

## Kipcush K8

# Kipcush Sound Machine & Night Light User Manual

Model: K8 | Brand: Kipcush

## INTRODUCTION

The Kipcush Sound Machine & Night Light is designed to enhance sleep quality and create a tranquil environment for adults, babies, and kids. Featuring 20 high-fidelity soothing sounds and a warm night light, this compact and portable device helps to relieve stress and provide uninterrupted peace. It is an ideal solution for improving sleep in various surroundings, whether at home, in the office, or while traveling.



The Kipcush Sound Machine and Night Light, showcasing its intuitive top-panel controls and compact design.

## SAFETY INFORMATION

---

- Do not use this device with a damaged power adapter.
- Use only with a compatible 5V power adapter.
- Do not use this device as a toy.
- Be cautious of noise exposure, especially for prolonged periods.

## PACKAGE CONTENTS

---

Your Kipcush Sound Machine & Night Light package includes:

- Kipcush Sound Machine & Night Light (Model K8)
- USB-A to coaxial connector cable

Please note: A power adapter is not included. We encourage the reuse of existing 5V power adapters to reduce waste.

# LESS WASTE MORE GREEN

---



This device doesn't contain a battery.



This sound machine and night light does not include a power adaptor.  
Included in the box is a USB-A to coaxial connector cable.

The Kipcush Sound Machine with its USB-A to coaxial connector cable, highlighting that a power adaptor is not included.

## SETUP

---

1. Power on the device by plugging the USB-A to coaxial connector cable into a compatible 5V power adapter (not included) and then into the device.
2. Place the device on a stable, flat surface.

## OPERATING INSTRUCTIONS

### Controls Overview



Detailed view of the Kipcush Sound Machine's touch controls.

- **Power Switch:** Located at the bottom center of the control panel. Tap to turn the device on or off.
- **Volume Control:** Use the + and - buttons to adjust the volume across 20 settings.
- **Track Navigation:** Use the << (Previous Track) and >> (Next Track) buttons to cycle through the available sounds.

### Sound Selection

The device features 20 high-fidelity soothing sounds. You can select your preferred sound by tapping the track navigation buttons.

# 20 Soothing Sleep Sounds

 4 White Noises

 4 Fan Noises

 9 Nature Sounds

 3 Lullabies



## 4 White Noises

- White Noise
- Pink Noise
- Brown Noise
- Sleep Brown Noise

## 4 Fan Noises

- Soothing Hum
- Rumbling Fan
- Clothes Dryer
- Laundry

## 9 Nature Sounds

- Train
- Stream
- Rain
- Ocean
- Seagulls
- Crickets
- Birds
- Forest
- Wind

## 3 Lullabies

- Twinkle, Twinkle, Little Star
- Hush little baby
- Rock-A-Bye Baby

A comprehensive list of the 20 soothing sounds available on the Kipcup Sound Machine.

Sounds include:

### • 4 White Noises:

- White Noise
- Pink Noise
- Brown Noise
- Sleep Brown Noise

### • 4 Fan Noises:

- Soothing Hum
- Rumbling Fan
- Clothes Dryer
- Laundry

### • 9 Nature Sounds:

- Train
- Stream
- Rain
- Ocean

- Seagulls
- Crickets
- Birds
- Forest
- Wind
- **3 Lullabies:**
  - Twinkle, Twinkle, Little Star
  - Hush little baby
  - Rock-A-Bye Baby

### Night Light Function

The integrated warm night light offers three adjustable brightness levels. To toggle the night light on or off, simply touch the top surface of the product. To adjust brightness, tap the light icon on the control panel.

### Timer and Memory Function

Customize your relaxation with timer options set at 15, 30, 60, 90, and 120-minute intervals. For uninterrupted peace, you can choose to let it run all night long. The sleep machine remembers your last settings, so you won't have to go through the setup process repeatedly.





Visual representation of the available timer settings.

## Favorite Sounds

The device includes unique favorite buttons (labeled 1 and 2) to store your preferred sounds for quick and easy playback. Simply select your desired sound and volume, then press and hold one of the favorite buttons to save the setting.



## Unique Favorite Button

Store your favourite sound for quick and easy playback

The two favorite sound buttons for quick access to preferred settings.

## MAINTENANCE

To ensure the longevity and optimal performance of your Kipcush Sound Machine & Night Light, follow these simple maintenance guidelines:

- Keep the device clean by wiping it with a soft, dry cloth. Do not use liquid cleaners or abrasive materials.
- Avoid exposing the device to excessive moisture or extreme temperatures.
- Store the device in a cool, dry place when not in use.

## TROUBLESHOOTING

If you encounter any issues with your Kipcush Sound Machine & Night Light, please refer to the following common solutions:

Problem	Possible Cause	Solution
Device does not power on.	Not properly connected to power source or power adapter issue.	Ensure the USB-A to coaxial cable is securely plugged into both the device and a functional 5V power adapter. Try a different power outlet or adapter.
No sound or low volume.	Volume set too low or sound selection issue.	Increase the volume using the + button. Cycle through sounds using the track navigation buttons to ensure a sound is selected.
Night light not working.	Night light is off or brightness is too low.	Tap the top surface of the product to turn on the night light. Tap the light icon on the control panel to adjust brightness.
Timer function not working as expected.	Incorrect timer setting.	Verify the selected timer interval (15, 30, 60, 90, 120 minutes) or ensure it's set to run all night if desired.




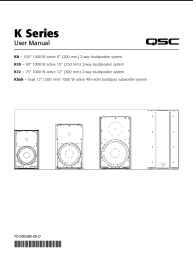

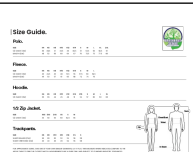
### SPECIFICATIONS

- **Model Name:** K8
- **Brand:** Kipcush
- **Color:** Putty
- **Material:** Plastic
- **Power Source:** Corded Electric (requires 5V adapter, not included)
- **Package Dimensions:** 4.37 x 4.37 x 3.03 inches
- **Weight:** 10.86 ounces
- **Sounds:** 20 high-fidelity soothing sounds (4 white noises, 4 fan noises, 9 nature sounds, 3 lullabies)
- **Night Light:** Warm light with 3 adjustable brightness levels
- **Volume Control:** 20 settings
- **Timer Options:** 15, 30, 60, 90, 120 minutes, or continuous play
- **Special Features:** Memory function, 2 favorite sound buttons, intuitive touch controls, portable design

### WARRANTY AND SUPPORT

For information regarding warranty coverage, returns, or technical support for your Kipcush Sound Machine & Night Light, please refer to the purchase platform or contact Kipcush customer service directly. Specific warranty details may vary based on region and retailer.

*Legal Disclaimer: Statements regarding dietary supplements have not been evaluated by the FDA and are not intended to diagnose, treat, cure, or prevent any disease or health condition.*

 <p>Wake-up Light User Manual</p> <p>Read and follow all instructions in this user manual before use. Warning: The Q3000 batteries only use the time of day and the programmed wake time. All functions are only possible with fully charged batteries. ThreeDuckDirect@outlook.com</p>	<p><a href="#">JALL Wake-up Light User Manual - Sunrise Alarm Clock Instructions</a></p> <p>Comprehensive user manual for the JALL Wake-up Light Sunrise Alarm Clock. Learn how to set time, alarms, wake-up light modes (sunrise simulation, mood light, RGB), FM radio, bedtime sounds, and fall asleep functions. Includes setup, maintenance, and troubleshooting tips.</p>
 <p>Wake-up Light User Manual</p> <p>Read and follow all instructions in this user manual before use. Warning: The Q3000 batteries only use the time of day and the programmed wake time. All functions are only possible with fully charged batteries. ThreeDuckDirect@outlook.com</p>	<p><a href="#">Wake-up Light User Manual</a></p> <p>User manual for the Wake-up Light, detailing setup, time and alarm settings, FM radio operation, light modes, and troubleshooting.</p>
 <p><b>JALL</b> Sunrise Alarm Clock User Manual K8</p> <p>ThreeDuckDirect@outlook.com</p>	<p><a href="#">JALL K8 Sunrise Alarm Clock User Manual</a></p> <p>Comprehensive user manual for the JALL K8 Sunrise Alarm Clock, detailing setup, time and alarm settings, FM radio, mood lighting, music functions, fall asleep mode, and troubleshooting.</p>
 <p><b>K Series</b> User Manual</p> <p>QSC</p> <p>Read and follow all instructions in this user manual before use. Warning: The QSC K Series loudspeakers only use the time of day and the programmed wake time. All functions are only possible with fully charged batteries. ThreeDuckDirect@outlook.com</p>	<p><a href="#">QSC K Series Loudspeaker Systems User Manual</a></p> <p>Comprehensive user manual for QSC K Series active loudspeakers (K8, K10, K12) and KSub subwoofer. Covers features, installation, operation, safety, and specifications for professional audio reinforcement.</p>
 <p><b>QSC</b> K.2 Series application guide Musicians Edition</p>	<p><a href="#">QSC K.2 Series Loudspeakers: Application Guide for Solo and Duo Musicians</a></p> <p>Explore the QSC K.2 Series powered loudspeakers with this application guide designed for solo and duo musicians. Discover setup configurations for various live performance scenarios, including busking and coffeehouse gigs, detailing input usage, DSP presets, EQ, and delay settings for optimal sound reinforcement.</p>
 <p><b>Size Guide</b></p> <p>Whatawhata School</p>	<p><a href="#">Whatawhata School Size Guide</a></p> <p>Comprehensive size guide for Whatawhata School uniforms including polos, fleece, hoodies, zip jackets, trackpants, shorts, and skorts. Provides detailed measurements for chest, length, waist, and inseam across various sizes.</p>