

PAWPRO 02

PAWPRO Cooling Towels Instruction Manual

Model: 02

PRODUCT OVERVIEW

The PAWPRO Cooling Towels are designed to provide instant cooling relief for various activities. Made from advanced ice-silk fabric, these towels absorb sweat and release a cooling sensation upon contact, helping to reduce body temperature by up to 10°C. They are ultra-lightweight, breathable, and come with reusable waterproof bags and carabiners for easy portability.

Key Features:

- **Ultra-Lightweight & Quick Chill:** Experience a refreshing 10°C temperature drop with just a quick shake! Made from advanced ice-silk fabric, these towels absorb sweat instantly and release a cooling sensation upon contact.
- **No More Heavy & Clammy:** Triple-layer fabric absorbs 2x its weight in water, while 3D honeycomb weaving accelerates evaporation. Enjoy a dry, lightweight feel within minutes.
- **Freshen Up All Day:** Contains advanced fiber to prevent hygiene problems. Maintain hygiene during strenuous exercise or outdoor work without worrying about odors.
- **Light as a Feather:** Weighing under 50g, it folds into pocket size for easy carrying. Use it as a sweat towel, sun shield, neck wrap, or even a mini cooling blanket.
- **Luxury and Practicality:** Made of high-density fibers and seamless edges that remain soft and resistant to fraying after countless washes. Gentle on the skin for both adults and children.



Image: Four PAWPRO cooling towels in various colors, packaged in clear waterproof pouches with carabiner clips.

SETUP AND ACTIVATION

Activating your PAWPRO Cooling Towel is a simple three-step process:

1. **Soak It:** Submerge the cooling towel completely in water. Cold water is recommended for best results.
2. **Wring It:** Gently wring out the excess water from the towel until it is damp but not dripping.
3. **Shake It:** Hold the towel by its ends and shake it vigorously 3-5 times. This action activates the cooling properties of the fabric.

Soak It

Soak the coolingtowel into water



Wring It

Wring out the water



SIMPLY GET COOL



Before: 52.0°C



After: 16.0°C

Shake It

Shake the towel 3~5times




Image: Visual guide for soaking, wringing, and shaking the cooling towel.

MULTIPLE USES & STYLE



Archery




Skate




Play Ball



Weightlifting



Yoga



Golf



Image: Temperature comparison before and after activation, showing the cooling effect.

Your browser does not support the video tag.

Video: Demonstration of how to activate and use the cooling towels, including soaking, wringing, and shaking for optimal cooling.

OPERATING AND USAGE SCENARIOS

Once activated, the PAWPRO Cooling Towel can be used in various ways to provide cooling relief:

- **Around the Neck:** Drape the towel around your neck for continuous cooling, ideal during workouts or outdoor activities.
- **On the Face/Forehead:** Place the towel on your face or forehead for immediate relief from heat.
- **Around Wrists/Arms:** Wrap the towel around your wrists or arms to cool down your pulse points.
- **As a Headband:** Fold and tie the towel around your head to keep sweat out of your eyes and cool your scalp.

- **Sun Shield:** Use it to cover exposed skin for protection from the sun while providing a cooling effect.

Ideal for:

- Gym workouts and fitness
- Running and jogging
- Yoga and Pilates
- Travel and commuting
- Hiking and climbing
- Any outdoor activity in hot weather

A COOL SUMMER






Image: Demonstrations of applying the cooling towel to different body parts for targeted relief.

COOLING TOWEL



Image: Examples of different activities where the cooling towels can be effectively used.

OURS




Rapid Cooling



Light And Breathable



Maintains Cooling Effect For A Long Time



VS

OTHER



Not Rapid Cooling



Thick And Non-Breathable



Maintenance Of Constant Temperature



Image: Visual guide illustrating multiple ways to wear and utilize the cooling towels.

CARE AND MAINTENANCE

To ensure the longevity and effectiveness of your PAWPRO Cooling Towels, please follow these care instructions:

- **Washing:** Machine wash cold or warm with mild detergent.
- **Bleaching:** Do not bleach.
- **Drying:** Air dry or tumble dry low.
- **Ironing:** Do not iron.

The reusable waterproof bags can be wiped clean with a damp cloth.

TROUBLESHOOTING

Towel not cooling effectively?

- Ensure the towel is thoroughly soaked in water.
- Wring out excess water firmly, but do not completely dry it. The towel needs to be damp to activate cooling.
- Shake the towel vigorously for several seconds to initiate the evaporative cooling process.
- If the towel dries out, simply re-soak, wring, and shake to reactivate.

Unpleasant odor?

- Wash the towel according to the care instructions. The advanced fiber is designed to prevent hygiene problems, but regular washing is recommended.
- Ensure the towel is completely dry before storing in the waterproof bag for extended periods to prevent mildew.

SPECIFICATIONS

| Feature | Detail |
|-------------------------------|---------------------------|
| Brand | PAWPRO |
| Model Name | 02 |
| Color | Multicolor |
| Material | Microfiber (Nylon fabric) |
| Towel Form Type | Yoga Towel |
| Product Dimensions (unfolded) | 12"W x 60"L |
| Item Weight | 13.1 ounces |
| Number of Items | 4 Count |
| Special Feature | Breathable |

BREATHABLE COOLING TOWEL



Surface Layer
Regulate evaporation and re-



Middle Layer
Efficiently circulates water mole-



Deep Layer
Quickly absorbs sweat from the

Image: Detailed view of the breathable triple-layer fabric technology.

WARRANTY AND SUPPORT

For any questions, concerns, or support regarding your PAWPRO Cooling Towels, please refer to the seller's contact information on the product's purchase page. Specific warranty details may vary and are typically provided at the point of purchase or within the product packaging.

We are committed to providing high-quality products and customer satisfaction.