

## Pipishell 5 Drawers

# Pipishell White 5-Drawer Dresser Instruction Manual

Model: 5 Drawers (B0DSFTL1B2)

Brand: Pipishell

## PRODUCT OVERVIEW

The Pipishell White 5-Drawer Dresser is designed to provide spacious and organized storage for various rooms in your home. Crafted from high-density P2 engineered wood, this dresser offers durability and a modern aesthetic. Its thoughtful design includes pre-assembled drawer slides for ease of assembly and enhanced safety features.

## Key Features

- **Spacious Storage:** Features five deep drawers for ample storage of clothes, accessories, and essentials, suitable for bedrooms, closets, or entryways.
- **Sturdy & Durable Construction:** Made from high-density P2 engineered wood, meeting CARB & EPA standards for a safe, durable, and eco-friendly solution. Sealed edges enhance longevity.
- **Pre-Assembled Drawer Slides:** Metal drawer slides come pre-installed, ensuring smooth and quiet operation and simplifying the assembly process.
- **SGS-Certified Safety:** Includes a wall-mounted safety strap and anti-tip kit, rigorously tested and certified by SGS for enhanced stability, ideal for households with children and pets.
- **Sleek, Contemporary Design:** Clean white finish with a modern minimalist aesthetic that blends effortlessly with contemporary home décor.
- **Exceptional Weight Capacity:** Supports up to 176 lbs, providing a sturdy and reliable storage solution. Dimensions: 30.3" W x 15.7" D x 42.7" H.



Image: The Pipishell White 5-Drawer Dresser, showcasing its elegant design and ample storage capacity.

## Product Video Overview

Your browser does not support the video tag.

Video: An official overview of the Pipishell Farmhouse Dresser, highlighting its design and features.

## SETUP & ASSEMBLY

Assembly of your Pipishell dresser is designed to be straightforward. Please follow these general guidelines and refer to the included assembly manual for detailed, step-by-step instructions.

## Unpacking and Inventory

Carefully unpack all components and lay them out on a clean, soft surface to prevent scratches. Verify that all parts and hardware listed in your assembly manual are present before beginning. Each part is typically labeled for easy

identification.



Image: Product dimensions and individual drawer capacity details, useful for planning placement and understanding storage.

Key Assembly Points

- **Pre-Installed Drawer Slides:** The metal drawer slides are pre-attached to the side panels, significantly reducing assembly time and effort.
- **Secure Connections:** Utilize all provided fasteners and wooden dowels to ensure a sturdy and stable structure.

- **Anti-Tip Kit Installation:** For safety, it is crucial to install the included SGS-certified anti-tip kit. Secure the dresser to a wall using the provided strap and hardware to prevent accidental tipping.


## Quiet, Seamless Drawer Slide

Conveniently pre-installed



Image: Detail of the pre-assembled drawer slides, highlighting the convenience for assembly.





## Built To Stand The Test of Time

Note: Meets 'ASTM F2057-23' tip-over safety standards.

Image: Visual representation of the anti-tip strap and anti-tip foot pads, emphasizing safety features.

## OPERATING INSTRUCTIONS

Your Pipishell dresser is designed for smooth and efficient daily use. The drawers are equipped with quality slides for easy access to your belongings.

## Drawer Usage

- **Opening/Closing:** Gently pull or push the bar handles to open and close the drawers. The pre-assembled metal slides ensure a quiet and seamless motion.
- **Weight Distribution:** Distribute items evenly within the drawers to maintain balance and prevent strain on the slides. Avoid overloading drawers beyond the recommended capacity (22 lbs per drawer).



Image: The dresser with an open drawer, demonstrating its spacious interior for optimal storage.





## Sustainable Style, Enduring Quality



Sustainable



Odorless



Easy to Clean



Waterproof

Image: A hand opening a drawer, illustrating the quiet and seamless operation of the pre-installed drawer slides.

## MAINTENANCE & CARE

Proper care will ensure the longevity and appearance of your Pipishell dresser.

- **Cleaning:** Wipe surfaces with a soft, damp cloth. Avoid harsh chemicals or abrasive cleaners, as they may damage the finish.

- **Spills:** Promptly wipe up any spills to prevent moisture absorption and potential damage to the engineered wood.
- **Sunlight Exposure:** Avoid prolonged direct sunlight exposure to prevent fading or discoloration of the finish.
- **Regular Checks:** Periodically check all screws and fasteners to ensure they remain tight. Tighten if necessary.



Image: A close-up of the dresser's top surface, emphasizing its durable, sustainable, and easy-to-clean properties.



# TROUBLESHOOTING

If you encounter any issues with your dresser, refer to the following common solutions:

- **Drawers Sticking/Not Sliding Smoothly:** Ensure the drawer slides are clean and free of debris. Verify that the drawers are not overloaded and that the dresser is placed on a level surface. Check that all screws securing the slides are tight.
- **Dresser Wobbles/Unstable:** Confirm that the dresser is on a flat, even surface. Re-tighten all assembly screws. Ensure the anti-tip kit is correctly installed and securely anchored to the wall.
- **Missing Parts:** If any parts are missing upon unpacking, please contact Pipishell customer support immediately.

# SPECIFICATIONS

Attribute	Detail
Brand	Pipishell
Product Dimensions	15.75"D x 47.24"W x 31.77"H
Color	White
Mounting Type	Floor Mount
Room Type	Entryway, Bedroom, Living Room, Hallway
Special Feature	Pre-Installed Drawer Slides
Assembly Required	Yes
Size	5 Drawers
Target Audience	Homeowners, Renters, and Apartment Dwellers
UPC	840478804072
Manufacturer	Pipishell
ASIN	B0DSFTL1B2

# WARRANTY & SUPPORT


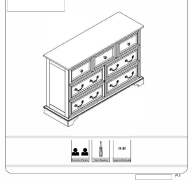

For any product inquiries, warranty information, or support needs, please contact Pipishell customer service. You may also consider purchasing extended protection plans for your product.


- **Protection Plans:** Available 2-Year and 3-Year protection plans.

- **Manufacturer Support:** Refer to the contact information provided in your product packaging or visit the official Pipishell store on Amazon for further assistance.

Visit the official Pipishell Store: [Pipishell Store](#)

## Related Documents - 5 Drawers

	<p><a href="#">BOLUO White Dresser 6 Drawer Assembly Instructions</a></p> <p>Step-by-step assembly guide for the BOLUO White Dresser with 6 drawers, including parts list and detailed instructions for building the furniture.</p>
<p>drawer</p> 	<p><a href="#">Lark Manor Dresser Installation and Assembly Guide</a></p> <p>Detailed installation and assembly instructions for the Lark Manor dresser, including board identification, hardware list, and step-by-step assembly procedures.</p>
<p><i>Assembly Instruction</i></p> <p>7-DRAWER DRESSER</p> 	<p><a href="#">Assembly Instructions: Ophelia &amp; Co. Farmhouse 7-Drawer Dresser (Model dkpe2449)</a></p> <p>Detailed assembly instructions and parts guide for the Ophelia &amp; Co. Farmhouse 7-Drawer Dresser. Learn how to build your dresser with clear steps, hardware identification, and important safety warnings.</p>
<p>DJ0370WT/BK</p> 	<p><a href="#">DJ0370WT/BK Dresser Assembly Instructions and Parts List</a></p> <p>Detailed assembly instructions and parts list for the DJ0370WT/BK dresser, a six-drawer dresser with LED lighting and metal handles.</p>
<p>User Manual of Product 1:</p> <p>SONGMICS Nightstand, Dresser with 4 Easy Pull Fabric Drawers, Chest of Drawers, Storage Organizer with Metal Frame, Resistant Folding, for Living Room, Office, Nursery, Black 15.1cm</p>	<p><a href="#">SONGMICS ULTS04H 4-Drawer Storage Organizer - User Manual and Assembly Guide</a></p> <p>Comprehensive user manual and assembly guide for the SONGMICS ULTS04H Nightstand, Dresser with 4 Easy Pull Fabric Drawers. Includes safety warnings, parts list, and step-by-step assembly instructions.</p>



Version 3.0


### Assembly Instructions for 7-Drawer Dresser with LED Lights

Comprehensive assembly instructions for a 7-drawer dresser, including details on parts, hardware, and step-by-step assembly for the dresser frame and drawers. Features Bluetooth LED strip lights.

Documents - Pipishell – 5 Drawers

INSTRUCTION MANUAL  
INSTRUKCJA MONTAŻU  
MANUEL D'INSTRUCTIONS  
MANUAL DE INSTRUCCIONES  
MANUALE DI ISTRUZIONI  
安装指南

PISC03 / PISC03B



- Storage Chest
- Assembly Instructions
- Parts List
- Dimensions
- Weight
- Material
- Color
- Finish
- Warranty

1-800-1-800-888-8888  
1-800-1-800-888-8888  
www.pipishell.com

Warning: Read the instructions carefully before assembly. Failure to follow the instructions may result in injury or damage to property. The instructions are provided in multiple languages. Please read the instructions in the language you are most comfortable with. The instructions are provided in the following languages: English, Spanish, French, German, Italian, Portuguese, Russian, Chinese, Japanese, Korean, and Thai. The instructions are provided in the following formats: PDF, HTML, and Print. The instructions are provided in the following sizes: 11x17, 11x8.5, and 8.5x11. The instructions are provided in the following colors: Black, White, and Gray. The instructions are provided in the following fonts: Arial, Helvetica, and Times New Roman. The instructions are provided in the following sizes: 10, 12, and 14. The instructions are provided in the following weights: Normal, Bold, and Italic. The instructions are provided in the following styles: Standard, Outline, and Shadow. The instructions are provided in the following colors: Black, White, and Gray. The instructions are provided in the following fonts: Arial, Helvetica, and Times New Roman. The instructions are provided in the following sizes: 10, 12, and 14. The instructions are provided in the following weights: Normal, Bold, and Italic. The instructions are provided in the following styles: Standard, Outline, and Shadow.


[Pipishell PISC03/PISC03B Storage Chest Instruction Manual](#)

Official instruction manual for the Pipishell PISC03/PISC03B storage chest, providing detailed assembly steps, safety warnings, and contact information for customer support.

lang:de score:15 filesize: 5.9 M page\_count: 2 document date: 2023-01-03

INSTRUCTION MANUAL  
INSTRUKCJA MONTAŻU  
MANUEL D'INSTRUCTIONS  
MANUAL DE INSTRUCCIONES  
MANUALE DI ISTRUZIONI  
安装指南

PISC04 / PISC04B



- Storage Chest
- Assembly Instructions
- Parts List
- Dimensions
- Weight
- Material
- Color
- Finish
- Warranty

1-800-1-800-888-8888  
1-800-1-800-888-8888  
www.pipishell.com

Warning: Read the instructions carefully before assembly. Failure to follow the instructions may result in injury or damage to property. The instructions are provided in multiple languages. Please read the instructions in the language you are most comfortable with. The instructions are provided in the following languages: English, Spanish, French, German, Italian, Portuguese, Russian, Chinese, Japanese, Korean, and Thai. The instructions are provided in the following formats: PDF, HTML, and Print. The instructions are provided in the following sizes: 11x17, 11x8.5, and 8.5x11. The instructions are provided in the following colors: Black, White, and Gray. The instructions are provided in the following fonts: Arial, Helvetica, and Times New Roman. The instructions are provided in the following sizes: 10, 12, and 14. The instructions are provided in the following weights: Normal, Bold, and Italic. The instructions are provided in the following styles: Standard, Outline, and Shadow. The instructions are provided in the following colors: Black, White, and Gray. The instructions are provided in the following fonts: Arial, Helvetica, and Times New Roman. The instructions are provided in the following sizes: 10, 12, and 14. The instructions are provided in the following weights: Normal, Bold, and Italic. The instructions are provided in the following styles: Standard, Outline, and Shadow.

[Pipishell PISC04/PISC04B Storage Chest Instruction Manual](#)

Instruction manual for the Pipishell PISC04 and PISC04B storage chest, detailing assembly, safety warnings, and installation instructions for home use.

lang:de score:14 filesize: 3.39 M page\_count: 2 document date: 2023-01-03