

DICTAC LB-06

DICTAC Full Over Twin Bunk Bed with Desk and Charging Station (Model LB-06) Instruction Manual

1. SAFETY INFORMATION

Please read and understand all instructions before assembling and using this bunk bed. Failure to follow these instructions may result in serious injury.

- Always use the safety guardrail when using the upper bunk.
- Do not exceed the weight capacity of 450 lbs for the upper bunk and 400 lbs for the lower bunk.
- Follow the assembly instructions carefully to ensure the stability and safety of the bunk bed.
- Ensure all connections are securely tightened before use. Periodically check and re-tighten all bolts.
- Use only mattresses that meet the recommended size and thickness for each bunk.
- The top bunk is not suitable for children under 6 years of age.
- Always use the anti-tipping device to secure the bunk bed to the wall.

2. PRODUCT OVERVIEW

The DICTAC Full Over Twin Bunk Bed (Model LB-06) is designed to optimize space with a full-size top bunk and a twin-size lower bunk. It features an integrated study desk, charging station, RGB LED lights, and various storage options.



Figure 2.1: Overall view of the DICTAC Full Over Twin Bunk Bed.

Key Features:

- **Space-Saving Design:** Full-size top bunk and twin-size lower bunk.
- **Integrated Desk & Charging Station:** A study desk with 2 AC outlets and 2 USB ports.
- **RGB LED Lights:** Over 60,000 colors, adjustable brightness, music sync, mic mode, and timing functions controlled via app or line controller.
- **Enhanced Safety:** Full-length guardrails on the upper bunk and an anti-tipping device.
- **Sturdy Construction:** Heavy-duty metal frame with closely packed metal slats for stability and noise reduction.
- **Multifunctional Storage:** Includes 2 open storage shelves, 2 fabric drawers, an extra side storage bag, and a metal decorative mesh with 6 hooks.

ADJUST THE METAL DECORATIVE MESH

Flexible Placement According to Your Space Design



As a Study Desk



As a Storage Shelf




Figure 2.2: Close-up of the integrated desk and charging station.

Bunk Bed With Long Desk and Built-in Charging Station



Figure 2.3: Bunk bed featuring RGB LED lighting.

3. ASSEMBLY INSTRUCTIONS

Assembly requires two adults. Please ensure all parts are present and undamaged before beginning. Refer to the included installation manual for detailed diagrams and part identification. Do not fully tighten screws until all components are in place.

Assembly Video:

Your browser does not support the video tag.


Video 3.1: Official DICTAC Full Over Twin Bunk Bed Assembly Guide. This video provides a visual step-by-step guide for assembling the bunk bed.

General Assembly Steps:

- 1. Unpack and Identify Parts:** Lay out all components and hardware. Match them against the parts list in your physical manual.

2. **Assemble Ladder Sections:** Attach the ladder rungs to the side rails using the specified hardware. Pay attention to hole direction.
3. **Construct Bed Frames:** Connect the main frame components for both the upper and lower bunks.
4. **Attach Support Beams:** Secure the horizontal support beams between the main vertical posts.
5. **Install Desk and Shelves:** Place and secure the desk surface and storage shelves.
6. **Insert Bed Slats:** Securely place the metal slats into the designated slots for both bunks.
7. **Install Anti-Tipping Device:** Attach the anti-tipping device to the bed frame and secure it to a wall stud.
8. **Final Tightening:** Once all components are in place, fully tighten all screws and bolts.

More Security Settings




Strong and Sturdy

Closely spaced metal slats provide strong support-No Box Spring Needed

Buckle Design & Noise-Free

Simplified Installation Steps and Fastens the Slats Firmly



Anti-Tipping Device

Fix it to the wall to ensure the loft bed is more stable




Figure 3.1: Illustration of the anti-tipping device and secure slat design.

4. OPERATING INSTRUCTIONS

Using the Desk and Charging Station:

The integrated desk provides a dedicated workspace. The charging station, located on the desk, includes

Figure 4.1: Overview of the bunk bed's storage solutions.

Product Display Video:

Your browser does not support the video tag.

Video 4.1: DICTAC Full Over Twin Bunk Bed with Desk Display Video. This video showcases the features and functionality of the bunk bed.

5. MAINTENANCE

Regular maintenance will prolong the life and ensure the safety of your bunk bed.

- **Cleaning:** Wipe down metal surfaces with a soft, damp cloth. Avoid abrasive cleaners or harsh chemicals that may damage the finish. For wooden surfaces, use a wood-safe cleaner.
- **Inspection:** Periodically check all bolts, screws, and connections to ensure they are tight. Re-tighten as necessary.
- **Weight Limits:** Adhere strictly to the stated weight limits for each bunk (Upper: 450 lbs, Lower: 400 lbs).
- **Mattress Care:** Ensure mattresses are properly sized and maintained according to their manufacturer's instructions.

6. TROUBLESHOOTING

If you encounter any issues with your DICTAC bunk bed, refer to the following common solutions:

- **Bed feels unstable or wobbly:** Ensure all bolts are fully tightened. Verify that the anti-tipping device is correctly installed and secured to the wall.
- **Squeaking noises:** Check all slat connections and frame joints. The buckle design of the slats is intended to prevent noise, but re-tightening connections can resolve any persistent squeaks.
- **LED lights not working:** Check the power connection to the charging station and the LED strip. Ensure the app or line controller is functioning correctly and paired if applicable.
- **Missing or misaligned parts during assembly:** Double-check the part numbers against the manual. If parts are genuinely missing or defective, contact customer support immediately.

7. PRODUCT SPECIFICATIONS



Figure 7.1: Detailed dimensions of the bunk bed.

Feature	Detail
Model Number	LB-06
Size	Full Over Twin
Color	Black
Product Dimensions	77.95"L x 57.1"W x 72.25"H
Material	Metal Frame, FSC-certified Wood Boards (desk/shelves)
Weight Limit (Upper Bunk)	450 Pounds
Weight Limit (Lower Bunk)	400 Pounds
Item Weight	135 Pounds

Feature	Detail
Special Features	Study Desk, Metal Decorative Mesh with 6 Hooks, 2 Fabric Drawers, 2 Storage Shelves, Charging Station (2 AC, 2 USB), LED Lights, Safety Guardrails, Stairs, No Box Spring Needed
Assembly Required	Yes
Recommended Mattress Thickness (Upper)	4"-6"
Recommended Mattress Thickness (Lower)	6"-12"

8. WARRANTY AND SUPPORT

DICTAC offers a 90-day easy return policy for this product. If your bunk bed arrives damaged, scratched, or with missing parts, or if you encounter any other issues, please contact DICTAC customer support for assistance.

For customer support, please refer to the contact information provided with your purchase documentation or visit the official DICTAC store on Amazon: [DICTAC Store](#).