

**Manuals+**

[Q & A](#) | [Deep Search](#) | [Upload](#)

**Spacekey CS2**

# Spacekey Dehumidifier User Manual

**MODEL: CS2**

## Introduction and Overview

This Spacekey Dehumidifier, Model CS2, is designed to efficiently remove excess moisture from your home environment, improving air quality and comfort. With its 106 OZ water tank, it is suitable for various spaces including living rooms, bedrooms, bathrooms, basements, and RVs.



Main view of the Spacekey Dehumidifier, highlighting its compact design and visible water tank.

## Key Features

### High Efficiency Dehumidification

SPACEKEY dehumidifiers for home utilize advanced semiconductor condensing technology with dual semiconductor construction. In a closed room at 86°F and 80% RH, the dehumidifier collects up to 40oz (1,182ml) of excess moisture in 24 hours, releasing fresh, dry air with minimal energy consumption. 106oz large capacity water tanks are suitable for living rooms, bedrooms, bathrooms, checkrooms, and RVs.

# Dual Semiconductor Double Power

**106oz Large** Capacity Water Tank



Illustration of the dual semiconductor technology, emphasizing double power and 106oz large capacity water tank.

## Upgraded Efficient Dehumidification

Removes up to **40oz** of humidity per day at 86°F and 80% RH.



Visual representation of upgraded efficient dehumidification, showing humidity reduction from 80% to 40%.

### Two Dehumidification Modes

Two kinds of dehumidification modes to meet your different usage needs. Under the strong dehumidifying mode, the dehumidifier runs at high speed, which can quickly remove moisture and effectively reduce air



humidity. In sleep mode, the dehumidifier will automatically turn off the light and run quietly at low speed to provide you with a comfortable, pitch-dark, and silent sleep environment.

## Quiet Running

Enjoy a cozy sleeping environment

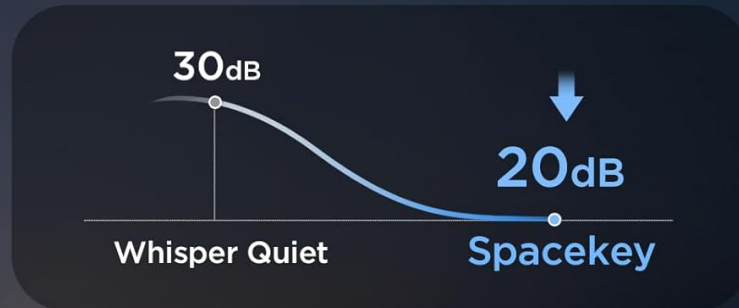


Illustration showing the dehumidifier operating quietly in a bedroom setting, emphasizing its low noise level.

## Power When needed, Silent When Wanted



Comparison of Day Mode (30dB) and Night Mode (20dB) for quiet operation.

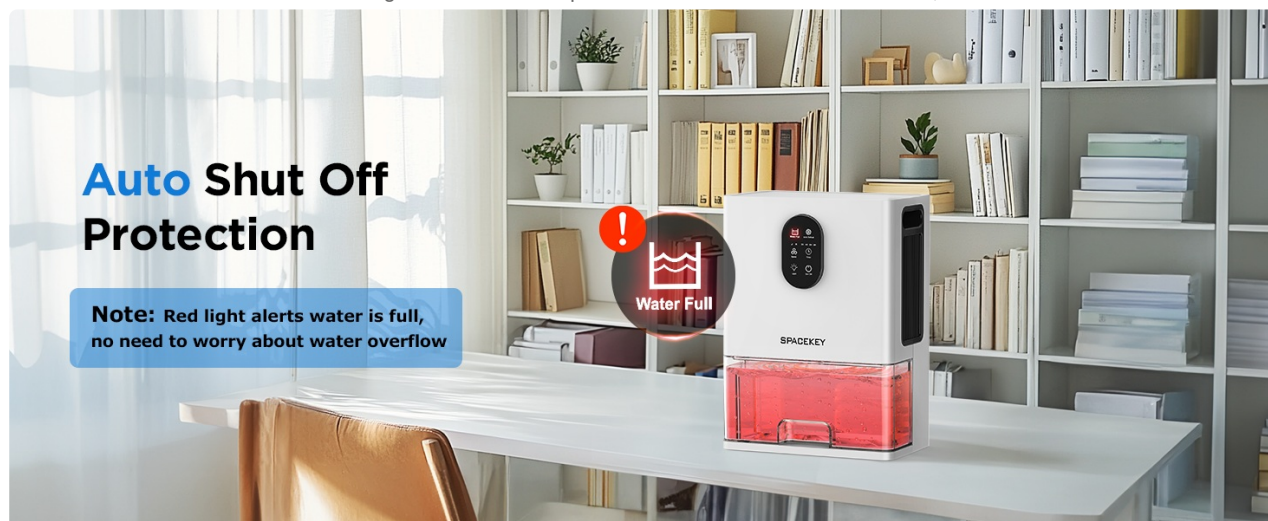
## Quiet Operation and Auto Shut-off

The operation is ultra-quiet, perfect for bedrooms or any space that needs to be quiet. In sleep mode, the noise level of the dehumidifier is so low at 20dB that you won't even notice it's there. The portable dehumidifier is equipped with a water full automatic shut-off function, when the water tank is full, the red indicator light flashes and stops running immediately to remind you to empty the water tank.

## Auto Shut off Protection



Illustration demonstrating the auto shut-off protection when the water tank is full, with a red indicator.



Detailed view of the auto shut-off protection, showing the red alert when the water tank is full.




## Timer Setting and 7 Colorful Lights

The dehumidifier is designed with 2, 4, 6 and 8 hour timers to maximize power savings and avoid additional waste. The dehumidifier has seven different color lights that provide dynamic light cycling effects to bring you a romantic and relaxing atmosphere. You can choose your favorite color and lock it or choose to turn it off.



Illustration of the dehumidifier with its 7 colorful LED lights, creating an ambient mood.



Visual representation of the timer settings: 2, 4, 6, and 8 hours.



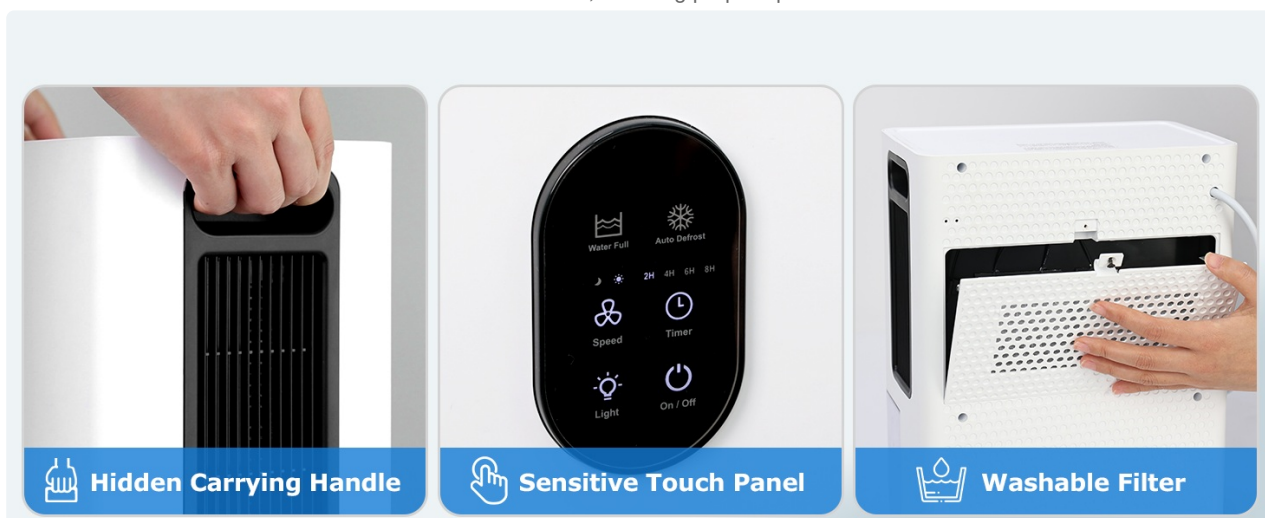
Options for the 7 Colors Ambient Light: dynamic change, fixed color, or off.

## Easy Operation and Automatic Defrost

User-friendly design makes setup and operation simple and easy. Large capacity water tank is easy to remove, empty and clean. Concealed carry handle so you can easily move it anywhere. In addition, when the semiconductor frosts when the temperature is too low, the small dehumidifier will turn on the automatic defrost mode to ensure proper dehumidifier operation.



Illustration of the Smart Defrost feature, ensuring proper operation in cold environments.



Key design features: Hidden Carrying Handle, Sensitive Touch Panel, and Washable Filter.



## Setup

Carefully remove the dehumidifier and all accessories from the packaging. Ensure all packing materials, including any protective films or foam inserts, are removed from the unit and water tank.

Place the dehumidifier on a flat, stable surface in the desired room. Ensure there is at least 8 inches of clear space around all sides of the unit for proper air circulation.

Plug the power cord into a standard electrical outlet. The unit will emit a beep and the control panel lights will illuminate briefly.

## Operating Instructions

The dehumidifier features a sensitive touch panel for easy control. The panel includes indicators for 'Water Full', 'Auto Defrost', 'Speed' (Night/Day modes), 'Timer', 'Light', and 'On/Off'.





Close-up of the dehumidifier's control panel with various function icons.

**Turning On/Off:** Press the 'On/Off' button to power the unit on or off.

**Selecting Dehumidification Mode:** Press the 'Speed' button to toggle between the two dehumidification modes: Day Mode (strong dehumidifying) and Night Mode (quiet, low-speed operation).

**Setting the Timer:** Press the 'Timer' button repeatedly to select a desired operating duration: 2, 4, 6, or 8 hours. The unit will automatically shut off after the selected time.

**Controlling LED Lights:** Press the 'Light' button to cycle through the 7 colorful ambient light options. You can choose to let the colors change dynamically, lock it on your favorite color, or turn the lights off completely.

**Auto Shut-off Feature:** The unit is equipped with an automatic shut-off function. When the 106 OZ water tank is full, the 'Water Full' indicator light will flash red, and the unit will stop operating to prevent overflow. Empty the water tank when this indicator appears.

**Auto Defrost:** In low-temperature environments, the unit will automatically activate the defrost mode to prevent frost buildup on the semiconductor, ensuring continuous and efficient operation.

## Maintenance

**Emptying the Water Tank:** When the 'Water Full' indicator illuminates, carefully slide out the water tank from the bottom of the unit. Empty the collected water into a sink or drain. Replace the empty tank securely back into the unit.

**Cleaning the Water Tank:** Regularly clean the water tank with mild soap and water to prevent mold or mildew buildup. Rinse thoroughly and ensure it is dry before reinserting.

**Cleaning the Filter:** The dehumidifier features a washable filter. Periodically remove the filter (refer to the diagram on the unit or in the original manual for location) and clean it with water. Allow it to air dry completely before reinserting to maintain optimal performance.

## Troubleshooting

- **Unit not turning on:** Ensure the power cord is securely plugged into a working outlet. Check if the 'Water Full' indicator is on; if so, empty the water tank.
- **Dehumidifier not collecting water:** Verify the unit is in the correct operating mode. Ensure the room temperature and humidity levels are within the effective operating range (e.g., 86°F and 80% RH for maximum collection). Check if the filter is clogged and clean if necessary.
- **Unit is noisy:** Ensure the unit is placed on a flat, stable surface. If in Day Mode, switch to Night Mode for quieter operation. Check for any obstructions around the air inlets/outlets.
- **Water Full indicator is on but tank is not full:** Ensure the water tank is correctly inserted and seated properly.

## Specifications

Feature	Detail
Brand	Spacekey
Model Name	CS2
Floor Area Coverage	1000 Square Feet
Color	White
Special Feature	Two Working Modes, Removable 106oz Tank, Double Semiconductor, Automatic Shutoff, 7 Color Lights
Capacity	106 Fluid Ounces
Product Dimensions	9.5"D x 5.6"W x 12.8"H



Number of Speeds	2
Item Weight	6.38 pounds


## Warranty & Support

**Quality Assurance:** Each Spacekey dehumidifier undergoes rigorous testing to ensure quality and durability.

**Protection Plans:** Optional 3-Year and 4-Year Protection Plans are available for extended coverage. Refer to your purchase details for more information.

**Contact Support:** If you have any questions or require assistance with your dehumidifier, please feel free to reach out to Spacekey customer support. Contact information can typically be found on the product packaging or the official Spacekey website.

### Documents - Spacekey – CS2



[\[pdf\]](#) User Manual

CS2 Dehumidifier 106 OZ Water Tank 1000 sq ft Dehumidifiers for Home Quiet Bathroom Bedroom Basement RV with Timer Setting Auto Shut Off 7 Colors LED Light Sleep Modes White CS2 User Manual Spacekey B0F6YMS98R B0DSDWZDGR C1M85rq R9L m media amazon images I |||

...

lang: score:15 filesize: 5.91 M page\_count: 12 document date: 2024-05-15