

[Manuals.plus](#) /

> [Leipsden](#) /

> Leipsden Glass Fiber Screen Protector for EONON X3J-PLUS 10-inch Touch Panel Navigation System

Leipsden GLFGLND00453

Leipsden Glass Fiber Screen Protector

For EONON X3J-PLUS 10-inch Touch Panel Navigation System

Model: GLFGLND00453

1. PRODUCT OVERVIEW

This Leipsden Glass Fiber Screen Protector is specifically designed for the EONON X3J-PLUS 10-inch Touch Panel Audio Integrated Navigation System. It is a high-quality protective film, not the device itself. Engineered with advanced materials, it offers superior protection and enhances the visual and tactile experience of your device's screen.

Key features include 9H high hardness for scratch and impact resistance, a glossy finish for vivid display, self-adhering properties for easy installation, and an anti-fingerprint coating for effortless maintenance. It also incorporates antibacterial processing to keep your screen clean.

高硬度9H ガラスファイバー フィルム

光沢タイプ

貼り付け簡単!

自己吸着
保護フィルム

傷や衝撃から守る



An infographic highlighting the key features of the Leipsden Glass Fiber Screen Protector, including 9H hardness, glossy finish, anti-fingerprint, antibacterial properties, enhanced operation, and bubble dispersion.

2. WHAT'S INCLUDED

The package for your Leipsden Glass Fiber Screen Protector contains the following items:

- LCD Protective Film x 1
- Film Application Tool Set x 1




Image showing the Leipsden Glass Fiber Screen Protector positioned above an EONON X3J-PLUS 10-inch navigation system, illustrating the product's intended use and compatibility.

3. INSTALLATION GUIDE (SETUP)

Follow these steps for a smooth and bubble-free application of your screen protector:

- Clean the Screen:** Use the provided cleaning tools to thoroughly clean the EONON X3J-PLUS screen. Ensure there is no dust, smudges, or debris. A clean screen is crucial for a perfect application.
- Align the Film:** Carefully peel off a small portion of the protective layer from the adhesive side of the film. Align the film with the display area of your EONON X3J-PLUS screen. Ensure it is perfectly centered and straight.
- Apply Gradually:** Slowly lower the film onto the screen, allowing the self-adhering properties to take effect. Use a squeegee (if provided in the tool set) or a soft cloth to gently push out any air bubbles towards the edges as you apply.
- Remove Remaining Bubbles:** If any small bubbles remain, gently push them towards the nearest edge using the squeegee or cloth. The self-adhering design is engineered to minimize bubble formation.
- Final Wipe:** Once the film is fully applied, give the screen a final gentle wipe with a clean, soft cloth to remove any fingerprints or smudges from the top surface.

Important Note: The film is precisely cut to cover only the active display area of the EONON X3J-PLUS screen and does not extend to the frame or curved sections. Please verify your monitor's display area size before purchase.

4. KEY FEATURES

4.1. 9H High Hardness Protection

The screen protector features a surface hardness of 9H, offering robust protection equivalent to traditional glass films. This high-strength material effectively shields your screen from scratches and abrasions that can occur during daily use. It provides strong defense against drops and impacts, ensuring the longevity and pristine condition of your device's display. Unlike typical thick glass films, this glass fiber film is thin and flexible while maintaining superior hardness.

高硬度9Hで画面を守る!

表面硬度9Hで、画面を傷や衝撃からしっかり保護します。



高硬度9H 耐衝撃

An illustration demonstrating the high durability of the 9H hardness glass fiber film, with a hammer striking a shield icon on a screen, symbolizing strong impact resistance.

4.2. Glossy Display

Experience vivid and beautiful image and video display with the glossy finish of this screen protector. The high-gloss

film enhances screen colors, maximizing visual appeal and bringing a lustrous quality to your device's interface. This feature is particularly noticeable and appreciated when viewing photos and videos.

光沢仕様 鮮やかな画面表示!

光沢仕様で画像や動画が鮮やかに美しく表示されます。



光沢仕様で美しく

※映り込み防止効果はありません。


A visual representation of the glossy finish, showing vibrant flowers on a screen, emphasizing how the film enhances color and visual clarity for images and videos.

4.3. Smooth Touch Operation

Constructed from high-quality PET material, this screen protector ensures a smooth and responsive touch experience. It maintains the original touch sensitivity of your EONON X3J-PLUS, allowing for effortless navigation and interaction with your device.

タッチが滑らか! 高品質PET素材

高品質なPET素材を使用し、滑らかなタッチ操作を維持します。



画面操作スムーズ

An image depicting smooth touch operation, with a hand interacting with a screen, indicating the high-quality PET material ensures responsive and effortless touch control.


4.4. Anti-Fingerprint

The screen protector features a special anti-fingerprint coating that significantly reduces the visibility of smudges and fingerprints. This allows you to keep your touch panel clean and enjoy a stress-free operating experience. Any fingerprints that do appear can be easily wiped away, ensuring a clear screen and enhanced visibility at all times.


指紋防止！お手入れ簡単

指紋や汚れが付きにくく、簡単に拭き取ることができます。

使用前



使用后



綺麗な画面を維持


A comparison image illustrating the anti-fingerprint feature, showing a screen with visible fingerprints before application and a clean screen after, demonstrating easy maintenance.

4.5. Antibacterial Processing

The film is treated with antibacterial processing to prevent the proliferation of bacteria and viruses on the screen surface. This feature helps maintain a hygienic and clean display, contributing to a healthier user experience.

いつでも清潔! 抗菌加工で安心

抗菌処理で細菌の繁殖を防ぎ、清潔な画面を保ちます。



ウイルスや菌の繁殖を抑える

An illustration of the antibacterial processing, showing bacteria and viruses being crossed out, signifying the film's ability to prevent microbial growth and maintain a clean surface.

5. OPERATING

Once installed, the Leipsden Glass Fiber Screen Protector operates seamlessly with your EONON X3J-PLUS navigation system. Its high-quality PET material ensures that touch commands are registered accurately and smoothly, providing an unhindered user experience. The glossy finish enhances visual clarity, making on-screen content vibrant and easy to read.

6. MAINTENANCE

To maintain the optimal performance and appearance of your screen protector, follow these simple maintenance guidelines:

- **Regular Cleaning:** Use a soft, lint-free cloth to gently wipe the screen protector. For stubborn smudges, slightly dampen the cloth with water or a screen-safe cleaning solution.

- **Avoid Harsh Chemicals:** Do not use abrasive cleaners, alcohol, or ammonia-based solutions, as these can damage the coating of the film.
- **Fingerprint Removal:** Thanks to the anti-fingerprint coating, most fingerprints can be easily wiped away with a dry, soft cloth.
- **Dust Removal:** For dust particles, use an air blower or a piece of adhesive tape to gently lift them off the surface.

7. TROUBLESHOOTING

- **Bubbles After Installation:** While the self-adhering design minimizes bubbles, small ones might occasionally appear. Most small bubbles will dissipate naturally within 24-48 hours. For larger bubbles, try gently lifting the nearest edge of the film and reapplying while pushing the bubble out with a squeegee or soft cloth.
- **Reduced Touch Sensitivity:** Ensure the film is properly adhered without any gaps or air pockets. If touch sensitivity is still an issue, verify that the film is correctly aligned and not overlapping any sensors.
- **Glare/Reflections:** Due to the glossy nature of the film, it cannot prevent light reflection or glare. This is a characteristic of glossy screens and films. Adjusting the device's angle or ambient lighting can help mitigate this.
- **Film Does Not Cover Entire Screen:** As noted in the installation guide, the film is designed to cover only the active display area, not the entire glass surface including the frame or curved edges. This is intentional to ensure proper adhesion and compatibility.

8. SPECIFICATIONS

Attribute	Detail
Brand	Leipsden
Compatible Device	EONON X3J-PLUS 10-inch Touch Panel Audio Integrated Navigation System
Film Model Number	GLFGLND00453
Surface Hardness	9H
Finish Type	Glossy
Special Features	Anti-Fingerprint, Self-Adhering, Antibacterial
Package Dimensions	17.5 x 11 x 0.2 cm
Item Weight	25 g
ASIN	B0DSD5RMZP

9. WARRANTY AND SUPPORT

For any questions regarding the Leipsden Glass Fiber Screen Protector, including installation assistance, troubleshooting, or product inquiries, please contact the seller or manufacturer directly through your purchase platform. Please refer to your purchase documentation for specific warranty details, if applicable.

