

Manuals+

[Q & A](#) | [Deep Search](#) | [Upload](#)

Manuals.plus /

› [IKEEPFIT](#) /

› IKEEPFIT MAXwarm 4.0 Cordless Knee Massager User Manual

IKEEPFIT MAXwarm 4.0

IKEEPFIT MAXwarm 4.0 Cordless Knee Massager User Manual

Model: MAXwarm 4.0

INTRODUCTION

Thank you for choosing the IKEEPFIT MAXwarm 4.0 Cordless Knee Massager. This device is designed to provide targeted heat and vibration massage for your knees, offering comfort and relief. Its cordless design and adjustable fit allow for convenient use anytime, anywhere. Please read this manual thoroughly before operation to ensure safe and effective use of your massager.



Image: The iKEEPFIT MAXwarm 4.0 Cordless Knee Massager (Pair)

SAFETY INFORMATION

To ensure safe operation and prevent injury or damage, please observe the following precautions:

- Do not use this device if you have a pacemaker, artificial joints, or electronic medical implants.
- Consult a physician before use if you are pregnant, have skin sensitivities, circulatory disorders, or any pre-existing medical conditions.
- Do not use on swollen, inflamed, or injured skin areas.
- Avoid prolonged use on a single area to prevent overheating or skin irritation. The device has an automatic 30-minute shut-off feature.
- Keep out of reach of children. This is not a toy.
- Do not disassemble, modify, or repair the device yourself. Contact customer support for assistance.
- Use only the provided charging cable and adapter.
- Do not immerse the device in water or use it in excessively humid environments.
- Store in a cool, dry place when not in use.

PACKAGE CONTENTS

Please check the package for the following items:

- IKEEPFIT MAXwarm 4.0 Cordless Knee Massager (Pair)
- USB Charging Cable
- Extension Straps (Two 8-inch, One 28-inch)
- User Manual

PRODUCT OVERVIEW

The IKEEPFIT MAXwarm 4.0 features an ergonomic design with soft, skin-friendly materials for comfortable wear. It integrates advanced heating and vibration technology for comprehensive knee relief.



16800mm² Heating Area

2025 Upgraded: 200% Heating Area and 5-Level Precise Temp

MAXwarm
Knee4.0

3-Level vibration

-  Gentle
-  Soothing
-  Intense

600⁺RPM
powerful motor

NTC smart precise temp control always keeps comfortable

45°C	50°C	55°C	60°C	65°C
113°F	122°F	131°F	140°F	149°F

* Heating and vibration are controlled separately, can turned off individually

Image: Key features of the MAXwarm 4.0, including heating area and control options.

Components and Controls:

- **Control Panel:** Features an enlarged digital display for easy readability and touch controls.
- **Temperature Button:** Adjusts heat levels.
- **Massager Button:** Cycles through vibration modes.
- **Mode Digital Display:** Shows current settings.
- **Switch Button:** Long press to power on/off, short press to disable touch controls.
- **Adjustable Straps:** Velcro straps for a secure and comfortable fit.
- **Heating Area:** Large 16,800 mm² heating surface for 360-degree coverage.

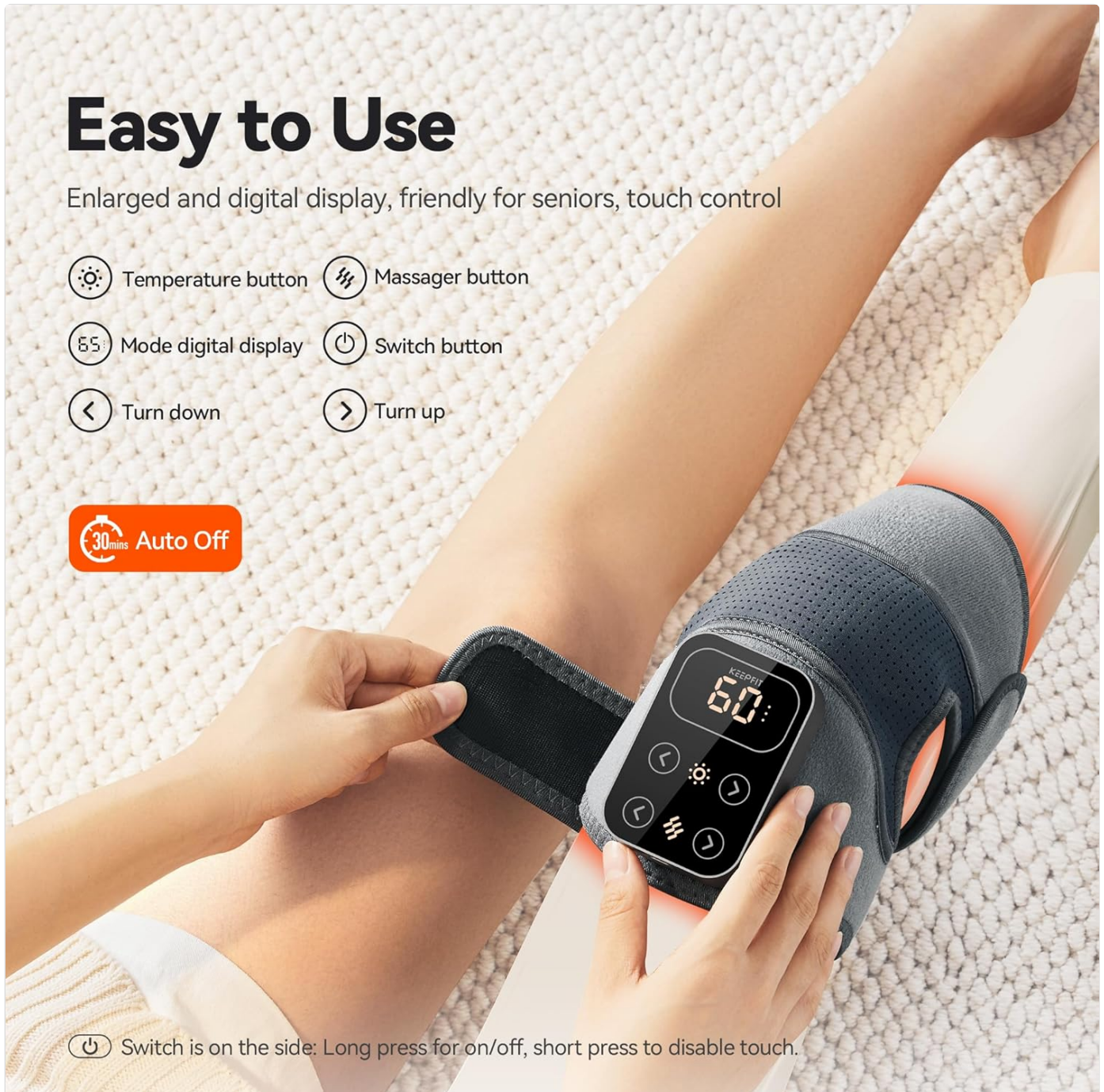


Image: Detailed view of the easy-to-use control panel.

SETUP

1. Charging the Device:

Before first use, fully charge the massager. Connect the USB charging cable to the device's charging port and plug the other end into a compatible USB power adapter (not included) or computer USB port. The indicator light will show charging status. A full

charge provides power for at least 10 uses.

Upgraded Battery


Can you tolerate having to recharge every time you use it?



2000 times Charge lifespan



imported from Japan



15 times
uses per charge

Image: Illustration of the high-capacity 5000mAh battery.

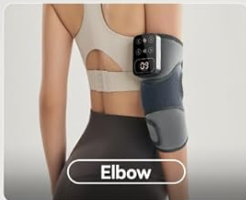
2. Wearing the Massager:

The MAXwarm 4.0 is designed for a 3D surround fit. Place the massager around your knee, ensuring the heating area is centered over the desired region. Secure it with the adjustable velcro straps for a snug yet comfortable fit. The ergonomic design ensures it stays in place even during light movement.

- **For Knee:** Wrap the massager directly around the knee.
- **For Shoulder/Elbow:** Use the provided 28-inch extension strap for shoulder application or the 8-inch straps for elbow or other smaller areas to achieve a secure fit.

3D Surround Fit

Ergonomical design to fit your joint, with extra strap, stays securely in place doesn't slide off



Extension Strap(3pcs): 8in *2 + 28in *1



8 inch



8 inch



28 inch

Image: Versatile wearing options for knee, shoulder, and elbow with extension straps.

OPERATING INSTRUCTIONS

Power On/Off:

Long press the Switch button (located on the side of the control panel) to turn the device on or off. The digital display will illuminate upon power-on.

Adjusting Heat Levels:

Press the Temperature button to cycle through the 5 precise temperature settings. The digital display will show the current temperature. The available temperature range is 113°F to 149°F (45°C to 65°C).

Level	Temperature (°F)	Temperature (°C)
1	113°F	45°C

Level	Temperature (°F)	Temperature (°C)
2	122°F	50°C
3	131°F	55°C
4	140°F	60°C
5	149°F	65°C

Selecting Vibration Modes:

Press the Massager button to cycle through the 3 vibration massage modes: Gentle, Soothing, and Intense. You can also switch off the vibration feature independently if only heat is desired.

Automatic Shut-off:

For safety and energy conservation, the device will automatically shut off after 30 minutes of continuous operation. You can restart it if further use is desired.

MAINTENANCE


Cleaning:

Wipe the surface of the massager with a soft, damp cloth. Do not use abrasive cleaners or immerse the device in water. Ensure the device is completely dry before storing or recharging.

Storage:

Store the massager in a cool, dry place away from direct sunlight and extreme temperatures. Keep it away from sharp objects that could damage the fabric or internal components.

Durable & Skin-friendly & Soft




Skin-friendly



Breathable Non-stuffy



Ensure Stays in Place



Never Crack



Image: The durable and skin-friendly materials used in the massager's construction.

TROUBLESHOOTING

Problem	Possible Cause	Solution
Device does not turn on.	Battery is low or depleted.	Charge the device fully.
No heat or weak heat.	Heat setting is too low or battery is low.	Increase the heat level. Ensure the device is fully charged.
Vibration is not working.	Vibration mode is off or battery is low.	Press the Massager button to activate vibration. Ensure the device is fully charged.
Device shuts off unexpectedly.	Automatic 30-minute shut-off activated.	Restart the device if further use is desired.

Problem	Possible Cause	Solution
Display is not responding to touch.	Touch controls might be disabled.	Short press the Switch button to re-enable touch controls.

If the problem persists after trying these solutions, please contact IKEEPFIT customer support.

SPECIFICATIONS

Feature	Detail
Product Name	IKEEPFIT MAXwarm 4.0 Cordless Knee Massager
Model	MAXwarm 4.0
Brand	IKEEPFIT
Power Source	Battery Powered
Battery Capacity	5000mAh (Japanese cells)
Heating Area	16,800 mm ²
Temperature Levels	5 levels (113°F - 149°F / 45°C - 65°C)
Vibration Modes	3 modes (Gentle, Soothing, Intense)
Automatic Shut-off	30 minutes
Material	Faux Leather, breathable fabric
Item Weight	0.8 Pounds (per massager)
Included Straps	Two 8-inch, One 28-inch extension straps

WARRANTY AND SUPPORT

IKEEPFIT provides a **2-Year Extended Guarantee** for the MAXwarm 4.0 Cordless Knee Massager, including a 2-year guarantee for the battery. This warranty covers manufacturing defects and ensures the quality and performance of your device.

For any questions, concerns, or technical assistance, please contact our professional customer support team. We are available **24/7** to assist you.

Contact Information: Please refer to the contact details provided on the product packaging or the official IKEEPFIT website for the most up-to-date support channels.

