

POVISON B0DSC15FJ5

POVISON Modular Sectional Sofa User Manual

Model: B0DSC15FJ5

1. IMPORTANT SAFETY INFORMATION

Please read all instructions carefully before assembly and use. Keep this manual for future reference.

- Supervise children and pets to avoid entrapment risks around the sofa.
- Keep the sofa away from open flames, heaters, or other high heat sources to prevent fire hazards.
- Do not stand or jump on the sofa. It is designed for seating and lounging.
- Ensure all components are securely fastened before use. Regularly check and tighten connections.
- Do not exceed the recommended weight limit of 1000 pounds for the entire sofa.

2. PRODUCT OVERVIEW

The POVISON Modular Sectional Sofa is designed for comfort and versatility, allowing you to customize your living space. Its deep seats and robust construction provide a comfortable and durable seating solution.



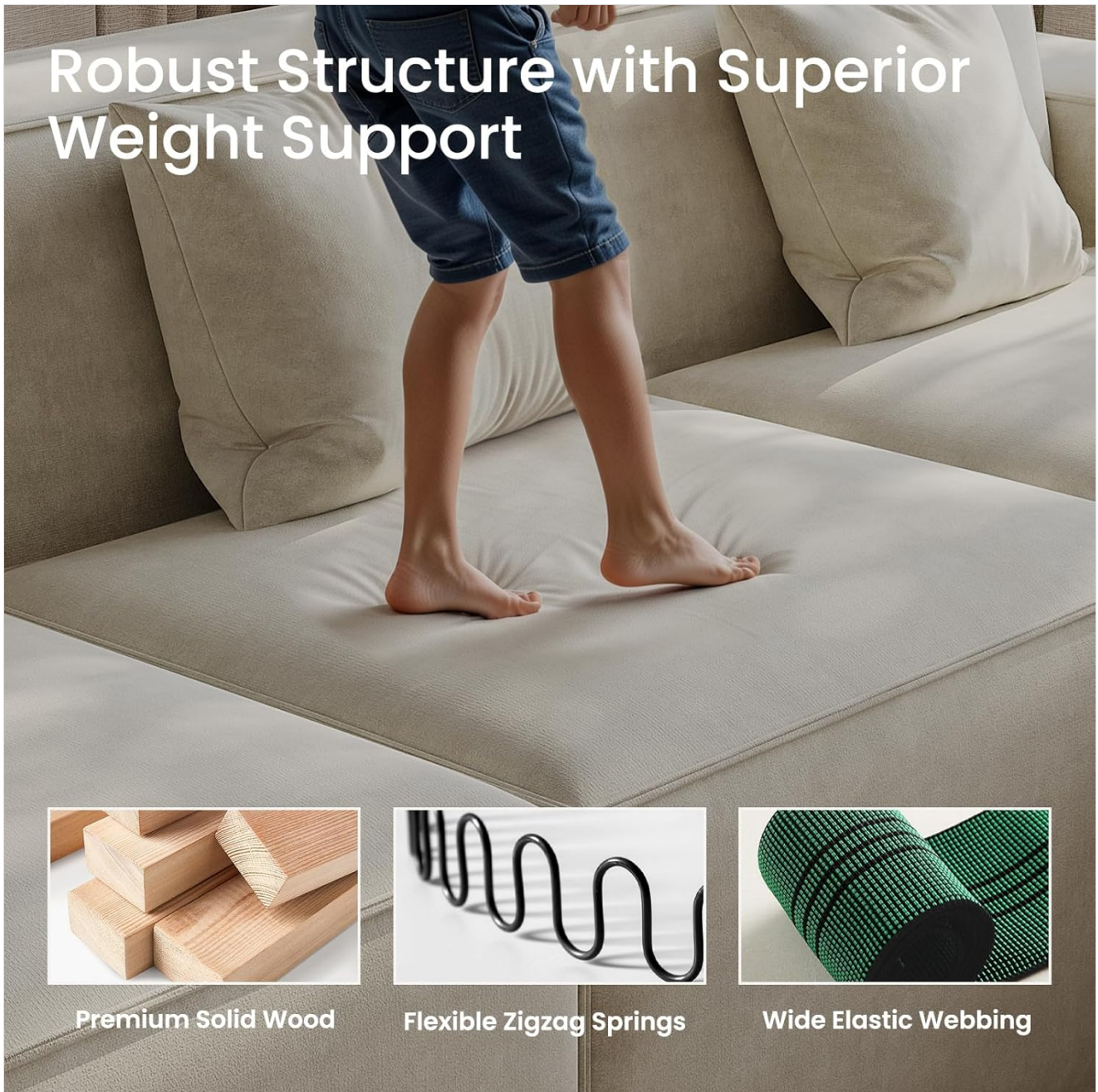
Image: The POVISON Modular Sectional Sofa, showcasing its modern design and modular configuration in a living room.

3. SETUP AND ASSEMBLY

This modular sofa is designed for straightforward assembly. Follow these general steps to set up your sofa. Specific instructions for connecting individual modules will be included in the packaging.

1. **Unpack Components:** Carefully remove all parts from the packaging. Verify that all components listed in the packing list are present.
2. **Identify Modules:** Each sofa module (e.g., 3-seat, corner) is a separate unit. Plan your desired configuration before assembly.
3. **Connect Modules:** Use the provided connectors to securely link the individual sofa modules together. Ensure a tight fit to prevent movement.
4. **Attach Legs (if applicable):** If legs are separate, screw them firmly into the designated points on the bottom of each module.
5. **Place Cushions:** Position the seat and back cushions onto the assembled frame.
6. **Final Check:** Ensure all connections are secure and the sofa is stable before use.


Robust Structure with Superior Weight Support



Premium Solid Wood



Flexible Zigzag Springs



Wide Elastic Webbing

Image: Illustration of the sofa's internal construction, highlighting premium solid wood, flexible zigzag springs, and wide elastic webbing for robust support.

4. OPERATING AND USAGE

The POVISON Modular Sectional Sofa offers flexible usage options to suit various needs and preferences.

4.1 Modular Configuration

The modular design allows you to rearrange the sofa sections to create different layouts. You can adapt the sofa to fit various room sizes and functions, from a large sectional to individual seating units.

4.2 Comfort Features

- **Deep Seating:** Enjoy ample space for lounging, reading, or relaxing.
- **Supportive Cushions:** Foam-filled seats with sinuous springs provide a balance of softness and support.



Image: A person comfortably lounging on the sofa, demonstrating its deep seating and comfort.

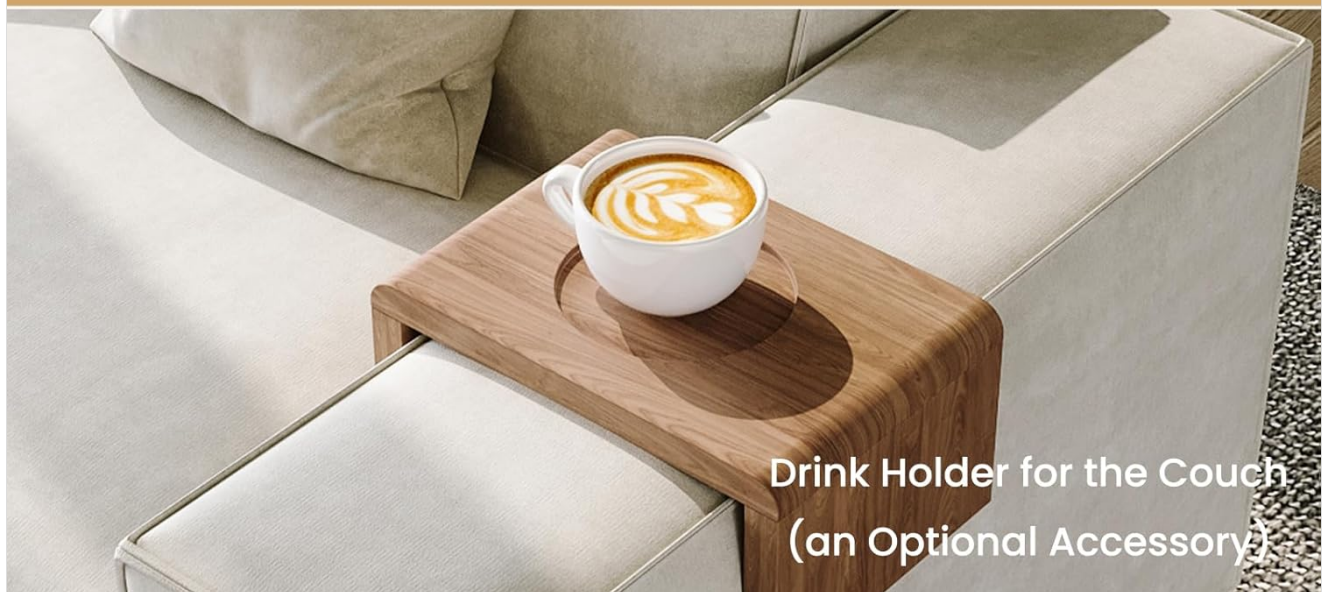
4.3 Armrest Functionality

The wide armrests can serve as convenient surfaces for placing small items like drinks or remote controls. Optional accessories like drink holders can further enhance functionality.



Double as Side Table in a Pinch

More than Armrest



Drink Holder for the Couch
(an Optional Accessory)

Image: The sofa's armrest shown functioning as a side table for a laptop and with an optional drink holder accessory.

5. MAINTENANCE AND CARE

Proper care will extend the life and appearance of your POVISON sofa. The high-performance fabric is designed for durability and ease of maintenance.

5.1 Cleaning Spills

The sofa features liquid-resistant upholstery. In case of spills, promptly blot the liquid with a clean, dry cloth. Avoid rubbing, which can spread the stain.

Liquid-Resistant

Spill? No Stress: Waterproof Magic at Your Fingertips.



TIPS: Please note that the waterproof performance of the sofa cover will decrease after washing, and the sofa cover can only be washed up to 2 times.

Image: A liquid spill on the sofa fabric, illustrating its liquid-resistant surface. Note: Waterproof performance may decrease after washing (max 2 washes).

5.2 Scratch Resistance

The fabric is designed to withstand light daily scratching. For households with pets, regular nail trimming is recommended to maintain the sofa's optimal condition.

Scratch-Proof

Laugh Off Claws, Keep the Flawless Finish.



Note: Its durable surface can withstand light daily scratching, but for sharp or untrimmed cat claws, regular nail trimming is recommended to maintain the sofa in optimal condition.

Image: A cat resting on the sofa, demonstrating the scratch-resistant nature of the fabric. Regular pet nail care is advised.

5.3 General Care

- **Vacuum Regularly:** Use a soft brush attachment to vacuum the sofa regularly to remove dust and loose debris.
- **Avoid Direct Sunlight:** Prolonged exposure to direct sunlight can cause fading. Position your sofa away from direct sun or use curtains/blinds.
- **Rotate Cushions:** Periodically rotate and fluff cushions to ensure even wear and maintain their shape.
- **Removable Covers:** The sofa features removable covers for easier cleaning. Follow care instructions on the label for washing. Note that the waterproof performance of the sofa cover will decrease after washing, and the sofa cover can only be washed up to 2 times.

6. TROUBLESHOOTING

This section addresses common concerns. For issues not listed here, please contact customer support.

- **Squeaking Sounds:** Check all connection points between modules and ensure they are tightened. Loose

connections can cause noise.

- **Uneven Seating:** Ensure cushions are properly aligned and fluffed. Rotate cushions periodically to promote even wear.
- **Fabric Stains:** Refer to the cleaning instructions in Section 5.1. For stubborn stains, consult a professional upholstery cleaner.

7. SPECIFICATIONS

Feature	Detail
Brand	POVISON
Model	B0DSC15FJ5 (3 Seats+Corner)
Product Dimensions (D x W x H)	80.3"D x 111.79"W x 25.2"H
Seat Depth	25.19 inches
Seat Height	18.8 inches (from diagram); 25.2 inches (overall height)
Weight Capacity	Up to 1000 pounds (entire sofa) / 250-350 lbs (per seat reference)
Seating Capacity	4.00
Type	Modular Sectional
Color	Beige
Special Features	Deep Seat, Easy to Assemble, Removable Cover, Waterproof (Liquid-Resistant)
Room Type	Bedroom, Living Room, Office
Frame Material	Russian Pine Wood (Solid Wood)
Upholstery Material	Velvet (SGS-certified)
Cushion Construction	Foam and Sinuous Springs (High-Density Foam, Violet Sponge)
Item Firmness	Medium to Soft
Assembly Required	Yes

Weight Capacity

250-350 LBS

(per seat reference)

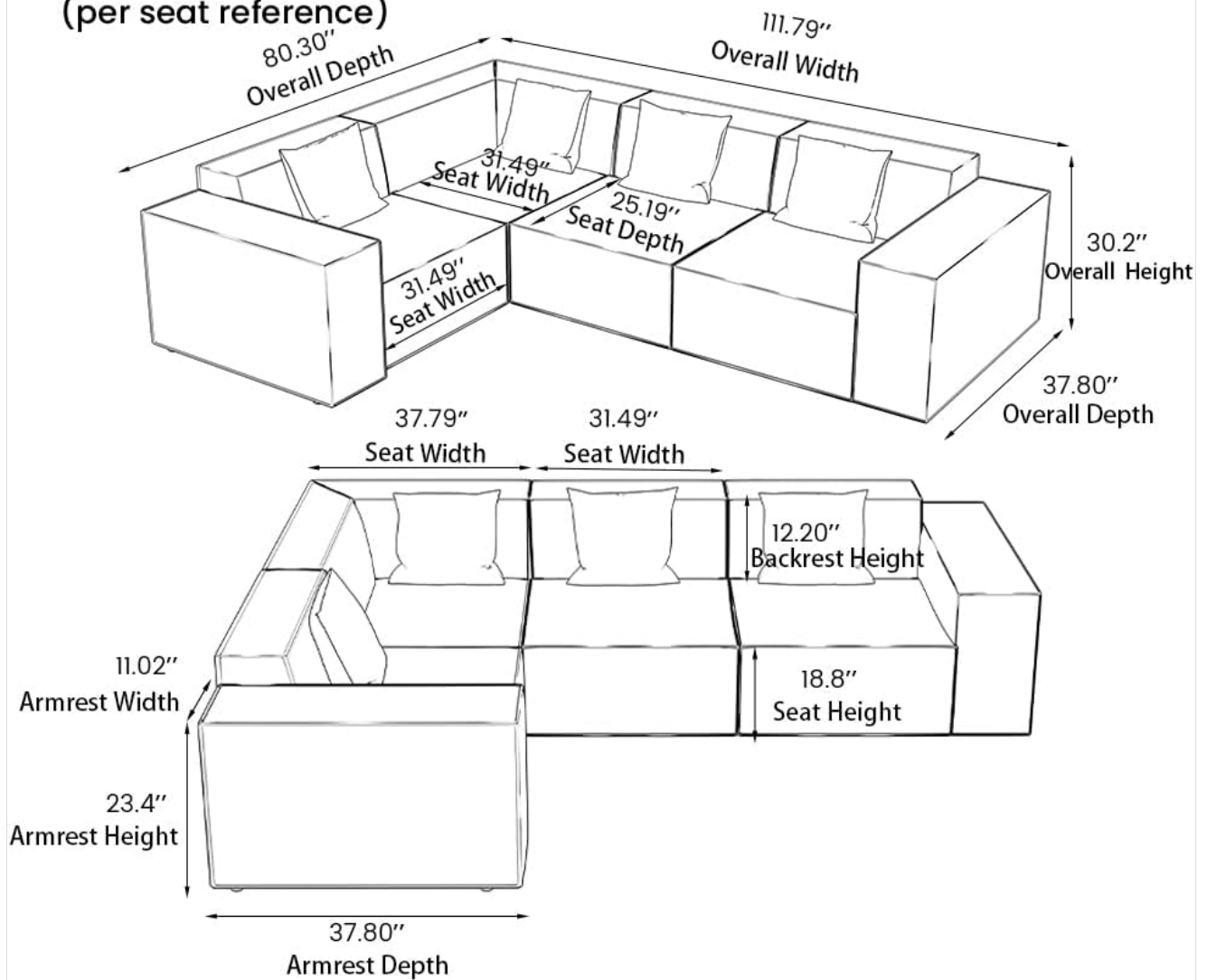


Image: Technical drawing illustrating the overall dimensions, seat width, seat depth, backrest height, and armrest dimensions of the sofa.

Seat Softness

Soft  Firm

Seat Comfort

Relaxed  Upright

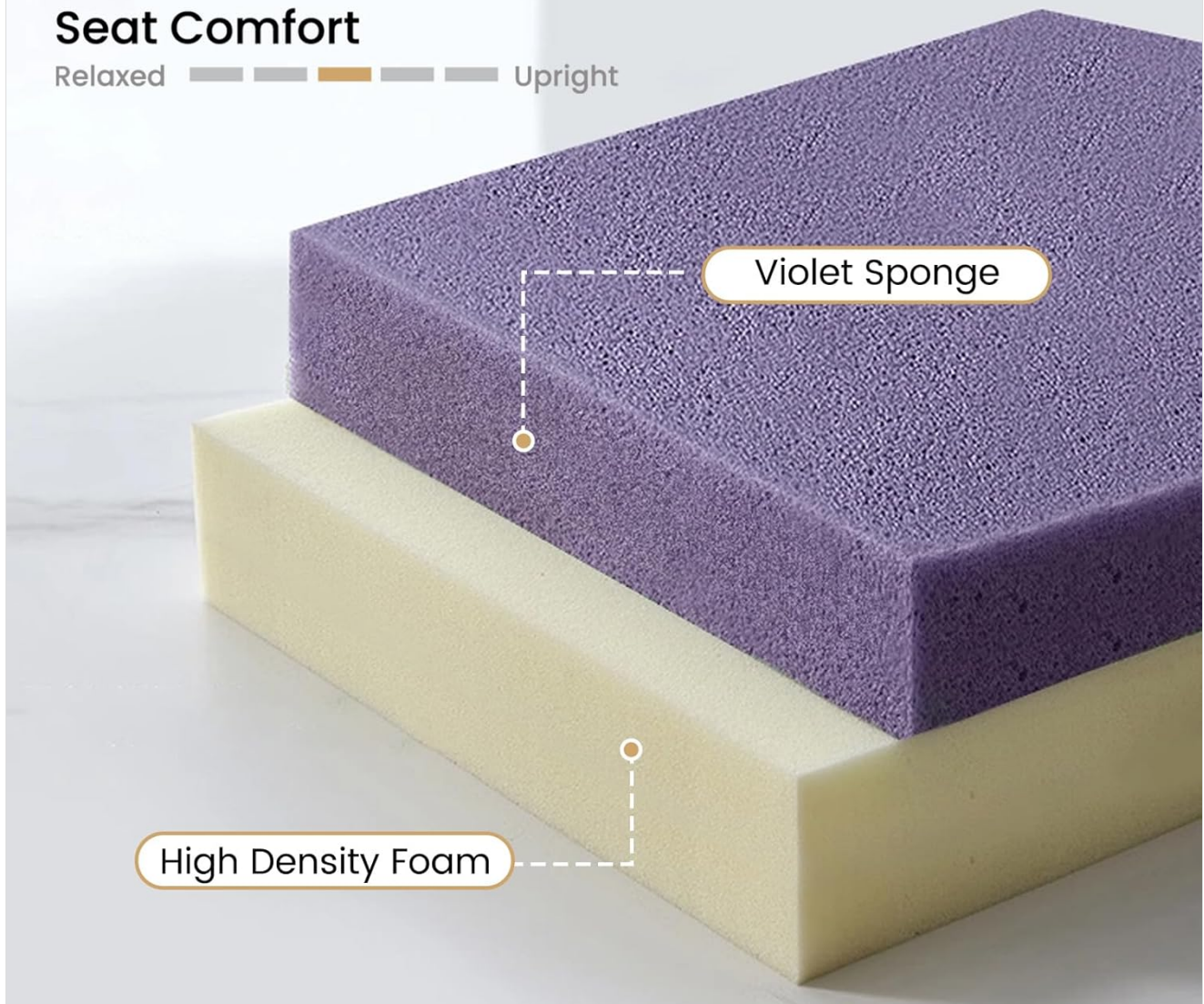


Image: Cross-section diagram of the sofa cushions, showing layers of Violet Sponge and High-Density Foam, indicating medium-soft comfort.

8. WARRANTY INFORMATION

This POVISON Modular Sectional Sofa comes with a **Limited Warranty**. For specific details regarding coverage, duration, and terms, please refer to the warranty card included with your product or contact POVISON customer support directly.


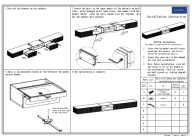


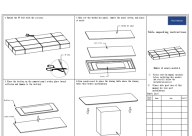

9. CUSTOMER SUPPORT

If you have any questions, require assistance with assembly, or need to report a defect, please contact POVISON customer support:

- **Online:** Visit the official POVISON website or their store page on Amazon.
- **Contact Information:** Refer to the product packaging or the POVISON brand store for the most current contact details.

When contacting support, please have your model number (B0DSC15FJ5) and purchase date available.

Related Documents - B0DSC15FJ5

	<p>POVISON DT8074AW160 Dining Table Assembly Instructions</p> <p>Concise assembly instructions for the POVISON DT8074AW160 dining table, including a parts list and step-by-step guidance for installation. Features Roman Column Frame Table Legs and Sintered Stone top.</p>
	<p>POVISON TS1021BL Installation and Disassembly Guide for Media Console</p> <p>Comprehensive guide for installing and disassembling the POVISON TS1021BL media console, including parts list and step-by-step instructions for drawers and cabinets.</p>
	<p>POVISON DL002A Desk Lamp User Manual and Features</p> <p>Comprehensive user manual for the POVISON DL002A Desk Lamp, detailing specifications, installation, button functions, product care, and FCC compliance. Features include adjustable brightness, color temperature, and wireless charging.</p>
	<p>POVISON Dressing Table Assembly and Installation Guide</p> <p>Comprehensive assembly and installation instructions for POVISON dressing tables, drawers, anti-tipping accessories, and induction lamps, including parts lists and step-by-step guidance.</p>
	<p>POVISON DT0126 Dining Table Installation Guide</p> <p>A comprehensive guide for the installation of the POVISON DT0126 dining table, including unpacking instructions and step-by-step assembly procedures.</p>
	<p>POVISON MF18228 LED Floor Lamp User Manual</p> <p>User manual for the POVISON MF18228 LED Floor Lamp, detailing installation, specifications, product care, and remote control functions. Includes FCC statement.</p>