

BoxWave DirectSync PD Cable

BoxWave DirectSync PD 100W USB-C to USB-C Cable (10ft) Instruction Manual

1. INTRODUCTION

This manual provides instructions for the BoxWave DirectSync PD 100W USB-C to USB-C Cable (10ft). This cable is designed for efficient power delivery and high-speed data transfer between compatible USB-C devices. It features a durable braided nylon construction and reinforced strain reliefs for enhanced longevity.



Image 1: The BoxWave DirectSync PD 100W USB-C to USB-C Cable (10ft) shown coiled next to a compatible smartphone, illustrating its design and intended use.

2. SETUP AND CONNECTION

The DirectSync PD Cable is designed for simple plug-and-play functionality. No software installation is required.

1. **Identify Ports:** Ensure both your charging adapter/power source and your device have USB-C ports.
2. **Connect for Charging:** Insert one end of the USB-C cable into a compatible USB-C power adapter or power bank. Insert the other end into the USB-C charging port of your device (e.g., smartphone, tablet, laptop).
3. **Connect for Data Transfer:** Insert one end of the USB-C cable into the USB-C port of your computer. Insert the other end into the USB-C port of your device. Your device should appear as a connected storage device on your computer.



Image 2: A close-up view of the coiled braided nylon cable, highlighting the robust USB-C connectors at each end.

3. OPERATING INSTRUCTIONS

3.1 Power Delivery (PD) Charging

The DirectSync PD Cable supports up to 100W Power Delivery, allowing for rapid charging of compatible devices, including laptops, tablets, and smartphones. For optimal charging speeds, ensure your power adapter also supports 100W PD or a wattage suitable for your device.

- Connect the cable as described in Section 2.
- The charging indicator on your device should activate, confirming power delivery.

Free to Move

DirectSync features a generous 6ft length, allowing for freedom to use your devices anywhere without worry.



Image 3: The DirectSync PD cable connected to a laptop, demonstrating its capability for high-wattage power delivery.

3.2 Data Transfer

This cable facilitates high-speed data transfers up to 480Mbps, allowing you to sync files, photos, and videos between your devices and computer efficiently.

- Connect the cable between your device and computer as described in Section 2.
- Once connected, your device should be recognized by your computer, allowing you to access and transfer files.

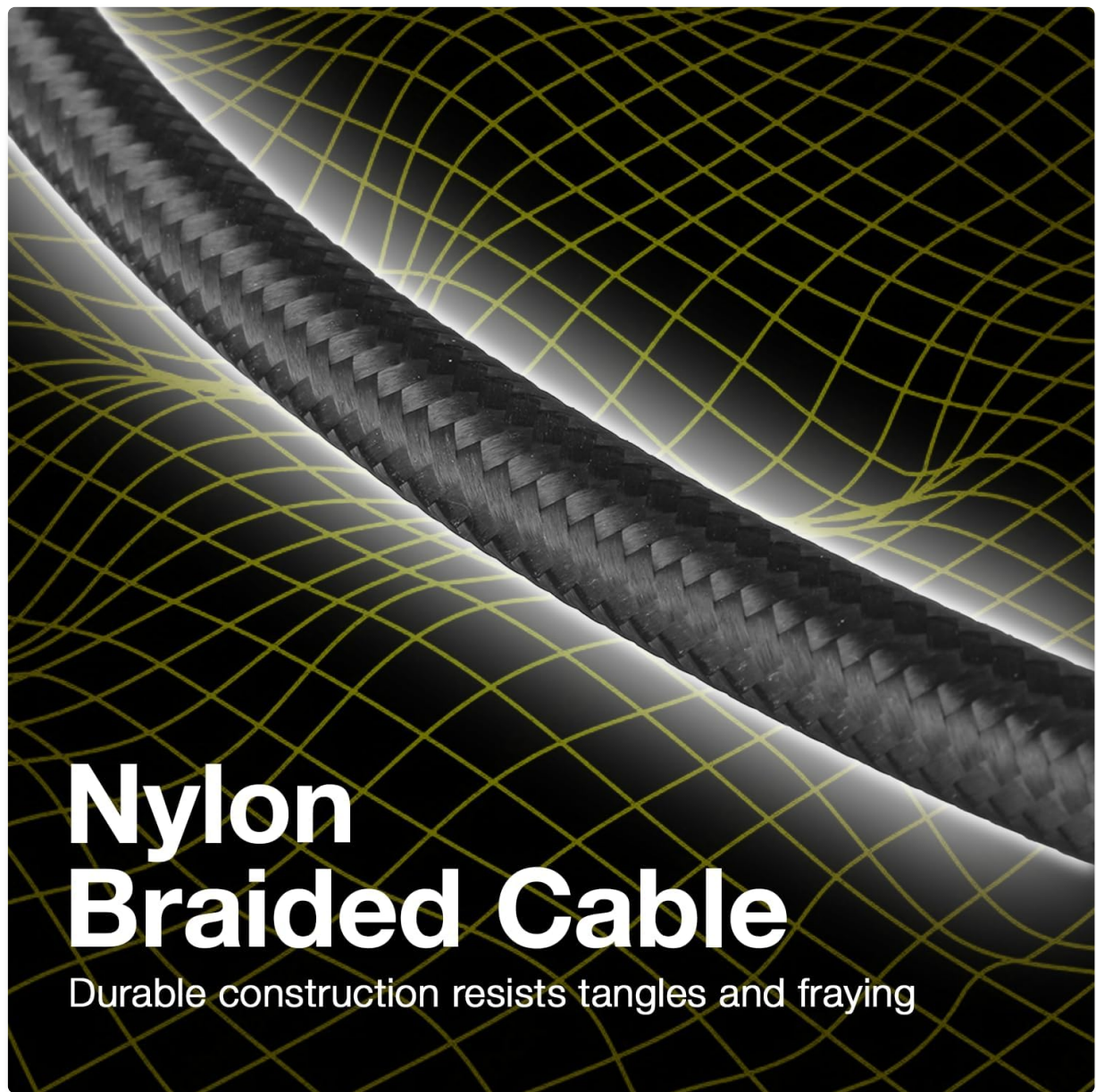


Image 4: The cable simultaneously charging a smartphone and connected to a laptop, demonstrating its dual function for charging and data synchronization.

4. MAINTENANCE

Proper care will extend the life of your BoxWave DirectSync PD Cable.

- **Storage:** Store the cable in a clean, dry place. Avoid tightly coiling or bending the cable at sharp angles, especially near the connectors.
- **Cleaning:** Use a soft, dry cloth to clean the cable and connectors. Do not use harsh chemicals or abrasive materials.
- **Handling:** Always grasp the connector head when plugging or unplugging the cable, rather than pulling on the cable itself. This prevents stress on the internal wires and reinforced strain reliefs.



Nylon Braided Cable

Durable construction resists tangles and fraying

Image 5: A detailed view of the braided nylon exterior, highlighting the cable's durable construction designed to resist tangles and fraying.



Reinforced Strain Relief

Rubberized connector supports keep DirectSync from kinking and tearing.



Image 6: A close-up of the rubberized grommet strain relief at the connector, designed to prevent cable fraying and enhance durability.

5. TROUBLESHOOTING

- **Device Not Charging:**

- Ensure both ends of the cable are securely connected.
- Verify that your power adapter is functioning correctly and is compatible with your device's charging requirements.
- Check if your device's charging port is clean and free of debris.
- Confirm your power adapter supports Power Delivery (PD) for fast charging.

- **Slow Charging:**

- Ensure your power adapter provides sufficient wattage for your device. For 100W charging, a 100W PD adapter is required.
- Some devices may limit charging speed based on battery level or temperature.

- **Data Transfer Issues:**

- Ensure the cable is securely connected to both the device and the computer.
- Verify that your device is set to 'File Transfer' or 'MTP' mode when connected to a computer, if applicable.
- Try connecting to a different USB-C port on your computer.

6. SPECIFICATIONS



Feature	Specification
Product Name	BoxWave DirectSync PD Cable
Model	DirectSync PD Cable
Connector Type	USB-C to USB-C
Power Delivery	Up to 100W
Data Transfer Speed	Up to 480Mbps
Cable Length	10 feet (approximately 3 meters)
Material	Braided Nylon, Rubberized Grommet Strain Relief
Color	Jet Black
Item Weight	6 ounces





7. WARRANTY AND SUPPORT

For warranty information or technical support regarding your BoxWave DirectSync PD Cable, please refer to the official BoxWave website or contact their customer service directly. Contact details are typically available on the product packaging or the manufacturer's website.

Website: www.boxwave.com

Related Documents - DirectSync PD Cable

	<p>INIU DI-D5CC 100W USB C Cable - Welcome Guide & Specifications</p> <p>Welcome guide for the INIU DI-D5CC 100W USB C cable. Features include 100W fast charging, 480Mbps data transfer, durable nylon braided material, and a 3-year warranty. Learn about specifications and usage.</p>
	<p>SooPii S10CC 100W USB-C Charging Cable with LED Display - User Manual</p> <p>User manual for the SooPii S10CC USB-C to USB-C charging cable. Features 100W PD fast charging, 5A current, 480Mbps data transfer, LED wattage display, and durable nylon braiding. Compatible with MacBook, laptops, phones, and more.</p>

	<p>Belkin CAA004 BOOST CHARGE Braided USB-C to Lightning Cable - FAQs & Specifications</p> <p>Find answers to frequently asked questions about the Belkin CAA004 BOOST CHARGE Braided USB-C to Lightning Cable, including specifications, compatibility, and warranty information.</p>
	<p>Porodo CHARGELOOP Keychain Data Cable USB-C to USB-C 60W PD Fast Charging & Data Transfer</p> <p>Discover the Porodo CHARGELOOP Keychain Data Cable, a compact USB-C to USB-C solution for 60W Power Delivery fast charging and 480Mbps data transfer. Features durable zinc alloy and nylon braided construction. Includes warranty and contact details.</p>
	<p>LogiLink USB-C Sync & Charging Cable - CU0340-CU0354</p> <p>LogiLink USB-C to USB-C Sync & Charging Cable. Features premium nylon braiding, 480 Mbps data transfer, and up to 60W power delivery. Available in multiple colors and lengths.</p>
	<p>AUKEY CB-CD6 6.6ft/2m USB-C to C Cable User Manual</p> <p>User manual for the AUKEY CB-CD6 6.6ft/2m USB-C to C Cable, providing specifications, package contents, and warranty information.</p>