

## Lockly Vision Elite

# Lockly Vision Elite Video Smart Lock User Manual

Smart Wi-Fi Deadbolt for Front Door with Camera and Advanced Security Features

## 1. INTRODUCTION AND OVERVIEW

The Lockly Vision Elite Video Smart Lock is an advanced security solution designed for modern homes. This smart deadbolt combines a high-definition camera, a secure keypad, and multiple access methods to provide unparalleled convenience and protection for your front door. With features like real-time monitoring, two-way audio, and a unique PIN Genie keypad, you can manage your home's access from anywhere, ensuring peace of mind without monthly fees.

This manual provides comprehensive instructions for the installation, operation, and maintenance of your Lockly Vision Elite Smart Lock.

## 2. PRODUCT FEATURES

- **Smart Door Lock with Camera:** Capture clear footage day or night with the Vision Elite HD camera. Receive real-time notifications on your smartphone via the Lockly Home app, keeping you informed about visitors at your door.
- **2-Way Audio & Fingerprint Sensor:** Greet visitors from anywhere with 2-way talk. Unlock your video door lock in just 0.5 seconds using the biometric fingerprint sensor, storing up to 99 fingerprints for privacy and improved accuracy.
- **PIN Genie Keypad:** Access your lock quickly with the patented PIN Genie keypad, designed to prevent PIN theft through reshuffling technology. Store up to 49 unique access codes for enhanced security.
- **Solar Charging & Offline Access:** Keep your keyless entry door lock running smoothly with continuous solar charging. Generate Offline Access Codes for entry without internet and easily share one-time codes with guests from anywhere.
- **Real-Time Monitoring & Support:** Monitor and control your front door smart lock via the Lockly Home app, with no monthly fees. Enjoy a 5-year mechanical warranty and easy DIY installation with step-by-step guidance.

## 3. PACKAGE CONTENTS

Verify that all components are present before beginning installation:

- Lockly Vision Elite Smart Lock (Exterior Assembly with Camera and Keypad)
- Interior Assembly
- Deadbolt Assembly
- Strike Plate and Reinforcement Screws
- Mounting Plate
- 2 Rechargeable Lithium Polymer Batteries (one pre-installed, one spare)
- Charging Cable
- Physical Keys (2)
- Installation Hardware (screws, bolts)
- Quick Start Guide



Figure 3.1: Lockly Vision Elite Smart Lock and accompanying Wi-Fi hub.

## 4. SETUP AND INSTALLATION

The Lockly Vision Elite Smart Lock is designed for easy DIY installation. Before you begin, ensure your door is compatible with the lock's dimensions. A Phillips head screwdriver is typically the only tool required.

#### 4.1 Door Compatibility Check

Before installation, measure your door's thickness and backset to ensure compatibility. The Lockly Vision Elite fits standard door preparations.

- Door Thickness:  $1\frac{3}{8}" - 2"$  (35mm – 50mm)
- Backset:  $2\frac{3}{8}"$  or  $2\frac{3}{4}"$  (60mm or 70mm)
- Cross Bore:  $2\frac{1}{8}"$  (54mm)
- Edge Bore: 1" (25mm)



Figure 4.1: Door compatibility measurements.

#### 4.2 Installation Steps (Overview)

1. Remove your existing deadbolt.
2. Install the new deadbolt assembly.

3. Install the exterior assembly, ensuring the cable passes through the door.
4. Install the interior mounting plate.
5. Connect the cable and install the interior assembly.
6. Insert the fully charged battery pack.
7. Perform the door handing process (calibration).
8. Download the Lockly Home app and pair your lock.

For detailed, step-by-step visual instructions, please refer to the official Lockly installation manual or video guides available on the Lockly support website.

## 5. OPERATING INSTRUCTIONS

### 5.1 Unlocking Your Door

- **Fingerprint Access:** Place your registered finger on the biometric fingerprint sensor located on the side of the lock. The lock will unlock in approximately 0.5 seconds.
- **PIN Genie Keypad:** Touch the screen to activate the keypad. The numbers will shuffle randomly. Enter your 6-8 digit access code by pressing the numbers displayed within the circles. Press the Lockly button (bottom right) to confirm.
- **Smartphone App:** Open the Lockly Home app, select your lock, and tap the unlock icon.
- **Physical Key:** Lift the cover at the bottom of the exterior assembly to reveal the keyhole. Insert your physical key and turn to unlock.



Figure 5.1: Unlocking with the 3D Biometric Fingerprint sensor.



Figure 5.2: Using the patented PIN Genie Keypad.

## 5.2 Locking Your Door

- **Auto-Lock:** The lock can be configured to automatically lock after a set period (5-300 seconds) once closed.
- **Manual Lock (Exterior):** Press the Lockly button on the keypad.
- **Manual Lock (Interior):** Turn the thumb-turn on the interior assembly.
- **Smartphone App:** Open the Lockly Home app, select your lock, and tap the lock icon.

## 6. APP CONTROL AND CONNECTIVITY

The Lockly Home app provides full control and monitoring capabilities for your smart lock. It connects via Wi-Fi through the included Wi-Fi hub.

### 6.1 Key App Features

- **Remote Lock/Unlock:** Control your door from anywhere in the world.
- **Real-Time Notifications:** Receive alerts for door activity, motion detection, and low battery.
- **Access History:** View a log of who entered and when.
- **Code Management:** Create, modify, and delete access codes (One-Time, Recurring, Permanent).
- **Offline Access Codes (OAC):** Generate codes that work even without internet connectivity.
- **Two-Way Audio:** Communicate with visitors at your door directly through the app.
- **Live View:** Access the camera feed to see who is at your door.

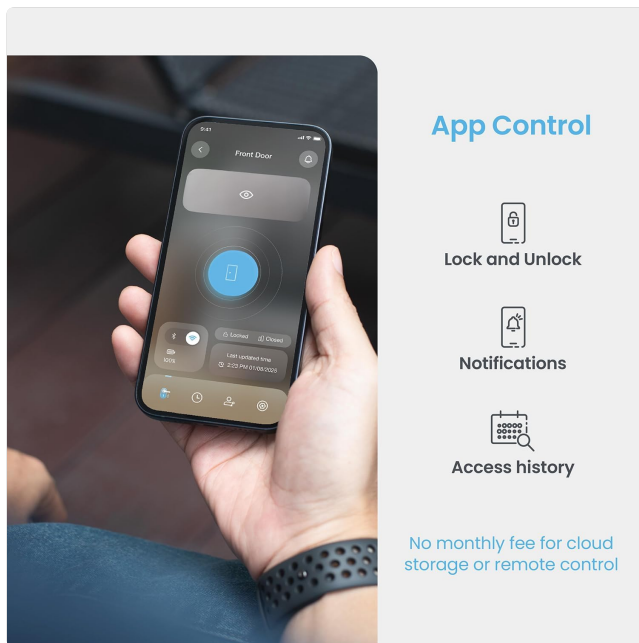


Figure 6.1: Lockly Home App for remote control.

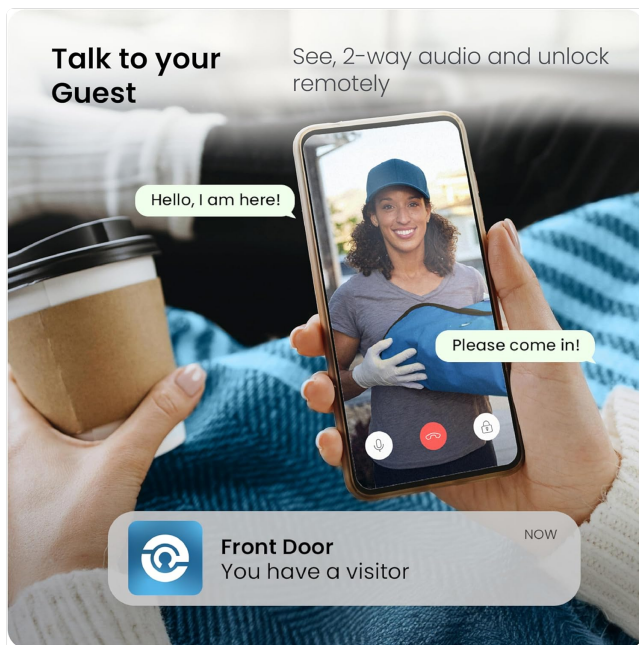


Figure 6.2: Two-way audio communication via the app.

## 6.2 Voice Control Integration

The Lockly Vision Elite is compatible with popular voice assistants, allowing for convenient voice commands to lock or unlock your door (with proper security settings).

- Works with Alexa
- Works with Google Assistant



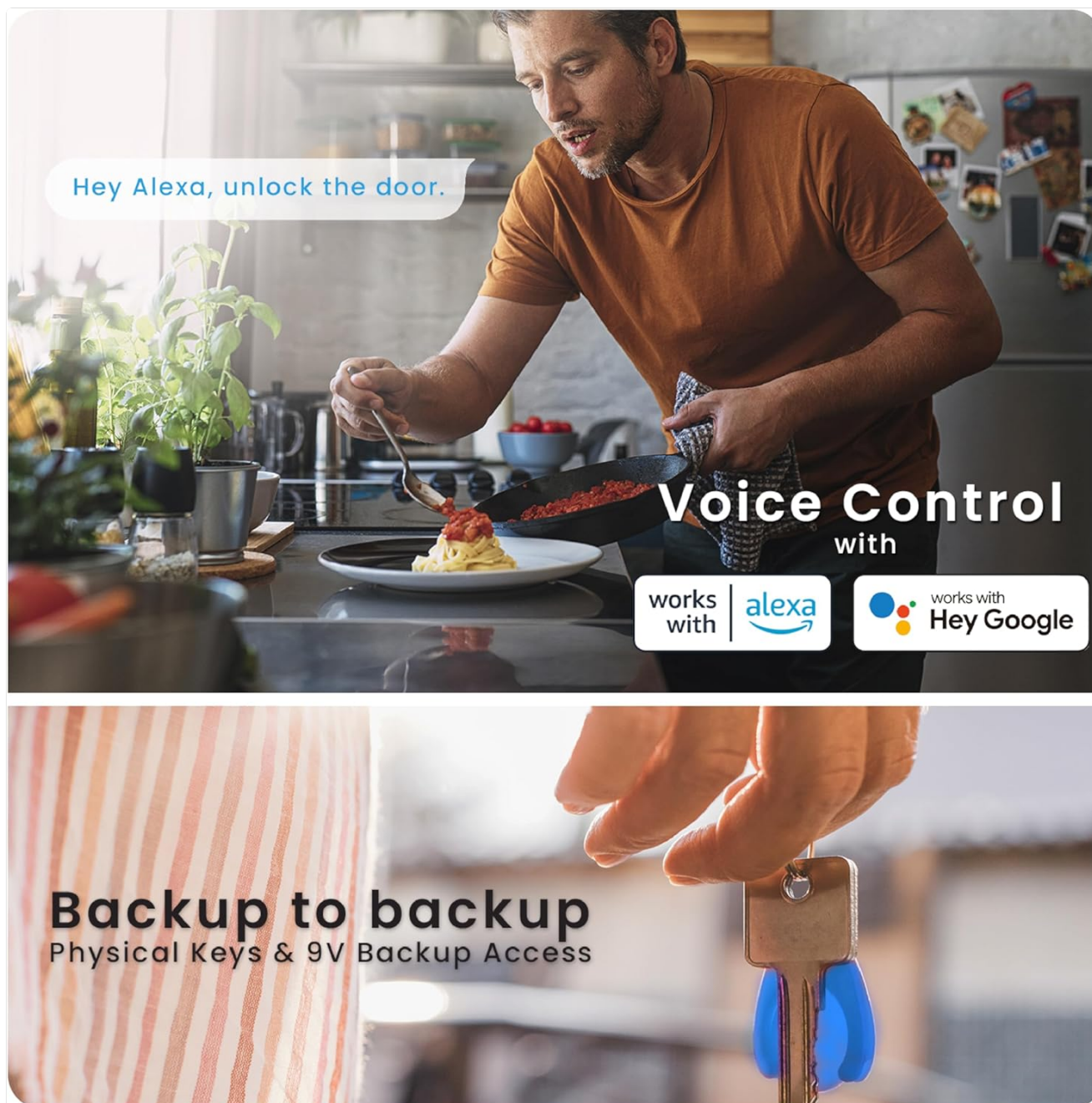


Figure 6.3: Voice control integration.

## 7. SECURITY FEATURES

The Locky Vision Elite is built with multiple layers of security to protect your home.

- **PIN Genie Keypad:** The patented keypad dynamically shuffles the numbers after each use, making it impossible for onlookers to guess your code by observing finger placement.
- **3D Biometric Fingerprint Sensor:** Provides quick and secure access, recognizing up to 99 unique fingerprints.
- **HD Camera with Motion Detection:** Records clear video footage and sends real-time alerts when motion is detected at your door. Features day and night vision.
- **Two-Way Audio:** Allows you to speak with visitors remotely, deterring unwanted guests.
- **Physical Key Backup:** In case of power loss or technical issues, traditional keys provide reliable backup access.



Figure 7.1: Motion detection and Day/Night HD Camera.

## 8. POWER MANAGEMENT

Your Lockly Vision Elite Smart Lock is designed for long-lasting power and convenience.

- **Solar Charging:** An integrated solar panel on the exterior assembly provides continuous charging, extending battery life significantly.
- **Rechargeable Batteries:** The lock uses Lithium Polymer batteries (included). Up to 13 months of battery life can be expected under normal usage conditions. Two batteries are included for convenience, allowing one to be charged while the other is in use.
- **9V Battery Backup:** In the event of a completely drained battery, a 9V battery can be temporarily connected to the contacts at the bottom of the exterior assembly to provide emergency power for access.



# Never run out of charge

Protect your home and Mother Earth

Up to  
**13**  
months of  
battery life

**2X**  
batteries  
included



Figure 8.1: Solar charging and battery features.

## 9. MAINTENANCE

- **Cleaning:** Use a soft, damp cloth to clean the exterior and keypad. Avoid abrasive cleaners or solvents that could damage the finish or electronics.
- **Battery Charging:** Periodically check the battery level via the Lockly Home app. If the solar panel is not providing sufficient charge (e.g., during prolonged cloudy periods), remove the battery pack and charge it using the provided USB cable.
- **Firmware Updates:** Ensure your lock's firmware is up to date through the Lockly Home app to benefit from the latest features and security enhancements.

## 10. TROUBLESHOOTING

Problem	Possible Cause	Solution
Lock not responding / No power.	Drained battery.	Charge the battery pack. Use a 9V battery for emergency power.
Fingerprint not recognized.	Improper finger placement, dirty sensor, unregistered fingerprint.	Ensure finger covers the entire sensor. Clean the sensor. Re-register fingerprint if needed.
Keypad not lighting up.	Battery issue, sensor not activated.	Tap the screen to activate. Check battery level.
Cannot connect to Wi-Fi / App issues.	Wi-Fi hub not powered, out of range, network issues.	Ensure Wi-Fi hub is powered and within range. Restart router/hub. Check app for updates.
Door does not lock/unlock smoothly.	Misalignment, weak battery, obstruction.	Check door alignment and strike plate. Ensure battery is charged. Remove any obstructions.

If you encounter persistent issues, please refer to the support section or contact Lockly customer service.

## 11. SPECIFICATIONS

Feature	Detail
Brand	Lockly
Model Name	Lockly Vision Elite
Color	Matte Black
Material	Zinc
Item Dimensions (L x W x H)	9.2 x 9.4 x 4.3 inches
Item Weight	7.11 pounds
Indoor/Outdoor Usage	Indoor (for the lock unit itself, camera faces outdoor)
Control Method	App, Keypad, Fingerprint, Physical Key, Voice
Connectivity Technology	Wireless (Wi-Fi via hub)
Batteries Required	Yes, 1 Lithium Polymer (included)
Special Features	Auto-Lock, Fingerprint, Night Vision Camera, PIN Genie® Keypad, Video doorbell, Solar Charging
UPC	810055605989

## 12. WARRANTY AND SUPPORT

Lockly stands behind the quality of its products.

- **Mechanical Warranty:** Your Lockly Vision Elite Smart Lock comes with a 5-year mechanical warranty.
- **Technical Support:** Lockly offers reliable and helpful 24/7 customer support via online chat, phone, and email.

For warranty claims or technical assistance, please visit the official Lockly website or contact their support team directly.

© 2025 Lockly. All rights reserved.

Documents - Lockly – Vision Elite



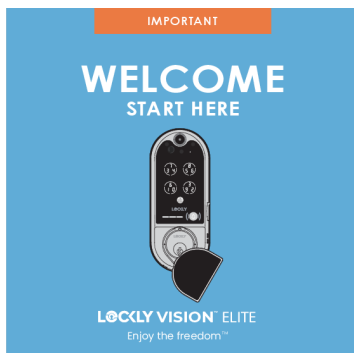
[\[pdf\]](#) User Manual Installation Guide Guide

PGD1130W INSTALLATION MANUAL 20220712 WEB Vision Elite Lockly Installation PGD798NV GUIDE v 1658215329 cdn.shopifycdn.net/s/files/1/0025/4151/8907/|||

INSTALLATION GUIDE DEADBOLT EDITION Go to Lockly.com/installation to watch a video version of this ... e could void the user's authority to operate the equipment.

FCC Radiation Exposure Statement Lockly **Vision Elite** complies with FCC radiation exposure limits set forth for an uncontrolled environment. ...

lang:en score:47 filesize: 2.88 M page\_count: 24 document date: 2022-07-12



[\[pdf\]](#) Quick Start Guide Installation Guide Instructions Frequently Asked Questions Parts List Guide Label

PGD1130W QSG 220712 WEB Lockly Vision Elite Smart Lock Deadbolt with App Key Touchscreen Instructions Assembly Guide PGD798NVSN 0810055601363 Satin Nickel Start files bbystatic RGU65xOXnwtP3Og9cpuFOQ |||

IMPORTANT WELCOME START HERE VISION™ ELITE Enjoy the freedom™ STEP 1 of 2 FOLLOW THESE STEP-BY-STEP VIDEO INSTRUCTIONS TO INSTALL YOUR LOCKLY VISION™ ELITE HOW TO INSTALL 1 FEWER FRUSTRATIONS. FINISH FASTER. Scan to watch step-by-step video installation STEP 2 of 2 DOWNLOAD THE FREE LOCKLY AP...

lang:en score:45 filesize: 1.14 M page\_count: 5 document date: 2023-01-16



[\[pdf\]](#) User Manual Installation Guide Guide

PGD798NV INSTALLATION MANUAL 230922 WEB Lockly Vision Elite Installation Guide 1 800 Unlocks 3 Once self check completes ensure the lock operates smoothly by manually locking and unlocking door using thumb turn on interior assembly The 1800unlocks 2024 09 |||

INSTALLATION GUIDE DEADBOLT EDITION Go to Lockly.com/installation to download the latest version of ... s Screwdriver Flathead Screwdriver Tape measure or ruler Before installation and setup of Lockly **Vision Elite**, it is important to charge the lithium battery for a full 12 hours. A sufficiently char...

lang:en score:44 filesize: 2.45 M page\_count: 25 document date: 2023-09-22



[\[pdf\]](#) User Manual Troubleshooting Guide

PGD1130W MANUAL 20220518 WEB Lockly Vision Elite User Manual Brand Smart Lock Manuals  
Download ShineACS Locks drive google file d 1U3ZsFePAM YqVUbhzf4Xgw7bsVkl0HVF view usp  
sharing |||

ShineACS Locks VISION™ ELITE www.acslocks.com SMART LOCK VIDEO DOORBELL USER MANUAL DEADBOLT EDIT ... 9V Battery SECTION 2.6 9 2.7 Enhanced Solar Charging ShineACS Locks www.acslocks.com Lockly **Vision Elite** is equipped with solar panels which auto trickle charges the lock s battery. Having an ...  
lang:en score:39 filesize: 2.79 M page\_count: 40 document date: 2022-09-30



[\[pdf\]](#) Installation Guide Guide

Untitled 1 Lockly Vision Elite Smart Lock Deadbolt with App Key Touchscreen Installation Guide  
PGD798NVSN 0810055601363 Satin Nickel files bbystatic nRsbfn zVK0 DPfH6bZ EA |||

Enjoy the freedom™ INSTALLATION GUIDE DEADBOLT EDITION Preparation To complete the installation y ... e could void the user s authority to operate the equipment. FCC Radiation Exposure Statement Lockly **Vision Elite** complies with FCC radiation exposure limits set forth for an uncontrolled environment. ...  
lang:en score:38 filesize: 4.49 M page\_count: 23 document date: 2023-01-16



[\[pdf\]](#) User Manual Troubleshooting Guide

Untitled 1 Lockly Vision Elite Smart Lock Deadbolt with App Key Touchscreen User Manual  
PGD798NVSN 0810055601363 Satin Nickel files bbystatic HocXWpudkEFAYspp4AGrSQ |||

VISION™ ELITE Enjoy the freedom™ SMART LOCK VIDEO DOORBELL USER MANUAL DEADBOLT EDITION Table ... replaced or charged immediately. - 9V Battery SECTION 2.6 9 2.7 Enhanced Solar Charging Lockly **Vision Elite** is equipped with solar panels which auto trickle charges the lock s battery. Having an ...  
lang:en score:38 filesize: 1.73 M page\_count: 40 document date: 2023-01-16



[\[pdf\]](#) User Manual Troubleshooting Guide

PGD1130W MANUAL 20220518 WEB Vision Elite Lockly Installation PGD798NV User Manual  
20220712 v 1657621723 cdn shopifycdn net s files 1 0025 4151 8907 |||

VISION™ ELITE SMART LOCK VIDEO DOORBELL USER MANUAL DEADBOLT EDITION Table of Contents Section ... replaced or charged immediately. - 9V Battery SECTION 2.6 9 2.7 Enhanced Solar Charging Lockly **Vision Elite** is equipped with solar panels which auto trickle charges the lock s battery. Having an ...  
lang:en score:38 filesize: 1.53 M page\_count: 40 document date: 2022-07-12






[\[pdf\]](#) User Manual Troubleshooting Guide

PGD1130W 20221201 WEB Lockly Vision Elite WiFi Video Smart Lock with Night Camera Motion Sensor Biometric Fingerprint Voice Control App Remote Doorbell Solar Panel Digital Keypad Matte Black User Manual B0C5JDKNFJ B0C5JD5LJ7 B0C5JDGNP A1rTBACp3ZL m media amazon images I ||| VISION™ ELITE Enjoy the freedom™ SMART LOCK VIDEO DOORBELL USER MANUAL DEADBOLT EDITION Table ... replaced or charged immediately. - 9V Battery SECTION 2.6 9 2.7 Enhanced Solar Charging Lockly **Vision Elite** is equipped with solar panels which auto trickle charges the lock s battery. Having an ... lang:en score:31 filesize: 1.54 M page\_count: 40 document date: 2023-05-22

[\[pdf\]](#) User Manual Troubleshooting Guide

lang:en score:30 filesize: 1.46 M page count: 40 document date: 2022-05-11



[\[pdf\]](#) Test Report

3 aaa C2PC Application Letter PIN GENIE INC DBA LOCKLY PGD798NV Lockly Vision Elite  
2ASIVPGD798NV pgd798nv


PIN GENIE, INC. DBA LOCKLY 676 Transfer Rd., St. Paul, Minnesota 55114, United States FCC Class II ... request a Class II permissive change, the following the original equipment: Product name : Lockly **Vision Elite** FCC ID: 2ASIVPGD798NV Date of Grant: 05/25/2022 Model No.: PGD798NV Change Conten...

lang:en score:29 filesize: 861.03 K page\_count: 1 document date: 2022-10-12



[\[pdf\]](#) User Manual Troubleshooting Guide

Untitled 1 User Manual VISION™ ELITETo use the OAC feature make sure you Lockly app for iOS or Android™ first and sync your smart lock to mobile device can only beA1Fgh 3ysmLm media amazon images I A1Fgh 3ysmL Vision Elite Video Smart Lock with Camera Wi Fi Deadbolt Front Door PIN Genie® Keypad Fingerprint Motion Sensor App Remote Control 2 Way Audio Doorbell No Monthly Fee Matte BlackUser ELITELockly Lockly Black B0DYK86QBB B0DS7W6KXY B0DS7WFS66To bem ||| ||| VISION™ ELITE Enjoy the freedom™ SMART LOCK VIDEO DOORBELL USER MANUAL DEADBOLT EDITION Table of Contents Section 1 - Product Highlights 1.1 Product Features 1 Section 2 - Product Overview 2.1 Product Overview - Exterior 3 2.2 Product Overview - Interior 4 2.3 Product Overview - Locking 5 2.4 Product Overview - Unlocking 6 2.5 Product Overview - Battery 7 2.6 Product Overview - Solar Charging 8 2.7 Enhanced Solar Charging Lockly **Vision Elite** is equipped with solar panels which auto trickle charges the lock s battery. Having an ... lang:en score:29 filesize: 1.73 M page\_count: 40 document date: 2023-01-16



[\[pdf\]](#) SAR Rating

Lahm RF Exposure PIN GENIE INC DBA LOCKLY PGD798NV Lockly Vision Elite 2ASIVPGD798NV pgd798nv  
1. MAXIMUM PERMISSIBLE EXPOSURE MPE 1.1 General Information Client Information Applicant: Addres ... Ltd. Qing Long Road, Long Jian Tian Village, Huang Jiang Town, Dong Guan, Guang Dong, China Lockly **Vision Elite** LOCKLY PGD798NV / Battery:DC3.7V 2ASIVPGD798NV Fixed 2403.01-2471.01MHz 19.27dBm Condu... lang:en score:29 filesize: 76.3 K page\_count: 3 document date: 2022-10-12



[pdf] User Manual Installation Guide Guide

PL35M1UQ PGD798NV 230503 WEB Lockly Vision Elite WiFi Video Smart Lock with Night Camera Motion Sensor Biometric Fingerprint Voice Control App Remote Doorbell Solar Panel Digital Keypad Matte Black Installation Manual B0C5JDKNFJ B0C5JD5LJ7 B0C5JDGNBP B1HmU0jiHYL m media amazon images I |||

Enjoy the freedom™ INSTALLATION GUIDE DEADBOLT EDITION Welcome This guide will walk you through ... e could void the user s authority to operate the equipment. FCC Radiation Exposure Statement Lockly **Vision Elite** complies with FCC radiation exposure limits set forth for an uncontrolled environment. ...

lang:en score:28 filesize: 2.63 M page\_count: 24 document date: 2023-05-23



[pdf] SAR Rating

Microsoft Word RFExposure MPE Administrator RF Exposure PIN GENIE INC DBA LOCKLY PGD798NV Lockly Vision Elite 2ASIVPGD798NV pgd798nv

1. MAXIMUM PERMISSIBLE EXPOSURE MPE 1.1 General Information Client Information Applicant: Addres ... Ltd. Qing Long Road, Long Jian Tian Village, Huang Jiang Town, Dong Guan, Guang Dong, China Lockly **Vision Elite** LOCKLY PGD798NV / Battery:DC3.7V 2ASIVPGD798NV Fixed 2403.01-2471.01MHz 19.27dBm Condu...

lang:en score:28 filesize: 127.13 K page\_count: 3 document date: 2022-05-21



[pdf] Test Report

ETSI 301 489 17 V1 Sem Test Report PIN GENIE INC DBA LOCKLY PGD798NV Lockly Vision Elite 2ASIVPGD798NV pgd798nv

TEST REPORT Reference No..... : FCC ID ..... : Applicant ... Ltd. Qing Long Road, Long Jian Tian Village, Huang Jiang Town, Dong Guan, Guang Dong, China Lockly **Vision Elite** PGD798NV FCC Part 15.247 2022-07-26 2022-07-26 to 2022-08-10 2022-08-10 WTX\_Part 15\_247...


lang:en score:26 filesize: 869.4 K page\_count: 20 document date: 2022-10-12

TEST REPORT

Reference No. : WTX22050506376002  
FCC ID : 2ASIVPGD798NV  
Applicant : PIN GENIE, INC. DBA LOCKLY  
Address : 676 Transfer Rd., St. Paul, MN 55114  
Manufacturer : Sheng Electronic Industrial Group (Shenzhen) Co., Ltd.  
Address : Qing Long Road, Long Jian Tian Village, Huang Jiang Town, Dong Guan, Guang Dong, China  
Product Name : Lockly Vision Elite  
Model No : PGD798NV  
Brand/ID : FCC Part 15.247  
Date of Receipt sample : 2022-05-05  
Date of Test : 2022-05-05 to 2022-05-12  
Date of Issue : 2022-05-12  
Test Report Form No. : WTX\_Part 15\_247W  
Test Result : Pass

Remarks:  
The results shown in this test report refer only to the sample(s) tested. This test report cannot be reproduced, except in full, without prior written permission of the company. The report would be invalid without specific clarity of test results and the signature of the preparer.

Prepared By:  
Wafan Testing Group (Shenzhen) Co., Ltd.  
Address: 1F, Room 101, Building 1, Hengwei Industrial Park, Luixian 2nd Road,  
Shaoxing 312000 District, Shaoxing, Zhejiang, China  
Tel: +86-755-33882828 Fax: +86-755-33882828 Email: wafan@wafan.com.cn

Tested by:  Mike Shi  
Approved by:  Sijin Chen

Wafan Testing Group (Shenzhen) Co., Ltd.  
Http://www.wafan.com.cn Page 1 of 1


[pdf] Test Report

Microsoft Word FCC Part 15 247 2 4G Hopping Administrator Test Report PIN GENIE INC DBA LOCKLY PGD798NV Lockly Vision Elite 2ASIVPGD798NV pgd798nv

TEST REPORT Reference No..... : FCC ID ..... : Applicant ... Ltd. Qing Long Road, Long Jian Tian Village, Huang Jiang Town, Dong Guan, Guang Dong, China Lockly **Vision Elite** PGD798NV FCC Part 15.247 2022-05-05 2022-05-05 to 2022-05-12 2022-05-12 WTX\_Part 15\_247...

lang:en score:24 filesize: 781.93 K page\_count: 51 document date: 2022-05-21

1



[pdf]

sharon Timco Engineering POA PIN GENIE INC DBA LOCKLY PGD798NV Lockly Vision Elite 2ASIVPGD798NV pgd798nv

PIN GENIE, INC. DBA LOCKLY 676 Transfer Rd., St. Paul, Minnesota 55114, United States ----- FCC

ID2ASIVPGD798NV POWER OF ATTORNEY DATE: 2022-09-28 Federal Communications Commission Authorization and Evaluation Division 7435...

lang:en score:23 filesize: 79.42 K page\_count: 1 document date: 2022-09-28

PIN GENIE, INC. DBA LOCKLY  
676 Transfer Rd., St. Paul, MN 55114, United States  
-----  
(FCC ID: 2ASIVPGD798NV)

POWER OF ATTORNEY

DATE: 2022-09-28  
Federal Communications Commission  
Authorization and Evaluation Division  
7435 Oakland Mills Road  
Columbia, MD 21046

To: Sharon Timco Engineering

We, the undersigned, hereby authorize Wafan Testing Group (Shenzhen) Co., Ltd. jointly to on our behalf, to apply to the Federal Communications Commission on our equipment, and all data contained on the Wafan Testing Group (Shenzhen) Co., Ltd. jointly to on our behalf shall have the same effect as acts of our firm.

This is to be advised that we are in full compliance with the Anti-Spam Abuse Act. We, PIN GENIE, INC. DBA LOCKLY are not subject to a denial of Federal benefits pursuant to Section 552a of the Anti-Spam Act of 1990, 15 USC 5522a, and no party to the application is subject to a denial of Federal benefits pursuant to that section.

Sincerely,  
PIN GENIE, INC. DBA LOCKLY  
  
(Print Name)  
(Title)

[pdf] Declaration of Conformity


Microsoft Word 2ASIVPGD798NV FCCID PowerOfAttorney doc m11 POA PIN GENIE INC DBA LOCKLY PGD798NV Lockly Vision Elite pgd798nv

PIN GENIE, INC. DBA LOCKLY 676 Transfer Rd., St. Paul, MN 55114, United States ----- FCC ID2ASIVPGD798NV

POWER OF ATTORNEY DATE: 2022-05-25 Federal Communications Commission Authorization and Evaluation Division 7435 Oaklan...

lang:en score:22 filesize: 270.21 K page\_count: 1 document date: 2022-05-25





[\[pdf\]](#) Confidentiality Request Letter

28 Tim Payne Confidentiality Letter PIN GENIE INC DBA LOCKLY PGD798NV Lockly Vision Elite

2ASIVPGD798NV pgd798nv


PIN GENIE, INC. DBA LOCKLY 676 Transfer Rd., St. Paul, Minnesota 55114, United

States Date: 2022-09-28 Federal Communications Commission Authorization and

Evaluation Division 7435 Oakland Mills Road Columbia, MD 21046 FCC ID:

2ASIVPGD798NV Confidentiality Request To whom it may concern, Pursuant ...

lang:en score:22 filesize: 113.47 K page\_count: 1 document date: 2022-09-28



[FCC Application and Compliance Statement for Lockly Vision Elite \(FCC ID: 2ASIVPGD798NV\)](#)

This document is an FCC application and compliance statement from PIN GENIE, INC. DBA LOCKLY for the Lockly Vision Elite, FCC ID 2ASIVPGD798NV. It confirms testing compliance with FCC Part 15 rules for Class B digital devices and outlines requirements for the Supplier's Declaration of Conformity (SDoC).

lang:en score:22 filesize: 45.34 K page\_count: 1 document date: 2022-09-28




[\[pdf\]](#) Confidentiality Request Letter

Microsoft Word 2ASIVPGD798NV FCCID ConfidentialityLetter docx m11 Confidentiality Letter PIN GENIE INC DBA LOCKLY PGD798NV Lockly Vision Elite pgd798nv

PIN GENIE, INC. DBA LOCKLY 676 Transfer Rd., St. Paul, MN 55114, United States

Date: 2022-05-25 Federal Communications Commission Authorization and Evaluation Division 7435 Oakland M...

lang:en score:22 filesize: 456.72 K page\_count: 1 document date: 2022-05-25



[\[pdf\]](#) Declaration of Conformity

Microsoft Word 2ASIVPGD798NV FCCID SDoCAttestationLetter docx m11 FCC SDOC PIN GENIE INC DBA LOCKLY PGD798NV Lockly Vision Elite pgd798nv

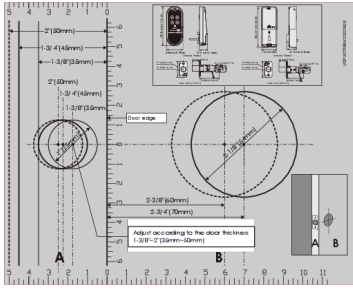
PIN GENIE, INC. DBA LOCKLY 676 Transfer Rd., St. Paul, MN 55114, United States

Federal Communications Commission Authorization and Evaluation Division 1435

Oakland Mills Road Columbia, MD 21046 Date: 2022-05-25 SUBJECT: FCC


Application for FCC ID: 2ASIVPGD798NV To Whom It May Concern: I, the undersi...

lang:en score:21 filesize: 268.5 K page\_count: 1 document date: 2022-05-25




#### [pdf] Guide

PGD1130W US 220429 WEB Lockly Vision Elite Smart Lock Deadbolt with App Keypad Biometric Voice Assistant Key Access Solar Charging Installation Template Measurement Guide PGD798NVMB 0810055601370 Matte Black English files bbystatic SFxBBNtZ9438QKH6XqoAiA ||| 205.47 mm 8.1in USPGD798NV20220426 181.8 mm 7.16 in 1 25mm 2 50mm 1-3/4 45mm 1-3/8 35mm 2 50mm 1-3/4 45mm 1-3/8 35mm 75.8mm 2.98 in 37.2 mm 1.46in Exterior Panel 57 mm 2.24 in 25 mm 0.98 in 24.7 mm 0.97 in 41 mm 1.61 in 57 mm 2.24 in 41 mm 1.61 in 76 mm 3in 47.... lang:af score:20 filesize: 321.21 K page\_count: 2 document date: 2022-06-21




#### [pdf] Test Report

ETSI 301 489 17 V1 Sem Test Report PIN GENIE INC DBA LOCKLY PGD798NV 2ASIVPGD798NV pgd798nv TEST REPORT Reference No..... : FCC ID ..... : Applicant ... Ltd. Qing Long Road, Long Jian Tian Village, Huang Jiang Town, Dong Guan, Guang Dong, China Lockly **Vision Elite** PGD798NV FCC Part 15.247 2022-07-26 2022-07-26 to 2022-08-10 2022-08-10 WTX\_Part 15\_247... lang:en score:20 filesize: 957.7 K page\_count: 18 document date: 2022-10-12




#### [pdf] Test Report

Test Report PIN GENIE INC DBA LOCKLY PGD798NV 2ASIVPGD798NV pgd798nv TEST REPORT Reference No..... : FCC ID ..... : Applicant ... Ltd. Qing Long Road, Long Jian Tian Village, Huang Jiang Town, Dong Guan, Guang Dong, China Lockly **Vision Elite** PGD798NV FCC Part 15.247 2022-05-05 2022-05-05 to 2022-05-12 2022-05-12 WTX\_Part 15\_247... lang:en score:18 filesize: 1.16 M page\_count: 35 document date: 2022-05-21



#### [pdf] Product Photos

Microsoft Word ANNEX Part 15C Administrator External Photos PIN GENIE INC DBA LOCKLY PGD798NV Lockly Vision Elite 2ASIVPGD798NV pgd798nv Reference No.: WTX22X05085397W001/002 Page 2 of 20 EXHIBIT 2 - EUT EXTERNAL PHOTOGRAPHS EUT View 1 EUT View 2 Waltek Testing Group Shenzhen Co., Ltd. Http://www.waltek.com.cn Reference No.: WTX22X05085397W001/002 Page 3 of 20 EUT View 3 EUT View 4 Waltek Testing Group Shenzhen Co., Ltd. Http://... lang:de score:12 filesize: 938.69 K page\_count: 7 document date: 2022-05-21



## [\[pdf\]](#) Product Photos

Microsoft Word ANNEX Part 15C Administrator External Photos PIN GENIE INC DBA LOCKLY

PGD798NV Lockly Vision Elite 2ASIVPGD798NV pgd798nv

Reference No.: WTX22X07152581W001/002 Page 2 of 18 EXHIBIT 2 - EUT EXTERNAL PHOTOGRAPHS EUT View 1 EUT View 2 Waltek Testing Group

Shenzhen Co., Ltd. [Http://www.waltek.com.cn](http://www.waltek.com.cn) Reference No.:

WTX22X07152581W001/002 Page 3 of 18 EUT View 3 EUT View 4 Waltek Testing Group Shenzhen Co., Ltd. [Http://...](http://www.waltek.com.cn)

lang:nl **score:12** filesize: 3.58 M page\_count: 4 document date: 2022-10-12



## [\[pdf\]](#) Label


Microsoft Word ANNEX Part 15C Administrator Label Location PIN GENIE INC DBA LOCKLY

PGD798NV Lockly Vision Elite 2ASIVPGD798NV pgd798nv

Reference No.: WTX22X07152581W001/002 Page 1 of 18 ANNEX EXHIBIT 1 -

PRODUCT LABELING Proposed FCC ID Label Format Specifications: The label shall be securely affixed to a permanently attached part of the device, in a location where it is visible or easily accessible to the user, and shall not be re...

lang:i-klinton **score:12** filesize: 617.8 K page\_count: 1 document date: 2022-10-12




[\[pdf\]](#) Product Photos

Microsoft Word ANNEX Part 15C Administrator Test Setup Photos PIN GENIE INC DBA LOCKLY PGD798NV Lockly Vision Elite 2ASIVPGD798NV pgd798nv

Reference No.: WTX22X05085397W001/002 Page 19 of 20 EXHIBIT 4 - TEST SETUP PHOTOGRAPHS Radiation Emission Test Setup Below 30MHz Radiation Emission Test Setup 30MHz to 1GHz Waltek Testing Group Shenzhen Co., Ltd. Http://www.waltek.com.cn Reference No.: WTX22X05085397W001/002 Page 20 of 20 Ra...

lang:i-klnglon score:12 filesize: 270.12 K page\_count: 2 document date: 2022-05-21




[\[pdf\]](#) Product Photos Teardown

Microsoft Word ANNEX Part 15C Administrator Internal Photo part3 PIN GENIE INC DBA LOCKLY PGD798NV Lockly Vision Elite 2ASIVPGD798NV pgd798nv

Reference No.: WTX22X07152581W001/002 Page 14 of 18 Solder Board-Component View 13 Solder Board-Component View 14 Waltek Testing Group Shenzhen Co., Ltd. Http://www.waltek.com.cn Reference No.: WTX22X07152581W001/002 Page 15 of 18 Solder Board-Component View 15 Solder Board-Component View 16 Wal...

lang:fi score:12 filesize: 3.03 M page\_count: 3 document date: 2022-10-12



[\[pdf\]](#) Product Photos

Microsoft Word ANNEX Part 15C Administrator Test Setup Photos PIN GENIE INC DBA LOCKLY PGD798NV Lockly Vision Elite 2ASIVPGD798NV pgd798nv

Reference No.: WTX22X07152581W001/002 Page 17 of 18 EXHIBIT 4 - TEST SETUP PHOTOGRAPHS Radiation Emission Test Setup Below 30MHz Radiation Emission Test Setup 30MHz to 1GHz Waltek Testing Group Shenzhen Co., Ltd. Http://www.waltek.com.cn Reference No.: WTX22X07152581W001/002 Page 18 of 18 Ra...

lang:fi score:12 filesize: 1.77 M page\_count: 2 document date: 2022-10-12



