

## Micool BT-X easy

# Micool BT-X Easy On-Ear Headphones User Manual

Model: BT-X easy

## INTRODUCTION

---

Thank you for choosing the Micool BT-X Easy On-Ear Headphones. These headphones are designed to provide a comfortable listening experience with high-quality audio and extended battery life. Featuring Bluetooth 5.4 technology and a unique open-ear design, they are perfect for various activities, from sports to daily commutes.

## WHAT'S IN THE BOX

---

- Micool BT-X Easy On-Ear Headphones (Left & Right)
- Wireless Charging Case
- USB-C Charging Cable
- User Manual



Image: Micool BT-X Easy On-Ear Headphones and their charging case, showing the headphones placed inside the open case.

## PRODUCT FEATURES

---

- **HD Stereo Audio:** 28mm speakers for rich bass and clear sound.
- **Bluetooth 5.4:** Fast pairing, stable connection, and reliable use.
- **Noise Reduction:** ANC+ENC adaptive noise reduction for clearer calls with 4 microphones.
- **Long Battery Life:** Up to 18 hours of music playback on a single charge, and up to 52 hours total with the charging case.
- **Comfortable Fit:** Small, lightweight 36mm diameter with sponge earcup design for comfortable wear without ear compression.
- **Multi-point Connection:** Connect to two devices simultaneously (e.g., phone, laptop, tablet).
- **Intuitive Controls:** Easy control of music and calls via multifunction buttons.
- **Water Resistant:** Designed to withstand splashes and sweat.

# multi-point connection

**52H**  
music time



**4-speed battery indicator**

0~25% 25~50% 50~75% 75~100%



Mobile phone , Laptop, iPad

**36days<sup>+</sup>**  
stand-by time

Image: Close-up view of the headphone highlighting its compact design and touch control area.

## SETUP

### 1. Initial Charging

Before first use, fully charge the headphones and the charging case. Connect the provided USB-C cable to the charging case and a power source. The 4-stage power indicator lights on the case will show the charging progress (each light

represents 25% battery capacity).



Image: The charging case displaying its 4-stage battery indicator lights.

## 2. Pairing with a Device

1. Open the charging case. The headphones will automatically enter pairing mode.
2. On your device (smartphone, tablet, laptop), enable Bluetooth.
3. Search for "BT-XEASY" in the list of available Bluetooth devices and select it to connect.
4. Once connected, a voice prompt will confirm successful pairing.

## 3. Multi-point Connection (Optional)

To connect to a second device, disconnect the headphones from the first device's Bluetooth settings. Then, pair with the second device following the steps above. Reconnect to the first device from its Bluetooth settings. The headphones will now be connected to both devices simultaneously.

## OPERATING INSTRUCTIONS

---

### Wearing the Headphones

1. **Step 1:** Open the ear-hook at a 30° angle.
2. **Step 2:** Rotate the headphone around your ear to the bottom of the ear-hook.
3. **Step 3:** Press the headphones and clamp them tightly to your ear.
4. **Step 4:** Adjust the angle to make wearing more comfortable.

BT-X Easy

Charge overheat protection

## Sports

“Freedom to move, music to motivate.”

## Commute

“Turn on noise cancellation and enjoy peace in a noisy world.”

## Work

“Clear calls for efficient communication.”

## Leisure

Image: Step-by-step visual guide on how to properly wear the on-ear headphones.

### Touch Controls

The BT-X Easy headphones feature intuitive touch controls on each headset for easy management of audio and calls.





Function	Action
Play/Pause Music	Click x1
Answer/End Call	Click x1
Reject Call	Long Press
Mute (in call)	Click x2 (prompt sound will confirm)
Next Track	Click x2 (Right Headphone)
Previous Track	Click x2 (Left Headphone)
Volume Up	Hold (Right Headphone)
Volume Down	Hold (Left Headphone)



# Easy to Use

Use just one click, double click, long press



-   Answer/end call : Click x1
-  Reject call (hold)
-  Mute (in a call) : Click x2  
There is a prompt sound when double-clicking






-  Play/Pause: Click x1
-   Click x2
-  + Hold  - Hold

Image: Diagram illustrating the touch control functions on the headphone.

## Official Product Video

Your browser does not support the video tag.

Video: An official product video from Micool demonstrating the features and usage of the BT-X Easy On-Ear Headphones. This video provides a visual guide to the product's design, comfort, and functionality, including how to wear them and use the touch controls.

## MAINTENANCE

- **Cleaning:** Use a soft, dry cloth to clean the headphones and charging case. Do not use abrasive cleaners or solvents.
- **Storage:** When not in use, store the headphones in their charging case to protect them and ensure they are charged for next use.
- **Battery Care:** To prolong battery life, avoid fully discharging the headphones frequently. Charge them regularly, even if not used for extended periods.
- **Water Resistance:** The headphones are water-resistant, but not waterproof. Avoid submerging them in water or exposing them to heavy rain. Dry them thoroughly if they get wet.

## TROUBLESHOOTING

Problem	Possible Solution
Headphones not pairing	Ensure headphones are charged. Turn off and on Bluetooth on your device. Forget "BT-XEASY" from your device's Bluetooth list and re-pair.
No sound or low volume	Check device volume and headphone volume. Ensure headphones are properly connected. Try playing different audio sources.
One earbud not working	Place both headphones back in the charging case, close the lid, wait a few seconds, then open and try again. Ensure both are charged.
Charging case not charging	Check USB-C cable and power adapter. Ensure proper connection.
Connection unstable	Move closer to your device. Avoid strong electromagnetic interference. Ensure no other devices are trying to connect simultaneously.

## SPECIFICATIONS

Feature	Detail
Model Name	BT-X easy
Connectivity Technology	Wireless (Bluetooth 5.4)
Audio Driver Type	Dynamic Driver (28mm speakers)
Battery Life (Headphones)	Up to 18 hours
Total Battery Life (with case)	Up to 52 hours
Noise Control	Active Noise Cancellation (ANC+ENC for calls)
Microphones	4 Microphones
Water Resistance Level	Water Resistant
Material	Acrylonitrile Butadiene Styrene (ABS)

Feature	Detail
Item Weight	5 ounces
UPC	775494925862





## WARRANTY AND SUPPORT

Micool provides 24-hour after-sales service for all purchased items. For any issues or inquiries, please contact Micool customer support through the official brand store or the platform where you purchased the product. For detailed warranty information, please refer to the warranty card included in your product packaging or visit the official Micool website. Protection plans may also be available for extended coverage.



**Micool Brand Store:** [Visit Micool Store on Amazon](#)



### Related Documents - BT-X easy

	<p><a href="#">MAIKU BT-X True Wireless Sport Headphones User Manual</a></p> <p>Comprehensive user manual for MAIKU BT-X True Wireless Sport Headphones, covering setup, pairing, music/call modes, charging, and specifications. Features ear-clip design for comfortable wear.</p>
	<p><a href="#">Monoprice BT-300ANC Bluetooth Wireless Over Ear Headphones with ANC - User Manual</a></p> <p>User manual for Monoprice BT-300ANC Bluetooth wireless over-ear headphones with Active Noise Cancelling (ANC). Features include aptX audio codec, 19-hour battery life, and detailed operation and troubleshooting guides.</p>
	<p><a href="#">Gembird BHP-ANC-01 BT Headset with Active Noise Cancelling - Specifications and Package Contents</a></p> <p>Detailed specifications, package contents, and system requirements for the Gembird BHP-ANC-01 black BT headset with active noise cancelling. Features include Bluetooth v5.3, 40mm speakers, 500 mAh battery, and ANC noise reduction.</p>
	<p><a href="#">ONANOFF FOKUS ANC Active Noise Cancelling Headphones User Manual</a></p> <p>Comprehensive user manual for the ONANOFF FOKUS ANC headphones, detailing features like Active Noise Cancellation (ANC), FokusMode, controls, connectivity, technical specifications, warranty, and safety information.</p>



	<p><a href="#">Razer BlackShark V2 X USB Gaming Headset User Guide</a></p> <p>Official user guide for the Razer BlackShark V2 X USB gaming headset, covering package contents, setup, technical specifications, safety, maintenance, and legal information.</p>
	<p><a href="#">VT B320 BT Headset User Manual   VBeT</a></p> <p>User manual for the VBeT VT B320 BT Headset. Learn about features, how to wear, charge, connect via Bluetooth or BT 100U, everyday use, call handling, technical specifications, and safety information.</p>