

BACKWIN B800-T

BACKWIN B800-T USB-C Wired Headphones User Manual

Model: B800-T | Brand: BACKWIN

INTRODUCTION

Thank you for choosing the BACKWIN B800-T USB-C Wired Headphones. This manual provides detailed instructions for the proper use, setup, and maintenance of your new headphones. Please read this manual thoroughly before using the product to ensure optimal performance and longevity.

PACKAGE CONTENTS

Ensure all items are present in the package:

- BACKWIN B800-T USB-C Wired Headphones
- Ear Cushions (various sizes: large, medium, small)



Image: The BACKWIN B800-T USB-C Wired Headphones, showing the earbuds, inline control, and USB-C connector. Also included are additional ear cushions.

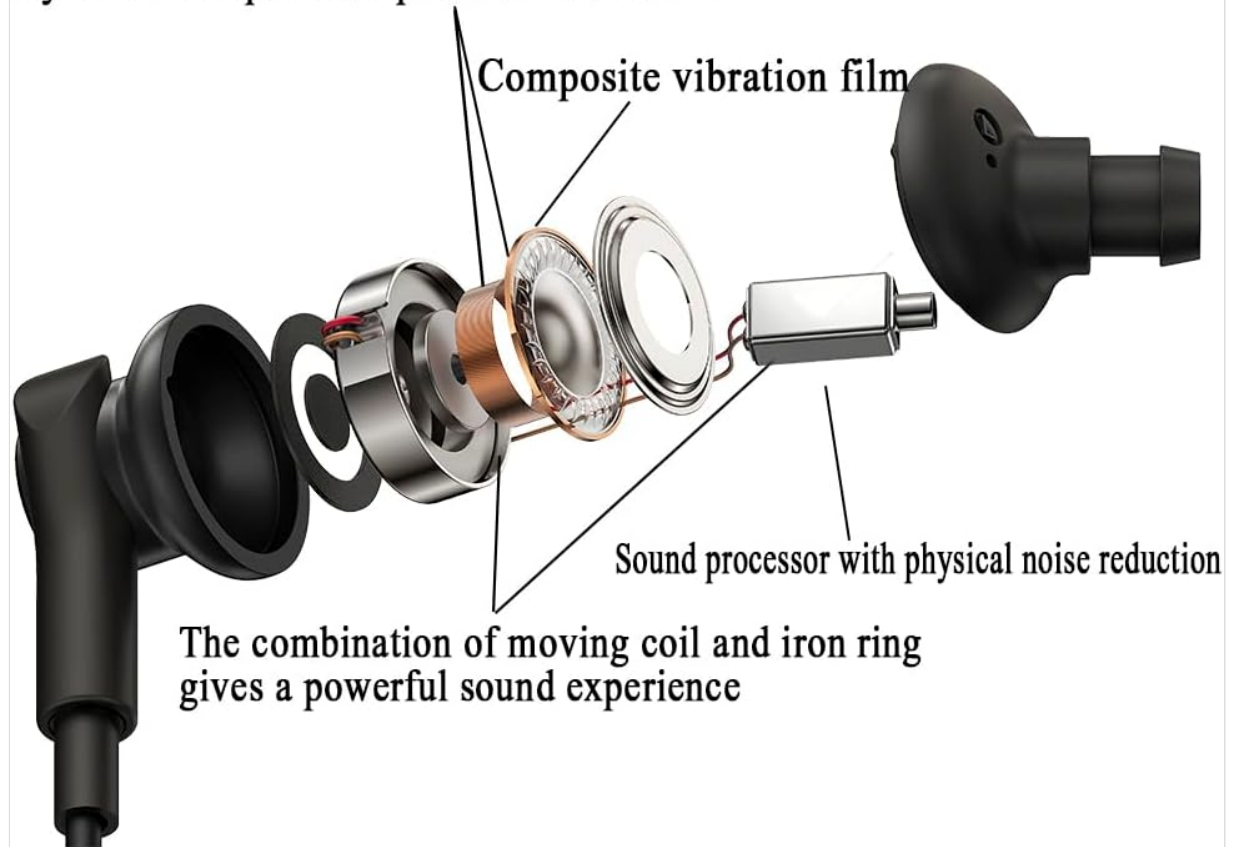
PRODUCT OVERVIEW

Key Features

- **Four-Unit Driver Design:** Each earbud features a dynamic bass unit and a high-definition decoding iron coil unit for powerful subwoofer sound and clear high-pitched audio.
- **Integrated DAC Chip:** Equipped with a 24-bit/96Khz DAC decoding chip for high-fidelity audio.
- **Universal USB-C Compatibility:** Designed for devices with a Type-C interface, especially those without a 3.5mm audio jack.
- **Inline Control with Microphone:** Features volume control and a high-definition microphone for convenient call management and music playback.
- **Passive Noise Cancellation:** The earbud design and included silicone ear caps provide passive noise isolation.
- **Durable Construction:** Metal back shell of the headphones is CNC machined for precise workmanship.

Components

Dynamic coil provides powerful bass effect



Composite vibration film

Sound processor with physical noise reduction

**The combination of moving coil and iron ring
gives a powerful sound experience**

**The whole cavity is formed with rich bass and full midrange,
the treble is not hars**

Image: An exploded diagram illustrating the internal components of the earbud, including the dynamic coil, composite vibration film, sound processor with physical noise reduction, and the iron ring. This combination delivers rich bass, full midrange, and clear treble.

TYPE-C Universal Plug

High definition decoded audio

24bit/96KHz



Image: A close-up view of the USB-C plug, highlighting the integrated DAC (Digital-to-Analog Converter) chip, which supports 24-bit/96KHz high-definition audio decoding.

CNC precision machining



Image: A detailed view of the earbud's metal back shell, showcasing the CNC precision machining and overall craftsmanship.

SETUP

1. Selecting Ear Cushions

The headphones come with large, medium, and small soundproof silicone ear caps. Choose the size that provides the most comfortable and secure fit for your ears. A proper fit is crucial for optimal sound quality and passive noise cancellation.

2. Connecting to Your Device

1. Locate the USB-C port on your compatible device (e.g., smartphone, tablet, laptop).
2. Insert the USB-C plug of the headphones firmly into the device's USB-C port.
3. Your device should automatically recognize the headphones. No additional drivers are typically required.

Note: These headphones are designed for devices with a Type-C interface, especially those without a 3.5mm audio jack. Compatibility may vary with some devices; ensure your device supports audio output via its USB-C port.



Image: A person wearing the BACKWIN B800-T USB-C Wired Headphones, demonstrating proper ear placement and fit.

OPERATING INSTRUCTIONS

Inline Remote Control Functions

The inline remote control allows you to manage audio playback and calls without needing to access your device directly.

Built-in MicroPhone and Volume Control



Image: A diagram detailing the functions of the inline remote control, including volume up, volume down, microphone, and multi-function button for calls and music playback.

Volume Up (+) Button: Press to increase the audio volume.

Volume Down (-) Button: Press to decrease the audio volume.

Multi-function Button (Center Button):

◦ **For Calls:**

- *One Click:* Answer an incoming call or end an active call.
- *Long Press:* Reject an incoming call.

◦ **For Music:**

- *One Click:* Play or Pause music.
- *Click Twice:* Skip to the next track.
- *Click Three Times:* Go back to the previous track.

Microphone: The built-in microphone allows for hands-free communication during calls.

MAINTENANCE

- **Cleaning:** Gently wipe the earbuds and cable with a soft, dry cloth. Do not use harsh chemicals or abrasive materials.
- **Ear Cushions:** Remove and clean the silicone ear cushions regularly with mild soap and water. Ensure they are completely dry before reattaching.
- **Storage:** Store the headphones in a clean, dry place when not in use. Avoid extreme temperatures and direct sunlight.
- **Cable Care:** Avoid sharp bends or excessive pulling on the cable to prevent damage.
- **Water Exposure:** These headphones are not waterproof. Avoid exposure to water or excessive moisture.

TROUBLESHOOTING

Problem	Possible Cause	Solution
No sound or low volume	<ul style="list-style-type: none">◦ Headphones not properly connected.◦ Device volume too low or muted.◦ Incorrect audio output selected on device.◦ Ear cushions not properly seated.	<ul style="list-style-type: none">◦ Ensure the USB-C plug is fully inserted.◦ Increase volume on both the inline control and your device.◦ Check your device's audio settings to ensure the USB-C output is selected.◦ Adjust ear cushions for a snug fit.
Microphone not working	<ul style="list-style-type: none">◦ Microphone muted on device.◦ Incorrect microphone input selected.◦ Compatibility issue with device.	<ul style="list-style-type: none">◦ Check your device's microphone settings.◦ Ensure the USB-C headphones are selected as the input device.◦ Test with another compatible device if possible.
Sound distortion or poor quality	<ul style="list-style-type: none">◦ Loose connection.◦ Damaged cable or plug.◦ Audio source quality.	<ul style="list-style-type: none">◦ Reconnect the USB-C plug.◦ Inspect the cable and plug for visible damage.◦ Try a different audio source or file.

SPECIFICATIONS

Model Name	B800-T
Brand	BACKWIN
Connectivity Technology	Wired




Headphones Jack	Type-C (USB-C)
Audio Driver Type	Hybrid Driver (Dynamic bass unit + high-definition decoding iron coil unit)
Frequency Response	Up to 96 KHz (24bit/96Khz Decoding chip)
Sensitivity	96 dB
Impedance	32 Ohms
Noise Control	Passive Noise Cancellation
Control Type	Volume Control, Push Button (for calls/music)
Material	Metal (earbud back shell)
Item Weight	3.17 ounces
Included Components	Ear Cushions



WARRANTY AND SUPPORT

For warranty information or technical support, please refer to the documentation provided with your purchase or contact BACKWIN customer service through the retailer where the product was purchased. Keep your proof of purchase for warranty claims.

For further assistance, you may visit the [BACKWIN Store on Amazon](#).

Related Documents - B800-T

	<p>Backwin 157G Wireless Earbuds and Neckband Headphones User Manual</p> <p>Comprehensive user manual for Backwin 157G wireless earbuds and Bluetooth neckband headphones, covering operation instructions, indicator lights, precautions, and FCC compliance.</p>
	<p>Amphibious Stunt Car: User Manual and FCC Compliance</p> <p>User manual and FCC compliance information for the WEI SHENG DA TOYS FACTORY Amphibious Stunt Car (Model CV-B800). Includes remote controller description and included accessories.</p>
	<p>PATPET B800 Bark Collar User Manual - Operation, Features, and FAQ</p> <p>Comprehensive user manual for the PATPET B800 Bark Collar. Learn about its components, operation modes (tone, vibration, stimulus), trigger count, protection mode, charging, wearing instructions, troubleshooting via FAQ, warranty, and FCC compliance.</p>

	<p>Pioneer Tub and Shower Trim Installation Guide</p> <p>Comprehensive installation guide for Pioneer T-4MTXXX, T-4MOXXX, and T-4PRXXX series tub and shower trim sets. Features step-by-step instructions, warnings, and detailed exploded parts diagrams.</p>
	<p>T-fun NC50 Quick Start Guide: Wireless Headphones Setup and Usage</p> <p>A comprehensive quick start guide for the T-fun NC50 headphones, detailing Bluetooth pairing, device controls, computer connectivity (macOS/Windows), charging, and wired connection options.</p>