



[Manuals.plus](#) /

> [SYKIARIOL](#) /

> SYKIARIOL Rolling Storage Cart with 10 Large Drawers, Model WK831234 Instruction Manual

SYKIARIOL WK831234

SYKIARIOL Rolling Storage Cart with 10 Large Drawers Instruction Manual

Model: WK831234

1. INTRODUCTION

Thank you for choosing the SYKIARIOL Rolling Storage Cart with 10 Large Drawers. This versatile utility cart is designed to provide efficient and stylish organization for various items in your home, office, classroom, or craft room. Featuring a durable metal frame, a wooden tabletop with raised edges, and 10 spacious plastic drawers, this cart offers both functionality and aesthetic appeal. The 360° swivel wheels, two of which are lockable, ensure easy mobility and stability.



Image 1.1: SYKIARIOL Rolling Storage Cart with 10 Large Drawers.

2. SAFETY INFORMATION

- Read all instructions carefully before assembly and use.
- Keep small parts and packaging materials away from children to prevent choking hazards.
- Ensure all screws and connections are securely tightened before use. Periodically check for loose connections.
- Do not overload the drawers or the tabletop. Refer to the specifications for maximum weight capacity.
- Always lock the wheels when the cart is stationary to prevent accidental movement.
- Avoid placing hot items directly on the wooden tabletop to prevent damage.
- Use on a flat, stable surface to prevent tipping.

3. PACKAGE CONTENTS

Verify that all components are present before beginning assembly. If any parts are missing or damaged, please contact customer support.

- Metal Frame Components (Left, Right, Crossbars)
- Wooden Tabletop with Raised Edges
- 10 Large Plastic Drawers
- 4 Swivel Wheels (2 with locking mechanism)
- Assembly Hardware (screws, wrench)
- Instruction Manual

4. SETUP AND ASSEMBLY

Assembly is required for this storage cart. Follow the steps below carefully. An assembly video is provided for visual guidance.

1. **Unpack Components:** Carefully remove all parts from the packaging and lay them out on a clean, flat surface.
2. **Assemble the Frame:** Connect the metal frame components using the provided hardware. Ensure the shorter distance from the stoppers to the tube faces the front of the cart.
3. **Attach Wheels:** Securely attach the four swivel wheels to the bottom of the frame. Ensure the two lockable wheels are positioned on the same side for convenient access.
4. **Install Tabletop:** Place the wooden tabletop onto the top of the assembled metal frame, aligning it with the designated attachment points. Secure it with the provided screws.
5. **Insert Drawers:** Slide each of the 10 plastic drawers into their respective slots. The drawers are designed with a stopper to prevent them from pulling out completely, ensuring items remain secure. Push the drawer past the notch to fully insert it.

Your browser does not support the video tag.

Video 4.1: Assembly demonstration of the SYKIARIOL 10 Drawer Large Storage Cart.




10 PCS DIY LABEL

Free stickers for layer-by-layer item labeling for easy storage



Image 4.2: Unpacking and identifying components for assembly.



WOODEN DESKTOP & ANTI-FALL

Secure Your Items, Move with Ease




Image 4.3: Connecting the side frames of the cart.

USER-FRIENDLY DESIGN



SMOOTH TRACK



ERGONOMIC HANDLE

Image 4.4: Securing the wooden tabletop to the frame.

SYKIARIOL

VS

OTHERS



✓ More Stable & Sturdy



✗ Pleated & bend



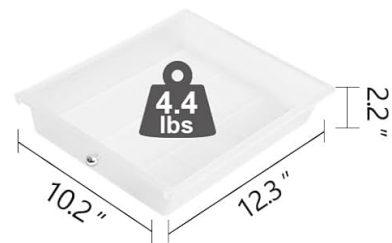
✓ Thick & Solid



✗ Thin & Transparent



✓ High Load Bearing



✗ Low Load Bearing

Image 4.5: Sliding the plastic drawers into the assembled frame.

5. OPERATING INSTRUCTIONS

5.1 Using the Drawers

- To open a drawer, gently pull the handle. The drawers are designed to pull out approximately three-quarters of the way before a stopper engages, preventing accidental spills.
- To fully remove a drawer for cleaning or reorganization, gently lift the front of the drawer slightly while pulling past the stopper.
- The internal dimensions of each drawer are approximately W12.01 x D10.16 x H4.29 inches, providing ample space for various items.

5.2 Utilizing the Wooden Tabletop

- The wooden tabletop features raised edges to help prevent items from rolling or sliding off.
- Use the tabletop for temporary storage, displaying decorative items, or as a convenient workspace for crafts and projects.

WOODEN DESKTOP & ANTI-FALL DESIGN

Secure Your Items, Move with Ease



Image 5.1: Detail of the wooden tabletop with raised edges.

5.3 Moving the Cart

- The cart is equipped with 360° swivel wheels for easy maneuverability across various floor types.
- To lock the cart in place, push down the lever on the two lockable wheels. To unlock, lift the lever.

Your browser does not support the video tag.

Video 5.2: Demonstration of the cart's mobility and drawer functionality.

6. MAINTENANCE

- **Cleaning the Frame and Tabletop:** Wipe down the metal frame and wooden tabletop with a soft, damp cloth. Avoid abrasive cleaners or harsh chemicals that could damage the finish.
- **Cleaning the Drawers:** The plastic drawers can be easily removed and washed with mild soap and water. Ensure they are completely dry before reinserting them into the frame.
- **Wheel Maintenance:** Periodically check the wheels for any debris (e.g., hair, lint) that might impede smooth rolling. Clean as necessary.
- **Tighten Fasteners:** Over time, screws may loosen. Periodically check and tighten all fasteners to maintain the cart's stability.

7. TROUBLESHOOTING

- **Drawers not sliding smoothly:** Check for any obstructions in the drawer runners or debris accumulated on the tracks. Ensure drawers are inserted correctly.
- **Cart is wobbly:** Verify that all assembly screws are securely tightened. Ensure the cart is on a flat and even surface.
- **Wheels not locking:** Ensure the locking mechanism on the designated wheels is fully engaged. Check for any damage to the wheel or lock.
- **Drawers pulling out too far:** The drawers are designed with a stopper. If a drawer pulls out completely without resistance, check if it is inserted correctly past the internal notch.

8. SPECIFICATIONS

Feature	Detail
Brand	SYKIARIOL

Feature	Detail
Model Number	WK831234
Color	Green
Material	Metal, Plastic, Wood
Frame Material	Metal
Product Dimensions	12.2"D x 30.04"W x 29.09"H
Number of Drawers	10
Internal Drawer Dimensions	W12.01 x D10.16 x H4.29 inch
Item Weight	20.94 Pounds
Assembly Required	Yes
UPC	647581855256

9. WARRANTY AND SUPPORT

For any questions, concerns, or issues regarding your SYKIARIOL Rolling Storage Cart, please contact the manufacturer's customer support. Refer to your purchase documentation for specific warranty details and contact information.