

Manuals+

[Q & A](#) | [Deep Search](#) | [Upload](#)

[manuals.plus](#) /

- › [Fanttik](#) /
- › [Fanttik G9 Nano Cordless Spin Scrubber Instruction Manual](#)

Fanttik G9 Nano

Fanttik G9 Nano Cordless Spin Scrubber Instruction Manual

Model: G9 Nano | Brand: Fanttik

INTRODUCTION

Welcome to the Fanttik G9 Nano Cordless Spin Scrubber. This manual provides essential information for the safe and effective use of your new cleaning tool. Please read thoroughly before operation to ensure optimal performance and longevity of the device.

WHAT'S IN THE BOX



The Fanttik G9 Nano Cordless Spin Scrubber package includes the following items:

- G9 Nano Cordless Spin Scrubber
- Flat Brush
- Small Flat Brush
- Corner Brush
- Straw Brush
- Pad Holder with Sponge Pad
- Pad Holder with Fiber Pad
- Charging Cable
- User Manual

- Storage Bag
- Storage Box
- Pad Holder

PRODUCT FEATURES

- **NeoPulse Motor:** Delivers high-torque, focused power at 220 RPM for efficient cleaning, 3X faster than manual scrubbing.
- **IPX7 Waterproof Design:** Fully immersible in water up to three feet deep for thirty minutes, safe for various wet cleaning tasks in bathtubs, sinks, and during flushing processes.
- **Long-lasting Battery:** Equipped with a 2000 mAh rechargeable battery, providing up to 155 minutes of continuous use.
- **LED Power Display:** Real-time battery level and charging status indication for convenient monitoring.
- **Lightweight Design:** Weighs only 249 grams, reducing fatigue during extended use and making it comfortable to hold.
- **Quiet Operation:** Operates at less than 55 dB, quieter than a normal conversation, suitable for use without disturbing others.
- **8 Replaceable Brush Heads:** Versatile cleaning for various surfaces and crevices, including tile grout, sinks, faucets, and window tracks.
- **Magnetic Storage Box:** Keeps all brush heads organized and easily accessible, ensuring cleaning tools are tidy.



The Fanttik G9 Nano features a powerful NeoPulse motor for effective scrubbing. Its IPX7 waterproof rating ensures safe use in wet environments.

SETUP AND CHARGING

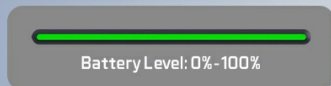
Initial Charge

Before first use, fully charge the device to ensure maximum performance.

1. Locate the Type-C charging port at the bottom of the scrubber.
2. Open the protective cover.
3. Connect the provided charging cable to the device and a suitable USB power adapter (not included).
4. The LED power bar will indicate charging status. A full charge provides up to 155 minutes of runtime.

RECHARGEABLE BATTERY

For Stable Operation And Repeated Usage




The device is equipped with a Type-C charging port for convenience and displays battery level in real-time.

Attaching Brush Heads

The brush heads are designed for easy attachment and removal, allowing for quick transitions between cleaning tasks.

1. Align the desired brush head with the rotating shaft on the scrubber.
2. Push firmly until it clicks into place.
3. To remove, pull the brush head straight off.



Easily switch between different brush heads for various cleaning tasks with a simple push-and-pull mechanism.

OPERATING INSTRUCTIONS

Power On/Off

Press the power button located on the handle to turn the device on or off.

Cleaning Procedure

1. Select the appropriate brush head for the cleaning task.
2. Apply a small amount of cleaning solution to the surface or the brush head.
3. Press the power button to activate the scrubber.
4. Gently guide the rotating brush over the area to be cleaned. Avoid excessive pressure; let the motor do the work.







5. For stubborn stains, allow the brush to work on the area for a few extra seconds.
6. After cleaning, rinse the surface and the brush head thoroughly.



The G9 Nano is designed for targeted stain removal in various areas, making cleaning more efficient.

BRUSH HEAD GUIDE

The Fanttik G9 Nano comes with 8 versatile brush heads for different cleaning needs:

-  **Flat Brush:** Ideal for household appliances, baseboards, and faucets.
-  **Small Flat Brush:** Perfect for sink corners, inside drawers and cabinets, and refrigerator interiors.
-  **Corner Brush:** Designed for floor drain gaps, tile grout lines, and stove corners.
-  **Straw Brush:** Specifically for cleaning glass, plastic, and silicone straws.
-  **Pad Holder with Sponge Pad (x2):** Suitable for delicate surfaces like glass furniture, wooden furniture, and indoor ornaments.
-  **Pad Holder with Fiber Pad (x2):** Best for tougher scrubbing on surfaces like shower surfaces, baking trays, and non-coated cookware.

MAINTENANCE AND STORAGE

Cleaning the Device

The main unit is IPX7 waterproof. After use, rinse the brush heads and the tip of the scrubber under running water. Wipe the body with a clean, damp cloth. Ensure the Type-C port cover is securely closed before rinsing to maintain waterproof integrity.



The IPX7 rating allows for easy and safe cleaning of the device itself under running water.

Storage

Store the scrubber and its accessories in the provided magnetic storage box and storage bag to keep them organized, protected, and ready for the next use.



The magnetic storage box helps keep all brush heads organized and prevents loss.

TROUBLESHOOTING

- **Device not turning on:** Ensure the battery is charged. Connect to the charging cable and check the LED indicator. If the issue persists, contact customer support.
- **Brush head not spinning effectively:** Check if the brush head is securely attached. Ensure there is no obstruction preventing rotation. The device is designed for light to medium pressure; excessive force may slow down the motor.
- **Short battery life:** Ensure the device is fully charged before use. Battery performance may vary with usage intensity and age. If runtime significantly decreases, the battery may need servicing.

SPECIFICATIONS

Feature	Detail
Brand	Fanttik
Model	G9 Nano
Color	Black
Rotational Speed	220 RPM
Battery Capacity	2000 mAh
Max Runtime	Up to 155 minutes
Charging Port	Type-C
Waterproof Rating	IPX7
Item Weight	0.55 Pounds (249 grams)
Product Dimensions	7.56"L x 1.18"W x 1.18"H
Noise Level	<55 dB

WARRANTY AND SUPPORT

For warranty information and customer support, please refer to the official Fanttik website or contact their customer service directly. Keep your purchase receipt for any warranty claims.

OFFICIAL PRODUCT VIDEOS

Fanttik G9 Nano Electric Spin Scrubber Overview

Your browser does not support the video tag.

This video provides a comprehensive overview of the Fanttik G9 Nano Electric Spin Scrubber, showcasing its features and various applications for effective cleaning.

The Easy Hack for Dead Corners

Your browser does not support the video tag.

Watch this video to see how the Fanttik G9 Nano effectively cleans hard-to-reach corners and tight spaces, demonstrating its precision and power.