

Manuals+

[Q & A](#) | [Deep Search](#) | [Upload](#)

[manuals.plus](#) /

› [VKIMISS](#) /

› [VKIMISS Wireless Cat Water Fountain User Manual](#)

VKIMISS B0DS45FT66

VKIMISS Wireless Cat Water Fountain User Manual

Model: B0DS45FT66

INTRODUCTION

This manual provides comprehensive instructions for the setup, operation, maintenance, and troubleshooting of your VKIMISS Wireless Cat Water Fountain. This fountain offers a continuous supply of fresh, filtered water without the need for tangled cords.



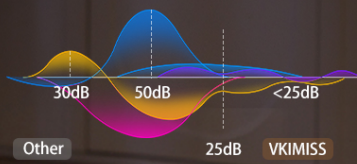
Image: The VKIMISS Wireless Cat Water Fountain, shown with the included 24 filters.

PACKAGE CONTENTS

Please verify that all components are present in your package:

Quiet companion

Will not disturb pets.



1. Water Tank
2. Water Fountain Lid (with Stainless Steel Drinking Tray)
3. Battery Spout Unit (includes pump and battery)
4. Water Pump (integrated into battery spout unit)
5. Carbon Filters (multiple included)
6. Sponge Filters (multiple included)
7. Cleaning Brushes
8. Instruction Manual (this document)
9. Power Adapter (for charging)

SETUP INSTRUCTIONS

Follow these steps to assemble and prepare your cat water fountain for first use:

1. **Charge the Battery:** Before initial use, fully charge the battery spout unit using the provided power adapter. The unit features a 4000mAh rechargeable battery, offering up to 45 days of operation in timer mode on a single charge.
2. **Rinse Components:** Thoroughly rinse the water tank, stainless steel drinking tray, and the battery spout unit (excluding the electrical components) with clean water.
3. **Install Filters:** Insert the sponge filter onto the pump intake. Place a carbon filter into its designated slot on the underside of the stainless steel drinking tray.
4. **Assemble the Fountain:**
 - Place the battery spout unit into the central opening of the stainless steel drinking tray. Ensure it is securely seated.
 - Position the assembled lid (with the battery spout unit and filters) onto the water tank.
5. **Fill with Water:** Fill the water tank with fresh, clean water up to the 'MAX' line indicated on the tank. Do not overfill. The fountain has a 3.2-liter capacity.
6. **Placement:** Due to its wireless design, you can place the fountain anywhere in your home, providing flexibility and preventing potential hazards from wires.

Wireless place it anywhere



Image: A cat drinking from the fountain, illustrating the convenience of wireless placement.

OPERATING INSTRUCTIONS

The VKIMISS Wireless Cat Water Fountain offers three distinct operating modes to suit your pet's preferences and conserve battery life:

Clean water, filtered for impurities

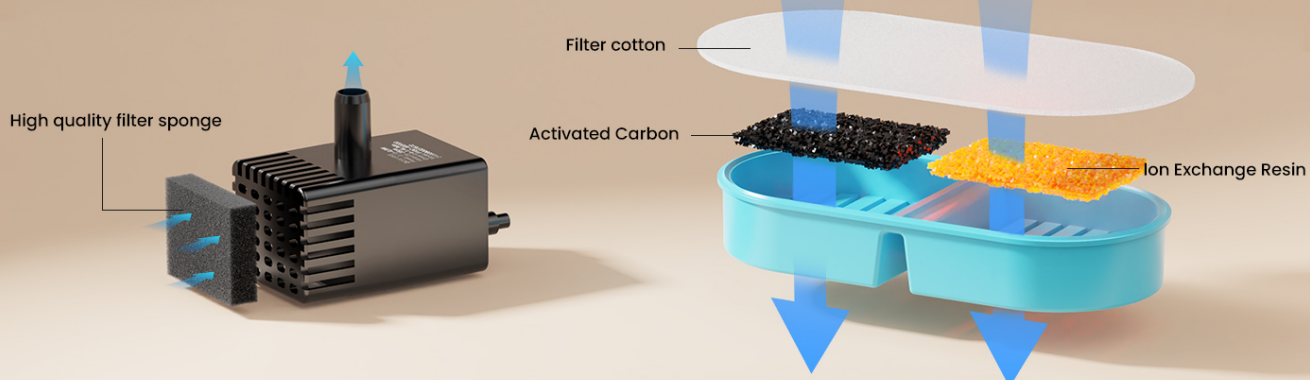


Image: Visual representation of the three operating modes: Sensor, Timed, and Continuous.

- **Sensor Mode:** The fountain dispenses water when your pet approaches within a 1.5-meter range, detected by the infrared sensor. This mode conserves battery and ensures fresh water on demand.
- **Timed Mode:** Water is dispensed at regular intervals (e.g., every 15 minutes) to encourage consistent hydration. This mode balances water freshness with battery efficiency.
- **Continuous Mode (Keep Working Mode):** The fountain provides a continuous flow of water. This mode requires the fountain to be connected to the power adapter for uninterrupted operation.

To switch between modes, press the control button located on the top of the battery spout unit. Refer to the indicator lights for the current mode selection.

Infrared sensor




Image: The infrared sensor in action, detecting a cat and activating the water flow.

MAINTENANCE

Regular cleaning and filter replacement are crucial for maintaining water quality and extending the life of your fountain.

Cleaning the Fountain:

1. **Disassemble:** Unplug the power adapter (if connected) and carefully remove the battery spout unit, then the stainless

steel drinking tray, and finally the water tank.

2. **Clean Components:** Wash the water tank and stainless steel drinking tray with mild soap and water. The stainless steel tray can be sterilized at high temperatures for enhanced hygiene. Use the provided cleaning brushes to clean hard-to-reach areas and the pump. **Do not immerse the battery spout unit or power adapter in water.**
3. **Rinse Thoroughly:** Rinse all cleaned parts thoroughly to remove any soap residue.
4. **Reassemble:** Reassemble the fountain once all parts are dry, following the setup instructions in reverse.



120ml water reservoir tray

The water tray retains water for your cat to drink.

Image: A person demonstrating the ease of disassembling and cleaning the fountain components.

Filter Replacement:

The fountain utilizes a circulation layered filtration system with carbon and sponge filters to provide clean water. Filters should be replaced regularly to ensure optimal performance.



Image: A diagram showing the filter layers, including filter cotton, activated carbon, and ion exchange resin.

- **Carbon Filters:** Replace every 2-4 weeks, depending on usage and water quality.
- **Sponge Filters:** Rinse weekly and replace every 1-2 months, or when visibly dirty.

Replacement filters are available from VKIMISS. Ensure you use genuine VKIMISS filters for best results.

TROUBLESHOOTING

Problem	Possible Cause	Solution
Fountain not dispensing water.	Low battery; water level too low; pump clogged; incorrect mode.	Charge the battery; refill water to MAX line; clean the pump and filters; check operating mode.
Water flow is weak.	Clogged filter; dirty pump; low water level.	Replace filters; clean the pump; refill water.
Fountain is noisy.	Low water level; pump not properly seated; foreign object in pump.	Refill water; ensure pump is securely seated; clean the pump.
Water appears dirty or has an odor.	Filters need replacement; fountain needs cleaning.	Replace carbon and sponge filters; thoroughly clean all fountain components.
Sensor mode not activating.	Obstruction; sensor dirty; pet not within range.	Ensure clear path to sensor; clean sensor window; ensure pet is within 1.5m range.

SPECIFICATIONS

Feature	Detail
Model Number	B0DS45FT66
Brand	VKIMISS
Material	Stainless Steel (drinking tray), BPA-free plastic (tank)
Power Source	Battery Powered (rechargeable)
Battery Capacity	4000mAh
Battery Life (Timer Mode)	Up to 45 days
Water Capacity	3.2 Liters (108 oz)
Noise Level	≤20dB
Sensor Range	1.5 meters (120° angle)
Filtration System	Multi-layer (Sponge, Activated Carbon, Ion Exchange Resin)




Image: Components of the fountain highlighting BPA-free materials for pet safety.

WARRANTY INFORMATION

VKIMISS products are manufactured to high-quality standards. For specific warranty details, please refer to the warranty card included in your product packaging or visit the official VKIMISS website. Please retain your proof of purchase for any warranty claims.

CUSTOMER SUPPORT

If you encounter any issues or have questions not covered in this manual, please contact VKIMISS customer support. You can typically find contact information on the product packaging, the VKIMISS brand store on Amazon, or their official website.

For online support, please visit: [VKIMISS Amazon Store](#)