

- › [Nicolas Holiday](#) /
- › [GE StayBright 150 LED Icicle-Style Lights - Warm White with White Wire User Manual](#)

Nicolas Holiday 5270931

GE StayBright 150 LED Icicle-Style Lights - Warm White with White Wire User Manual

Model: 5270931

Brand: Nicolas Holiday

INTRODUCTION

This manual provides essential instructions for the safe and effective use of your GE StayBright 150 LED Icicle-Style Lights. Please read this guide thoroughly before installation and operation, and retain it for future reference.



Image description: A close-up view of several individual GE StayBright LED icicle lights, showing their warm white glow and the white wire connecting them.

IMPORTANT SAFETY INSTRUCTIONS

To reduce the risk of fire, electric shock, or personal injury, please follow these guidelines:

- Read all instructions before using this product.
- Do not use seasonal products outdoors unless marked suitable for indoor and outdoor use. When products are used in outdoor applications, connect the product to a Ground Fault Circuit Interrupting (GFCI) outlet. If one is not provided, contact a qualified electrician for proper installation.
- This seasonal product is not intended for permanent installation or use.
- Do not mount or place near gas or electric heaters, fireplaces, candles, or other similar sources of heat.
- Do not secure the wiring of the product with staples or nails, or place on sharp hooks or nails.
- Do not let lamps rest on the supply cord or on any wire.
- Unplug the product when leaving the house, when retiring for the night, or if left unattended.
- This is an electric product—not a toy! To avoid risk of fire, burns, personal injury, and electric shock, it should not be played with or placed where small children can reach it.

- Do not use this product for anything other than its intended use.
- Do not hang ornaments or other objects from cord, wire, or light string.
- Do not close doors or windows on the product or extension cords as this may damage the wire insulation.
- Do not cover the product with cloth, paper, or any material not part of the product when in use.
- This product employs overload protection (fuse). A blown fuse indicates an overload or short-circuit condition. If the fuse blows, unplug the product from the outlet. Also unplug any additional strings or products that may be attached to the product. Replace the fuse as per the user servicing instructions (follow product marking for proper fuse rating) and check the product. If the replacement fuse blows, a short-circuit condition may be present and the product should be discarded.
- Read and follow all instructions that are on the product or provided with the product.

PACKAGE CONTENTS

Verify that all components are present before proceeding with installation:

- 150 LED Icicle-Style Lights (Model 5270931)

SETUP AND INSTALLATION

General Placement

These lights are suitable for both indoor and outdoor use. Ensure the chosen location is free from obstructions and potential hazards. For outdoor use, ensure connection to a GFCI outlet.

Connecting Multiple Sets

You can connect up to 20 sets of these GE StayBright LED icicle lights end-to-end. Ensure the total wattage does not exceed the maximum recommended load for the circuit. Refer to the product specifications for total wattage per set.



Image description: A section of GE StayBright LED icicle lights hanging from a house's eaves, illuminating the exterior with a warm white glow, demonstrating an outdoor installation.

OPERATING INSTRUCTIONS

To operate your GE StayBright LED Icicle-Style Lights, simply plug the fused plug into a standard electrical outlet. The lights will illuminate immediately. There are no additional controls for brightness or lighting modes.

CARE AND MAINTENANCE

Storage

When not in use, store the lights neatly in a cool, dry place, away from direct sunlight and extreme temperatures. Avoid tangling the wires to prevent damage.

Cleaning

To clean, gently wipe the lights with a soft, dry cloth. Do not immerse in water or use harsh chemicals.

Fuse Replacement

This product is equipped with a fused plug for safety. If the lights do not illuminate, the fuse may need replacement. Refer to the product marking on the plug for the correct fuse rating (typically 2-amp, 125-volt). To replace, slide open the fuse access cover on the plug, carefully remove the old fuse, and insert a new one. Close the cover securely.

TROUBLESHOOTING GUIDE

Problem	Solution
Lights do not turn on.	Check if the plug is fully inserted into the outlet. Verify the power outlet is functional. Check and replace the fuse in the plug if blown (refer to Maintenance section).
Only part of the string is lit.	Check for loose or damaged bulbs. Ensure all bulbs are securely seated. While LED strings are designed to stay lit if one LED fails, a loose connection or significant damage to a section could affect illumination.
Lights flicker.	Ensure all connections are secure, especially if multiple sets are connected. Avoid overloading the circuit by connecting too many sets beyond the recommended limit.

PRODUCT SPECIFICATIONS

Feature	Detail
Model Number	5270931
Brand	Nicolas Holiday
Light Type	LED
Number of Lights	150
Light Color	Warm White
Wire Color	White
Lighted Length	16.25 feet (4.93 meters)
Bulb Spacing	3 inches
Strand Spacing	5 inches (12.7 cm)
Lead Wire	3 inches
End Connector Plug	3 inches

Feature	Detail
Max Connectable Sets	Up to 20 sets
Indoor/Outdoor Use	Yes
Power Source	Corded Electric
Total Set Wattage	10.8 watts
UPC	803993908861
Item Weight	1.23 pounds
Product Dimensions	203 x 1 x 7 inches

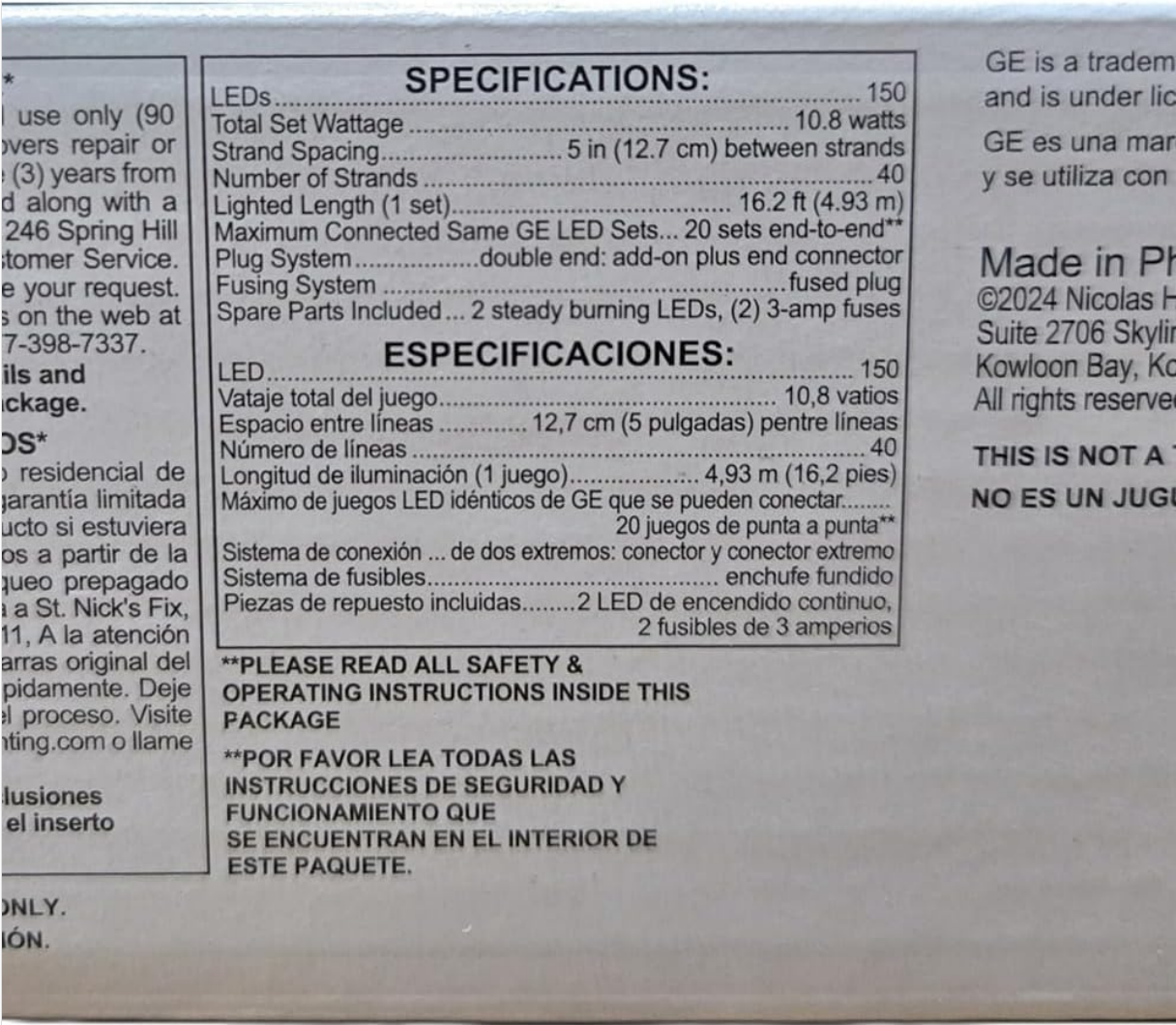


Image description: A close-up of the product packaging, detailing technical specifications such as LED count, total wattage, strand spacing, and maximum connectable sets. It also highlights indoor/outdoor use and energy savings.

WARRANTY AND CUSTOMER SUPPORT







This product is covered by a 3-year warranty from the date of purchase. For warranty claims or technical assistance, please contact Nicolas Holiday customer support.

Contact Information: Refer to the product packaging or the manufacturer's official website for the most current contact details.



Image description: The product box for the GE StayBright 150 LED Icicle-Style Lights, featuring icons for energy savings, indoor/outdoor use, connectability, lighted length, and a 3-year warranty.

Related Documents - 5270931

	<p>GE StayBright 72234LO Snowflake Christmas Pathway Markers - Installation & Decoration Guide</p> <p>Discover the GE StayBright 4-Marker White Snowflake Christmas Pathway Markers (Model 72234LO). This guide offers essential details for enhancing your holiday decor with these festive pathway lights, emphasizing their decorative purpose and safety.</p>
	<p>150 LED Motion Snowflake Icicle Lights - Safety and Usage Instructions</p> <p>Safety, usage, and care instructions for GE 150 LED Motion Snowflake Icicle Lights (Model No. 88926 LO). Includes important warnings, care guidelines, and FCC compliance information.</p>
	<p>Lumations Twinkly Icicle Style Smart LED Light Strings: Instructions and Setup Guide</p> <p>A comprehensive guide for Lumations Twinkly Icicle Style Smart LED Light Strings, covering safety precautions, setup instructions, app integration, connection modes, troubleshooting, and preset effects.</p>
	<p>GE MN2ES-150/3FN(0.51) 150-Light Net Style Lights - Safety, Servicing, and Care Instructions</p> <p>Comprehensive safety instructions, user servicing guide for fuse and bulb replacement, and care instructions for the GE MN2ES-150/3FN(0.51) 150-light net style holiday lighting set.</p>
	<p>StayBright 250 LED Microbright Lights - Safety and Use Instructions</p> <p>Comprehensive safety and use instructions for StayBright 250 LED Microbright Lights (Model Nos. 93195LO, 93196LO, 93266LO) from Nicolas Holiday Ltd., detailing important precautions and care guidelines.</p>
	<p>GE StayBright LED 288 Lights (Model 81902LO) - Indoor/Outdoor Use and Safety Instructions</p> <p>Comprehensive safety, usage, and care instructions for the GE StayBright LED 288 Lights (Model 81902LO), suitable for indoor and outdoor use. Includes FCC compliance information and contact details.</p>