

HTC TWS3

HTC True Wireless Bluetooth Earbuds 2 User Manual

Model: HTC TWS3

INTRODUCTION

Thank you for choosing the HTC True Wireless Bluetooth Earbuds 2. These in-ear headphones are designed to provide an immersive stereo sound experience with features like ENC Noise Cancellation for clear voice calls, volume control, IPX5 water resistance, and a built-in microphone. Enjoy up to 32 hours of playtime for calling, gaming, and running. This manual will guide you through the setup, operation, and maintenance of your new earbuds.



Image: HTC True Wireless Bluetooth Earbuds 2 in black, shown with their charging case. The earbuds are sleek and compact, fitting securely within the case.

Your browser does not support the video tag.

Video: An official product video showcasing the HTC True Wireless Bluetooth Earbuds 2, highlighting their design, comfort, and key features such as ENC noise cancellation and touch controls. The video demonstrates the earbuds in white and pink colors, their comfortable fit, one-second connection, and voice assistant activation.

PACKAGE CONTENTS

Upon opening your package, please ensure all the following items are present:

- 1x Pair of HTC True Wireless Bluetooth Earbuds 2
- 1x Charging Case
- 1x USB-C Charging Cable
- 2x Pairs of Rubber Eartips (S/L sizes, in addition to the pre-installed M size)
- 1x English User Manual (this document)

SETUP GUIDE

1. Charging the Earbuds and Case

Before first use, fully charge both the earbuds and the charging case.

1. Place the earbuds into the charging case, ensuring they are correctly seated.
2. Connect the USB-C charging cable to the charging port on the case and the other end to a USB power source (e.g., wall adapter, computer USB port).
3. The indicator light on the charging case will show charging status. A full charge typically takes about 1.5 hours.

TYPE-C EFFICIENT CHARGE & 32 HOURS PLAYTIME

8 Hours
Single charge

4 Times
With charging case

500 mAh
Charging case



Image: The HTC True Wireless Bluetooth Earbuds 2 charging case with a USB-C cable connected, illustrating the charging process. The image highlights the Type-C port and the 32-hour total playtime with the charging case.

A single charge provides over 8 hours of playback, and the charging case provides an additional 24 hours, totaling up to 32 hours of playtime.

2. Pairing with Your Device

The earbuds utilize Bluetooth 5.3 technology for quick and stable connections.

1. Open the charging case. The earbuds will automatically enter pairing mode (indicator lights will flash).
2. On your device (smartphone, tablet, computer), enable Bluetooth.
3. Search for "HTC TWS3" in the list of available Bluetooth devices and select it to connect.
4. Once connected, the indicator lights on the earbuds will stop flashing.

The earbuds will automatically reconnect to the last paired device when taken out of the case, if Bluetooth is enabled on the device.

Image: An illustration demonstrating the quick pairing process and wide compatibility of the HTC True Wireless Earbuds 2 with various devices, highlighting Bluetooth 5.1 technology for stable connection and low power consumption.

3. Fitting the Earbuds

For optimal sound quality and comfort, choose the correct size of eartips. Three sizes (S, M, L) are provided.

1. Gently insert the earbud into your ear canal.
2. Rotate the earbud slightly until it feels secure and comfortable.
3. If the fit is loose or uncomfortable, try a different size eartip.



Image: A person wearing the HTC True Wireless Bluetooth Earbuds 2, demonstrating their ultra-light and easy-to-carry design. The image also shows the ergonomic shape and included S/M/L earplugs for a comfortable fit.

OPERATING INSTRUCTIONS

The HTC True Wireless Bluetooth Earbuds 2 feature smart touch controls for easy management of your audio and calls.

SMART TOUCH CONTROL

**Play**
Tap left/right earbud

**Stop**
Tap left/right earbud

**Answer call**
Tap left earbud

**Hang up call**
Tap right earbud

**Reject call**
Tap and hold earbud 2s

**Previous track**
Tap and hold left earbud 2s

**Next track**
Tap and hold right earbud 2s



Volume control

 Tap left earbud x2
 Tap right earbud x2

**Activate voice assistant**
Tap right earbud x3



Image: A visual guide detailing the smart touch controls for the HTC True Wireless Bluetooth Earbuds 2. It illustrates gestures for play/stop, answer/hang up/reject calls, previous/next track, volume control, and activating voice assistant.

Touch Control Functions

Action	Gesture	Earbud
Play / Pause	Tap once	Left or Right
Answer / End Call	Tap once	Left or Right
Reject Call	Tap and hold for 2 seconds	Left or Right
Next Track	Tap and hold right earbud for 2 seconds	Right
Previous Track	Tap and hold left earbud for 2 seconds	Left

Action	Gesture	Earbud
Volume Up	Double-tap	Right
Volume Down	Double-tap	Left
Activate Voice Assistant	Triple-tap	Left or Right

You can use both earbuds for stereo sound or use each earbud independently with different devices, depending on your listening needs.



Image: An illustration showing the versatility of the HTC True Wireless Earbuds 2, allowing users to enjoy stereo sound with both earbuds or use each earbud separately with different devices. It also indicates a maximum range of 10 meters between earbuds for independent use.

MAINTENANCE

Cleaning

To maintain optimal performance and hygiene, regularly clean your earbuds and charging case.

- Use a soft, dry, lint-free cloth to wipe the surface of the earbuds and charging case.
- For the eartips, remove them from the earbuds and clean with a damp cloth. Ensure they are completely dry before reattaching.
- Gently remove any earwax or debris from the earbud mesh using a small, soft brush or cotton swab.
- Avoid using abrasive materials, alcohol, or chemical cleaners.

Storage

When not in use, store the earbuds in their charging case to protect them and keep them charged. Store the case in a

cool, dry place away from direct sunlight and extreme temperatures.

Water Resistance (IPX5)

The earbuds are designed with IPX5 sweatproof rating, meaning they can withstand splashes of water and sweat. They are suitable for workouts and daily use. However, they are not designed for submersion in water or for use during swimming. Do not expose them to running water or heavy rain. Ensure the earbuds are dry before placing them back into the charging case to prevent damage.

TROUBLESHOOTING

If you encounter any issues with your HTC True Wireless Bluetooth Earbuds 2, please refer to the following common solutions:

Common Issues and Solutions

Problem	Possible Cause	Solution
Earbuds not pairing/connecting	Bluetooth off, out of range, earbuds not in pairing mode, interference.	<ul style="list-style-type: none">◦ Ensure Bluetooth is enabled on your device.◦ Place earbuds back in case, close, then open to re-enter pairing mode.◦ Move closer to your device.◦ Forget "HTC TWS3" from your device's Bluetooth list and re-pair.
No sound from one or both earbuds	Low battery, improper fit, volume too low, connection issue.	<ul style="list-style-type: none">◦ Check battery level and charge if necessary.◦ Adjust earbuds for a secure fit.◦ Increase volume on both earbuds and your device.◦ Reconnect the earbuds.
Charging case not charging	Faulty cable/adaptor, dirty charging port.	<ul style="list-style-type: none">◦ Try a different USB-C cable and power adapter.◦ Ensure the charging port on the case is clean and free of debris.
Touch controls not responding	Earbuds not properly seated, temporary software glitch.	<ul style="list-style-type: none">◦ Ensure earbuds are securely in your ears.◦ Place earbuds back in the case, close, then take them out again.

SPECIFICATIONS

HTC True Wireless Bluetooth Earbuds 2 (Model: TWS3)

Feature	Detail
Model Name	TWS3
Connectivity Technology	Wireless (Bluetooth 5.3)
Noise Control	Sound Isolation (ENC for calls)
Ear Placement	In Ear
Control Type	Volume Control, Touch Control
Water Resistance Level	IPX5 (Sweatproof)
Battery Life (Earbuds)	Up to 8 hours (single charge)
Total Playtime (with case)	Up to 32 hours
Charging Time	Approx. 1.5 hours
Charging Port	USB-C
Compatible Devices	iOS, Android, Samsung, LG, etc.
Item Weight	2.39 ounces
Manufacturer	HTC

WARRANTY AND SUPPORT


Your HTC True Wireless Bluetooth Earbuds 2 come with a**360 Days Warranty Extension**. This warranty covers manufacturing defects and ensures your product performs as expected.


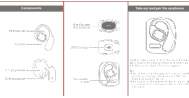



For any questions, concerns, or technical assistance, our customer support team is available. We provide**7*24 Live Chat Support** to assist you promptly. Please refer to the contact information provided with your purchase or visit the official HTC support website for further details.

Manufacturer: HTC

© 2024 HTC. All rights reserved.
For more information, visit [the HTC Store on Amazon](#).

Related Documents - TWS3

	<p>HTC Wireless Earphones 40 (NE40) User Manual and Guide</p> <p>Official user manual for HTC Wireless Earphones 40 (NE40). Learn about product specifications, pairing, controls, AI translation, safety instructions, and more.</p>
---	---

	<p>HTC True Wireless Earbuds 1+ Quick Start Guide HTC TWS4</p> <p>Get started quickly with your HTC True Wireless Earbuds 1+ (Model HTC TWS4). This guide covers unboxing, pairing, controls, LED indicators, technical specifications, and authenticity checks.</p>
	<p>HTC NE11 Wireless Earphones User Manual</p> <p>Comprehensive user manual for HTC NE11 wireless earphones, covering components, pairing, power management, Bluetooth connection, basic operations for music and calls, resetting, case display functions, and FCC compliance.</p>
	<p>HTC True Wireless Earbuds Plus (E-mo1) Quick Start Guide</p> <p>Get started quickly with your HTC True Wireless Earbuds Plus (Model E-mo1). This guide covers unboxing, pairing, controls, LED indicators, and technical specifications.</p>
	<p>HTC True Wireless Earbuds 1 (Model HTC TWS2) - Quick Start Guide</p> <p>Quick start guide for HTC True Wireless Earbuds 1 (Model HTC TWS2), covering setup, pairing, troubleshooting, controls, specifications, and authenticity verification.</p>
	<p>HTC True Wireless Earbuds Plus Quick Start Guide</p> <p>A quick start guide for the HTC True Wireless Earbuds Plus (Model HTC E-mo1), covering what's in the box, important considerations, pairing instructions, controls, LED notifications, technical specifications, and product authenticity verification.</p>