

[manuals.plus](#) /

› [GOBOULT](#) /

› [GOBOULT Dire Smartwatch User Manual](#)

## GOBOULT Boulton Dire

# GOBOULT Dire Smartwatch User Manual

Brand: GOBOULT | Model: Boulton Dire

## INTRODUCTION

This manual provides essential instructions for setting up, operating, maintaining, and troubleshooting your GOBOULT Dire Smartwatch. Please read this guide thoroughly to ensure optimal performance and longevity of your device.

#1

Rated  
Audio Brand  
in India

B O U L T

is now

G O B O U L T

New



**New look, same trusted performance.**

**\*LOGO AND PACKAGING** of the product may vary.  
You may receive either. But don't worry.  
The product stays the same.

Image: Front view of the GOBOULT Dire Smartwatch, showcasing its display and strap.

## WHAT'S IN THE BOX

Verify that all the following items are included in your product packaging:

- GOBOULT Dire Smartwatch (Jet Black)
- Charging Cable
- User Manual (this document)
- Warranty Card

## SETUP

### 1. Initial Charging

Before first use, fully charge your smartwatch. Connect the provided charging cable to the magnetic charging points on the back of the watch and to a standard USB power adapter (not included). A full charge typically takes approximately 150 minutes.

### 2. Powering On/Off

- **To Power On:** Press and hold the side button until the GOBOULT logo appears on the screen.
- **To Power Off:** Press and hold the side button, then select 'Power Off' on the screen.

### 3. App Installation and Pairing

1. Download the companion application (e.g., 'Boult Fit' or similar as indicated in the packaging) from your smartphone's app store (compatible with iOS and Android).
2. Ensure Bluetooth is enabled on your smartphone.
3. Open the app and follow the on-screen instructions to create an account or log in.
4. Select 'Add Device' or 'Pair Device' within the app and choose 'Boult Dire' from the list of available devices.
5. Confirm the pairing request on both your smartphone and smartwatch.

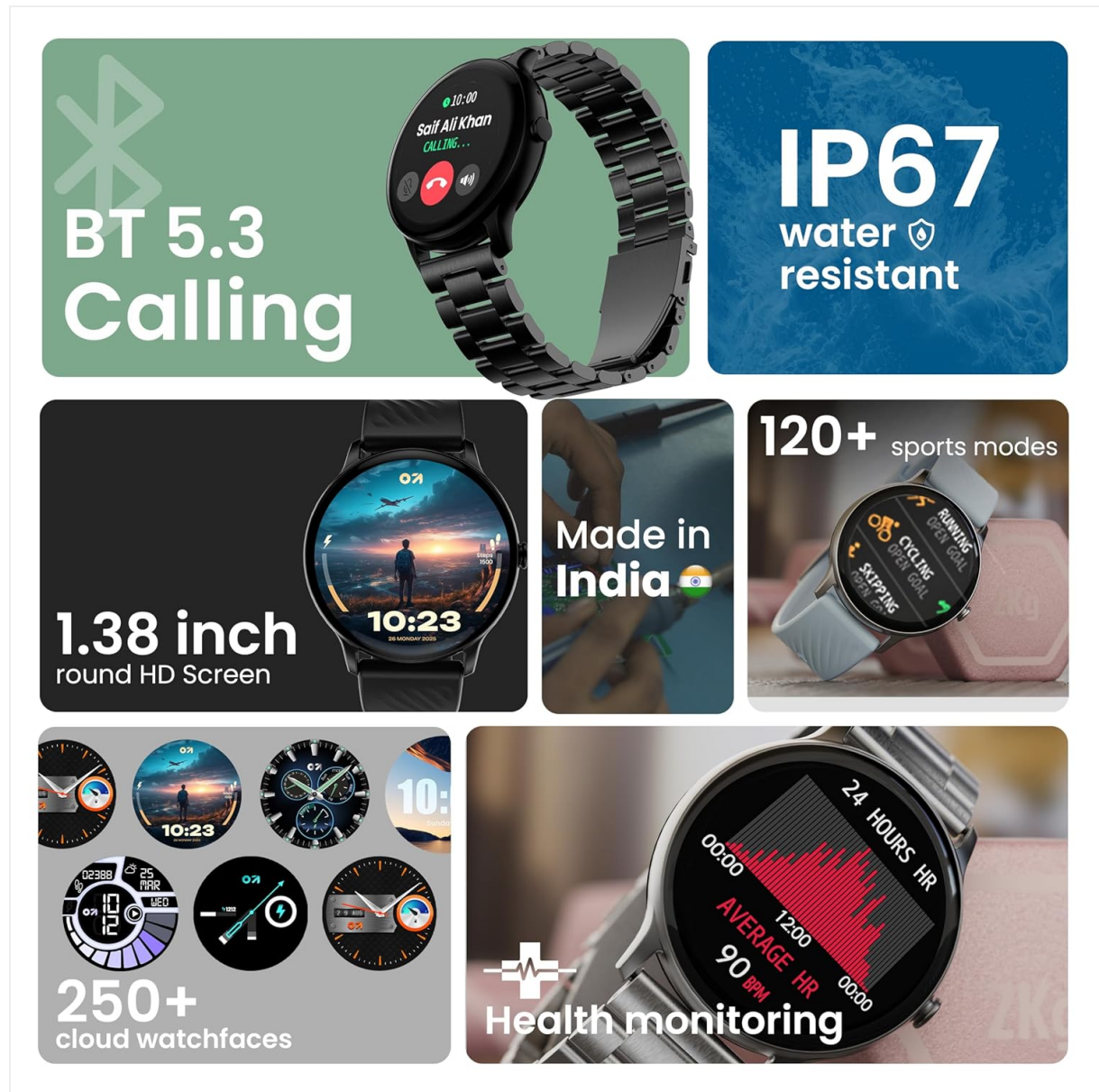


Image: Overview of key smartwatch features including Bluetooth 5.3 Calling, IP67 water resistance, 1.38-inch HD screen, 250+ watchfaces, 120+ sports modes, and health monitoring.

## OPERATING INSTRUCTIONS

### 1. Display Navigation

The 1.38-inch 2.5D curved HD display is fully touch-sensitive. Swipe left, right, up, or down to navigate through menus, notifications, and widgets. Tap to select items.

## 2. Customizing Watch Faces

Your smartwatch supports over 250 cloud watch faces. To change the watch face, long-press on the current watch face on the home screen, then swipe left or right to browse and tap to select. More options are available through the companion app.



Image: A visual representation of various customizable watch faces and UI themes available on the smartwatch.

## 3. Bluetooth Calling

With Bluetooth 5.2 technology, you can make and receive calls directly from your wrist. The smartwatch features a dedicated speaker and microphone. Access the call function from the main menu to dial, answer, or reject calls. Contact synchronization is available via the companion app.



# Single Chip BT Calling 5.3









-  Dedicated Speaker & Mic
-  Reject & Answer calls
-  Contact sync
-  Easy-access dial keypad
-  2x effective battery utilization
-  One tap connection



Image: The smartwatch screen showing an incoming call, highlighting features like dedicated speaker & mic, call rejection/answering, contact sync, and easy-access dial keypad.

## 4. Sports Modes

The device supports over 120 sports modes. Navigate to the 'Sports' menu to select your activity. The watch will track metrics such as calories burned, distance, and heart rate during your workout.

## 5. AI Voice Assistant

Activate the AI Voice Assistant feature (if enabled via the app) to control your watch or smartphone using voice commands.

## 6. Camera Control

Use your smartwatch as a remote shutter for your smartphone camera. Open the camera control feature on your watch and tap to take a picture.

# Perfect Shots? No Hassle!

## Bluetooth activated camera controls

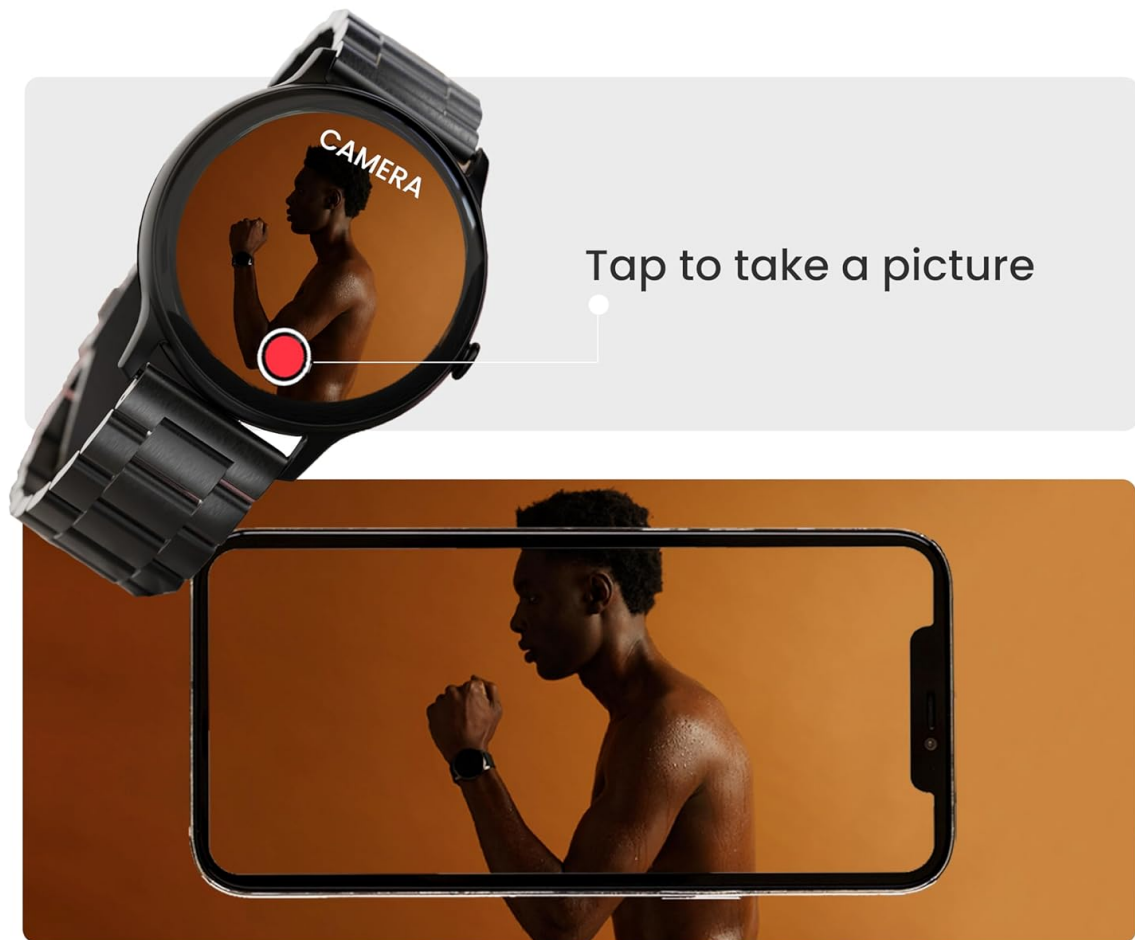


Image: The smartwatch displaying a camera interface, indicating its ability to control a smartphone camera via Bluetooth.

## 7. Notifications

Receive notifications from your paired smartphone directly on your wrist. Ensure notification permissions are granted in the companion app.

# Updates on your wrist




Image: The smartwatch displaying various updates and reminders, such as message notifications and 'Time to Drink Water'.

## 8. Mini Games

The smartwatch includes pre-installed mini-games for entertainment. Access them through the main menu.

# Mini games

Never a Dull Moment



Image: The smartwatch screen showing two mini-games, 'Flappy Birds' and '2048', available for play.

## HEALTH MONITORING FEATURES

Your GOBOULT Dire Smartwatch is equipped with several health monitoring functions:

- **24x7 Heart Rate Monitor:** Continuously tracks your heart rate throughout the day.
- **SpO2 Blood Oxygen Saturation Monitor:** Measures your blood oxygen levels.
- **Female Menstrual Cycle Tracking:** Helps track and predict menstrual cycles.
- **Drink Water Reminders:** Prompts you to drink water at regular intervals.
- **Sedentary Reminders:** Alerts you when you've been inactive for too long.
- **Sleep Monitoring:** Analyzes your sleep patterns and quality.
- **Calories Count & Meditation:** Tracks calorie expenditure and offers guided meditation features.





# Health Monitor

Your health guide



24x7  
**Heart Rate Monitor**



**SpO2 Blood Oxygen  
Saturation Monitor**



**Female Menstrual  
Cycle Tracking**



**Drink Water  
Reminders**



**Sedentary  
Reminders**

Image: The smartwatch displaying a heart rate graph, alongside icons for Heart Rate Monitor, SpO2, Female Menstrual Cycle Tracking, Drink Water Reminders, and Sedentary Reminders.

## SMART FEATURES

### Find My Phone

If your paired smartphone is misplaced, use the 'Find Device' feature on your smartwatch. Navigate to the watch menu, select 'Find Device', and tap the search button. Your connected phone will ring or vibrate, helping you locate it.

# Smart in every sense



Image: The smartwatch displaying 'Finding your phone...' with an illustration of a phone vibrating under a pillow, demonstrating the 'Find Device' function.

## MAINTENANCE

### Cleaning the Device

Wipe the smartwatch regularly with a soft, dry, lint-free cloth. For stubborn dirt, slightly dampen the cloth with water. Avoid using harsh chemicals or abrasive materials.

### Water and Dust Resistance (IP67)

The GOBOULT Dire Smartwatch is IP67 rated, meaning it is resistant to dust and can withstand immersion in water up to 1 meter for 30 minutes. It is suitable for daily use, including splashes and sweat. However, it is not recommended for swimming, showering with hot water, or diving.

# IP67 water resistant

Rain, Sweat, or Splash  
It's Ready

Water  
Resistant

Dust Proof



Image: The smartwatch submerged partially in water, with text indicating 'IP67 water resistant' and 'Rain, Sweat, or Splash It's Ready'.

## Battery Care

To maximize battery life (up to 7 days on average), avoid extreme temperatures and fully discharge the battery occasionally before recharging. Use only the provided charging cable.

## TROUBLESHOOTING

Problem	Solution
Watch not turning on	Ensure the watch is fully charged. Connect it to the charger for at least 30 minutes.
Cannot pair with smartphone	Make sure Bluetooth is enabled on your phone. Restart both the watch and phone. Ensure the companion app is installed and open. Check if the watch is already paired with another device.
Notifications not appearing	Verify that notification permissions are granted for the companion app in your phone's settings. Ensure the watch is connected via Bluetooth.

Problem	Solution
Inaccurate health data	Ensure the watch is worn snugly on your wrist, not too tight or too loose. Clean the sensor on the back of the watch.
Short battery life	Reduce screen brightness, disable unnecessary features like continuous heart rate monitoring if not needed, and limit frequent notifications. Ensure background app usage is optimized.

## SPECIFICATIONS

Feature	Detail
Brand	GOBOULT
Model Name	Boult Dire
Display Size	1.38 Inches
Display Type	HD, 2.5D Curved
Brightness	500 Nits
Bluetooth Version	5.2
Water Resistance	IP67 (Dust and Water Resistant)
Battery Life (Average)	7 Days
Battery Charge Time	150 Minutes
Operating System Compatibility	iOS, Android
Item Weight	40 g
Frame Material	Zinc Alloy
Included Components	Charging Cable, Smartwatch, User Manual, Warranty Card

## WARRANTY AND SUPPORT

Your GOBOULT Dire Smartwatch comes with a manufacturer's warranty. Please refer to the included Warranty Card for detailed terms, conditions, and duration of the warranty period.

For technical assistance, product inquiries, or warranty claims, please contact GOBOULT customer support through the contact information provided on your Warranty Card or the official GOBOULT website.