

## August SE15B

# August SE15 Portable CD Player User Manual

**MODEL: SE15B**

## 1. Introduction

---

The August SE15 is a versatile portable CD player designed for a comprehensive audio experience. It features Bluetooth 5.3 for both transmitting and receiving audio, a USB port for digital music playback, and 3.5mm AUX In/Out connections. Equipped with built-in stereo speakers and a rechargeable battery, it offers portability and high-quality sound for various environments. The device supports CD, CD-R, CD-RW, MP3, and WMA formats, and includes features like adjustable EQ, anti-skip protection, and remote control for enhanced usability.

## 2. Package Contents

---

Please check the box for the following items:

- August SE15 Portable CD Player
- Remote Control
- Earphones
- USB-C Charging Cable
- 3.5mm AUX Cable
- Wall Mount Kit (screws and anchors)
- Standing Base
- User Manual



## 2000mAh Built-in Rechargeable Battery

CD Work time: 3.5h (50% volume)  
USB Work time: 6.5h (50% volume)  
BT Work time: 12h (50% volume)

Image: All items included in the August SE15 product box.

### 3. Product Layout and Controls

Familiarize yourself with the various ports and controls on your SE15 CD player.

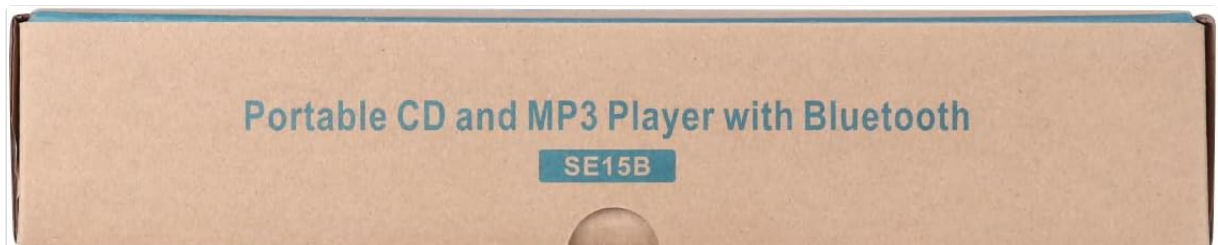


Image: Detailed view of the SE15's connectivity ports.

- **3.5mm AUX-Out:** Connect headphones or external speakers.
- **USB Port:** Insert a USB stick for MP3/WMA playback (Max 64GB, FAT32).
- **3.5mm AUX-In:** Connect external audio sources.
- **Power On/Off Switch:** Turns the device on or off.
- **Type-C Charging Socket:** For charging the internal battery.
- **Display Screen:** Shows track information, mode, and settings.

- **Control Buttons:** Play/Pause, Skip/Search, Mode, EQ, Volume Up/Down.

## 4. Setup

### 4.1 Charging the Device

Before first use, fully charge the SE15 using the provided USB-C cable and a compatible USB power adapter (not included). The built-in 2000mAh battery provides up to 40 hours of CD playback on a single charge.



Image: The SE15 highlighting its 2000mAh rechargeable battery and usage times.

### 4.2 Placement and Mounting

The SE15 can be used freestanding with its integrated stand or mounted on a wall using the included wall bracket kit.

- **Freestanding:** Pull out the integrated stand on the back of the unit to place it on a desk, shelf, or bedside table.
- **Wall Mounting:** Use the provided screws and anchors to securely attach the wall bracket to a suitable wall surface. Once the bracket is installed, slide the SE15 onto the bracket until it clicks into place.



## *in the box*

Image: Demonstrating the wall-mounted and freestanding options for the SE15.

### 4.3 Power On/Off

Slide the Power On/Off switch located on the side of the unit to the 'ON' position to power on the device. Slide it to 'OFF' to power off.

## 5. Operating Instructions

### 5.1 CD Playback

1. Open the CD compartment cover.
2. Carefully place a CD (CD, CD-R, CD-RW) onto the spindle, label side up.
3. Close the CD compartment cover. The player will automatically begin reading the disc.
4. Use the Play/Pause, Skip/Search buttons on the unit or remote to control playback.

### 5.2 USB Playback

1. Insert a USB flash drive (formatted to FAT32, max 64GB) containing MP3 or WMA audio files into the USB port.
2. Press the 'MODE' button until 'USB' mode is selected on the display.
3. The player will automatically scan and begin playing audio files from the USB drive.



### 5.3 Bluetooth Connectivity (TX & RX)

The SE15 supports Bluetooth 5.3 for both transmitting (TX) and receiving (RX) audio.




Image: Illustrating Bluetooth Transmit (TX) and Receive (RX) modes.

#### 5.3.1 Bluetooth Transmit (TX) Mode

In TX mode, the SE15 transmits audio from CD, USB, or AUX-In to Bluetooth headphones or speakers.

1. Ensure the SE15 is playing audio from a source (CD, USB, AUX-In).
2. Press the 'BT TX' button on the remote control or the corresponding button on the unit to enter TX mode. The Bluetooth indicator will flash.
3. Put your Bluetooth headphones or speaker into pairing mode.
4. The SE15 will automatically search for and connect to nearby Bluetooth devices. Once connected, audio will play through the paired device.

#### 5.3.2 Bluetooth Receive (RX) Mode

In RX mode, the SE15 acts as a Bluetooth speaker, receiving audio from a smartphone or tablet.

1. Press the 'MODE' button until 'BT RX' mode is selected on the display. The Bluetooth indicator will flash.
2. On your smartphone or tablet, enable Bluetooth and search for 'August SE15'.
3. Select 'August SE15' to pair. Once connected, audio from your device will play through the SE15's

speakers.

## 5.4 AUX In/Out

- **AUX In:** Connect an external audio source (e.g., MP3 player, phone) to the 3.5mm AUX-In port using the provided AUX cable. Select 'AUX In' mode using the 'MODE' button.
- **AUX Out:** Connect the 3.5mm AUX-Out port to external speakers or headphones using an AUX cable for wired audio output.

## 5.5 Using the Remote Control

The included remote control provides convenient access to all functions from a distance.



Image: The SE15 CD player and its remote control in use.

- **Power Button:** Turns the unit on/off.
- **Mode Button:** Cycles through CD, USB, AUX In, BT RX modes.
- **BT TX Button:** Activates Bluetooth Transmit mode.
- **Play/Pause, Skip/Search Buttons:** Standard playback controls.
- **VOL+/- Buttons:** Adjust volume.
- **EQ Button:** Cycles through equalizer presets.
- **REPEAT Button:** Controls repeat playback modes (e.g., repeat one, repeat all).

## 5.6 EQ Settings and Anti-Skip Protection

- **EQ Settings:** Press the 'EQ' button on the unit or remote to cycle through various equalizer presets (e.g., Pop, Rock, Classic, Jazz, Flat) to optimize sound for different music genres.
- **Anti-Skip Protection:** The SE15 features automatic shock and skip protection, providing 40 seconds for CD and 120 seconds for MP3 playback, ensuring uninterrupted audio even during movement.

## 6. Maintenance

To ensure the longevity and optimal performance of your August SE15 CD player, follow these maintenance guidelines:

- **Cleaning:** Use a soft, dry cloth to clean the exterior of the unit. For stubborn marks, a slightly damp cloth can be used, followed by a dry one. Do not use abrasive cleaners or solvents.
- **CD Compartment:** Keep the CD compartment clean and free of dust. Avoid touching the laser lens. If necessary, use a specialized CD lens cleaner disc.
- **Storage:** When not in use for extended periods, store the player in a cool, dry place away from direct sunlight and extreme temperatures.
- **Battery Care:** To preserve battery life, avoid fully discharging the battery frequently. Charge the device regularly, even if not in constant use.

## 7. Troubleshooting

If you encounter issues with your August SE15, please refer to the following common problems and solutions:

Problem	Possible Cause	Solution
Player does not power on.	Battery is depleted; Power switch is off.	Charge the device; Ensure the power switch is in the 'ON' position.
No sound from speakers/headphones.	Volume too low; Incorrect mode selected; Loose cable connection; Bluetooth not paired.	Increase volume; Select correct mode (CD, USB, AUX, BT); Check cable connections; Re-pair Bluetooth device.
CD skips or does not play.	CD is dirty or scratched; CD inserted incorrectly; Player is on an unstable surface.	Clean the CD; Re-insert CD correctly; Place player on a stable surface.
USB drive not recognized.	USB drive not FAT32; Drive capacity too large; Corrupt files.	Ensure USB is FAT32 and max 64GB; Try a different USB drive; Check file formats (MP3/WMA).
Bluetooth pairing fails.	Device too far; Not in pairing mode; Interference.	Ensure devices are close; Put both devices in pairing mode; Turn off other Bluetooth devices.

If the problem persists after trying these solutions, please contact August customer support.

## 8. Specifications

Feature	Specification
Brand	August
Model	SE15B
Connectivity Technology	Wireless (Bluetooth 5.3), Wired (USB, 3.5mm AUX)
Supported Audio Formats	CD, CD-R, CD-RW, MP3, WMA, HDCD
Speaker Output	6 watts (Stereo, 2.0 channel)
Power Source	Battery Powered (2000mAh Lithium Ion)
Battery Life (approx.)	40 hours (CD playback)
USB Compatibility	Max 64GB, FAT32 format
Special Features	Bluetooth TX/RX, Built-in Microphone, Display, Shockproof, USB Port, Auto EQ, Wall Mountable
Product Dimensions (L x W x H)	14.3 x 17.6 x 4.4 cm
Item Weight	468 Grams
Material Type	Plastic

## 9. Warranty and Support



August International Ltd. provides a warranty for this product. For detailed warranty information and customer support, please visit the official August website or contact their customer service directly.

You can find more information and support at the [August Store on Amazon](#).



For the PDF version of this user manual, please refer to: [User Manual \(PDF\)](#)

© 2025 August International Ltd. All rights reserved.

### Related Documents

	<p><a href="#">August SE15 Portable CD and MP3 Player with Bluetooth - User Manual</a></p> <p>Comprehensive user manual for the August SE15 portable CD and MP3 player. Learn about features, operation, specifications, and warranty for this Bluetooth-enabled audio device.</p>
	<p><a href="#">August SE15 Portable CD and MP3 Player with Bluetooth User Manual</a></p> <p>User manual for the August SE15 Portable CD and MP3 Player with Bluetooth. This guide covers setup, features, operation, specifications, and warranty information.</p>



 The image shows the front cover of the August SE15 User Manual. It features the August logo at the top left, the title 'User Manual' and model 'SE15' at the top right, and a photograph of the black portable CD and MP3 player in the center. A small inset box on the left lists the contents of the manual.	<p><a href="#">August SE15 Portable CD and MP3 Player with Bluetooth User Manual</a></p> <p>Comprehensive user manual for the August SE15, a portable CD and MP3 player with Bluetooth connectivity. Includes setup, operation, features, specifications, and warranty information.</p>
 This is an identical copy of the manual cover image described in the first row, showing the August SE15 portable CD and MP3 player and its user manual.	<p><a href="#">August SE15 Portable CD and MP3 Player with Bluetooth - User Manual</a></p> <p>Comprehensive user manual for the August SE15 portable CD and MP3 player. Learn about features, operation, safety, specifications, and warranty for this Bluetooth-enabled audio device.</p>