

Manuals+

[Q & A](#) | [Deep Search](#) | [Upload](#)

[manuals.plus](#) /

› [BENYAR](#) /

› [BENYAR Automatic Watch BY-5211M Instruction Manual](#)

BENYAR BY-5211M

BENYAR Automatic Watch BY-5211M Instruction Manual

Model: BY-5211M

INTRODUCTION

Thank you for choosing the BENYAR Automatic Watch BY-5211M. This timepiece combines classic design with reliable automatic movement, offering precise timekeeping and a sophisticated aesthetic. This manual provides essential information for the proper setup, operation, and maintenance of your watch to ensure its longevity and performance.





Image: Front view of the BENYAR Automatic Watch BY-5211M with a black dial and stainless steel bracelet.

SETUP

Initial Winding

Your BENYAR automatic watch is powered by the natural motion of your wrist. For the first use, or if the watch has stopped due to inactivity, it requires manual winding to initiate the movement. To do this:

1. Ensure the crown is in its fully pushed-in position (position 0).
2. Rotate the crown clockwise approximately 20 turns. This will provide sufficient power reserve to start the watch.
3. Once started, wearing the watch regularly will keep it wound.

50M WATER-RESISTANT

5ATM waterproof for meet daily needs



Image: Close-up view of the watch crown, used for winding and setting.

OPERATING INSTRUCTIONS

Setting the Time

1. Pull the crown out to position 2 (the outermost position). The second hand will stop.
2. Rotate the crown to move the hour and minute hands clockwise until the desired time is set.
3. Push the crown back into position 0 to restart the second hand and begin timekeeping.

Setting the Date

1. Pull the crown out to position 1 (the middle position).
2. Rotate the crown counter-clockwise to adjust the date. Avoid setting the date between 9 PM and 3 AM, as this can interfere with the automatic date change mechanism.
3. Once the correct date is displayed, push the crown back into position 0.

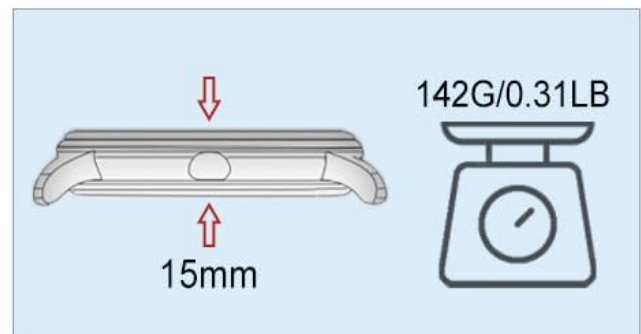
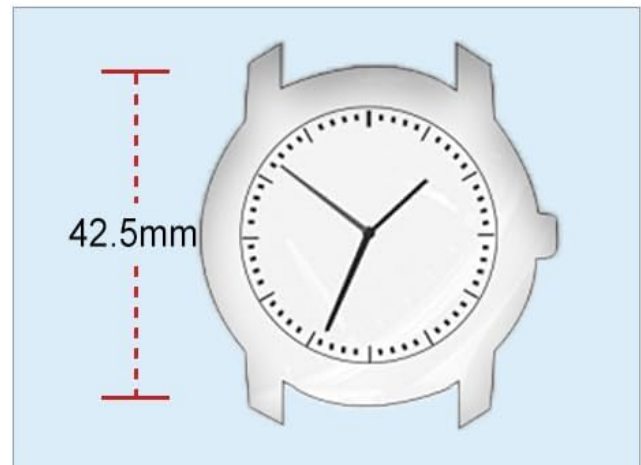

MAINTENANCE AND CARE

Water Resistance

Your BENYAR watch features 5ATM (50 meters) water resistance, suitable for daily use such as hand washing, accidental rain, or splashes. It is important to note the following:

- **Do not** operate the crown or pushers while the watch is wet or submerged.
- **Avoid** wearing the watch in hot water or steam environments, such as hot baths, hot springs, saunas, or during showering, as this can compromise the water seals.
- Water resistance is not a permanent condition and may diminish over time. Regular checks by a professional are recommended.

PRODUCT PARAMETERS



Case Diameter: 42.5mm / 1.67in

Case Thickness: 15mm / 0.59in

Circumference: 210mm / 8.27in

Bracelet Width: 22mm / 0.86in

Image: The BENYAR watch partially submerged in water, demonstrating its 50-meter water resistance.

Luminous Function

The dial markers and hands of your watch are designed to absorb light and emit a luminous glow in low-light conditions. For optimal luminosity, expose the watch to bright light (natural or artificial) for a period before entering a dark environment.



Image: Illustration of the watch's luminous function, showing the glow of the hands and hour markers in darkness.

General Care

- Clean the watch regularly with a soft, dry cloth. For the stainless steel bracelet, a slightly damp cloth can be used, followed by drying.
- Avoid exposing the watch to extreme temperatures, strong magnetic fields, or harsh chemicals.
- If the watch is not worn for an extended period, it may stop. Simply re-wind it manually as described in the Setup section.

TROUBLESHOOTING

Inaccurate Timekeeping

- **Watch runs fast or slow:** Automatic watches can have slight variations in accuracy. If your watch consistently runs significantly fast or slow (e.g., more than +/- 30 seconds per day), it may require regulation. This is typically a minor adjustment performed by a professional watchmaker.

- **Watch stops frequently:** Ensure the watch is sufficiently wound. If you do not wear the watch daily, or if your activity level is low, it may not receive enough motion to maintain its power reserve. Manually wind the watch as described in the Setup section.

For any persistent issues not covered here, please contact customer support.

SPECIFICATIONS

Brand	BENYAR
Model	BY-5211M
Movement	BY-9018 High Quality Automatic Movement
Band Material	316L Stainless Steel
Case Material	High-quality Alloy
Band Clasp Type	Deployment Clasp
Weight	142g / 0.31lb
Case Diameter	42.5mm / 1.67in
Case Thickness	15mm / 0.59in
Circumference	210mm / 8.27in
Bracelet Width	22mm / 0.86in
Water Resistance	5ATM (50 meters)



Image: Detailed diagram illustrating the product parameters including case diameter, thickness, and bracelet circumference.







WARRANTY AND SUPPORT

BENYAR stands behind the quality of its products. Your watch is covered by:

- An unconditional **30-day return policy** from the date of purchase.
- A **2-year after-sales service warranty** covering manufacturing defects.

For warranty claims, technical assistance, or any other inquiries, please contact BENYAR customer service. You can typically find contact information on the seller's page or through the platform where the purchase was made. We aim to provide a satisfactory solution within 24 hours.

Related Documents - BY-5211M

 <p>USER'S MANUAL INTERNATIONAL GUARANTEE</p>	<p>Benyar Watch User Manual and International Guarantee</p> <p>Explore the Benyar Watch User Manual, covering international guarantee details, premium materials like stainless steel and titanium, detailed function illustrations for time and date setting, mechanical watch operation, and essential care instructions.</p>
	<p>BENYAR Watch User Manual and International Guarantee Certificate</p> <p>Comprehensive user manual and international guarantee details for BENYAR watches, covering operation, maintenance, materials, and technical specifications.</p>
	<p>BENYAR BY-5140 Watch Setting Guide</p> <p>Comprehensive guide to setting the time, date, and using the stopwatch and tachymeter functions of the BENYAR BY-5140 chronograph watch.</p>
 <p>USER'S MANUAL INTERNATIONAL GUARANTEE</p>	<p>Benyar Watch User Manual and International Guarantee</p> <p>Explore the Benyar Watch User Manual, covering international guarantee details, premium materials like stainless steel and titanium, detailed function illustrations for time and date setting, mechanical watch operation, and essential care instructions.</p>
	<p>BENYAR Watch User Manual and International Guarantee Certificate</p> <p>Comprehensive user manual and international guarantee details for BENYAR watches, covering operation, maintenance, materials, and technical specifications.</p>
	<p>BY BENYAR BY-5160 Chronograph Watch Setting Guide</p> <p>Comprehensive guide to setting the time, date, and operating the chronograph functions of the BY BENYAR BY-5160 watch. Learn how to use the tachymeter and stopwatch features.</p>

