

PAXA PAXAOpenAirUltraAI02

PAXA Ai Translator Earbuds

USER MANUAL

Model: PAXAOpenAirUltraAI02

1. Introduction

The PAXA Ai Translator Earbuds are a versatile 3-in-1 device designed for seamless two-way translation, real-time communication, and high-quality audio playback. Featuring advanced AI technology, Bluetooth 5.4 connectivity, and a convenient touch screen housing, these earbuds are ideal for foreign travel, language learning, and business interactions. This manual provides comprehensive instructions for setup, operation, maintenance, and troubleshooting to ensure optimal performance of your device.



Image: The PAXA Ai Translator Earbuds, showing both earbuds and the compact charging case with its integrated touch screen.

2. What's in the Box

Upon opening your PAXA Ai Translator Earbuds package, you should find the following items:

- AI Translation Earbuds (Left & Right)
- Type-C Charging Cable
- User Manual

Your browser does not support the video tag.

Video: An unboxing demonstration of the PAXA Ai Translator Earbuds, showcasing the contents of the package and initial handling of the device.

3. Setup Guide

3.1 Charging the Device

Before first use, fully charge the earbuds and the charging case. Connect the provided Type-C charging cable to the charging port on the case and a power source. The charging case features a 300mAh battery, providing up to 7 hours of usage on a single charge for the earbuds, and over 50 hours of total playback with multiple charges from

the case.

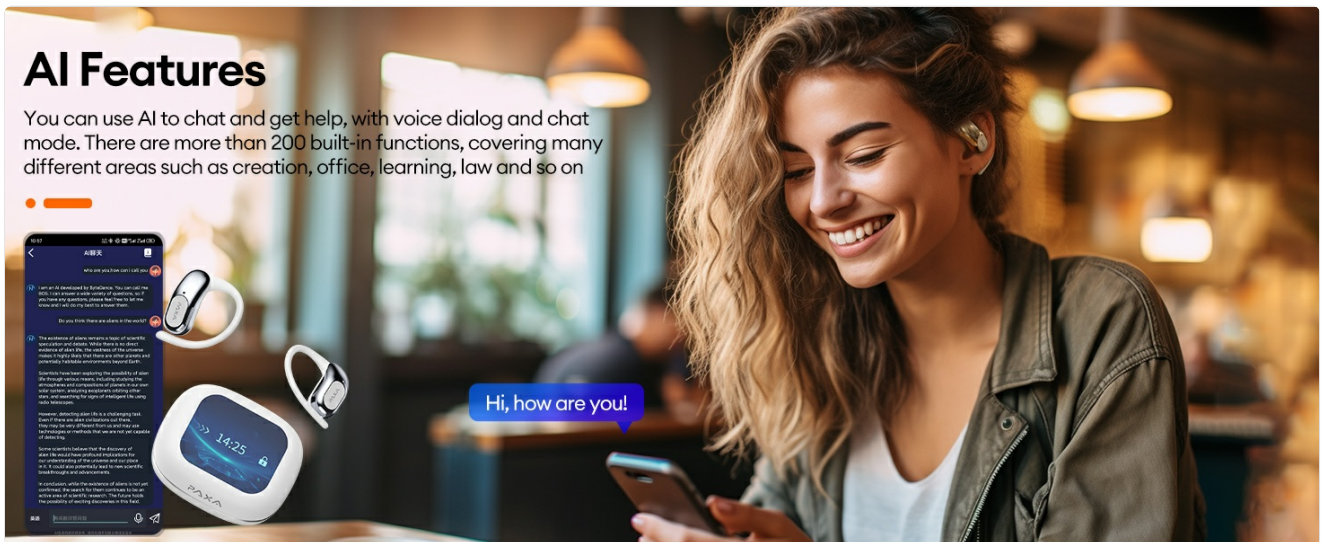


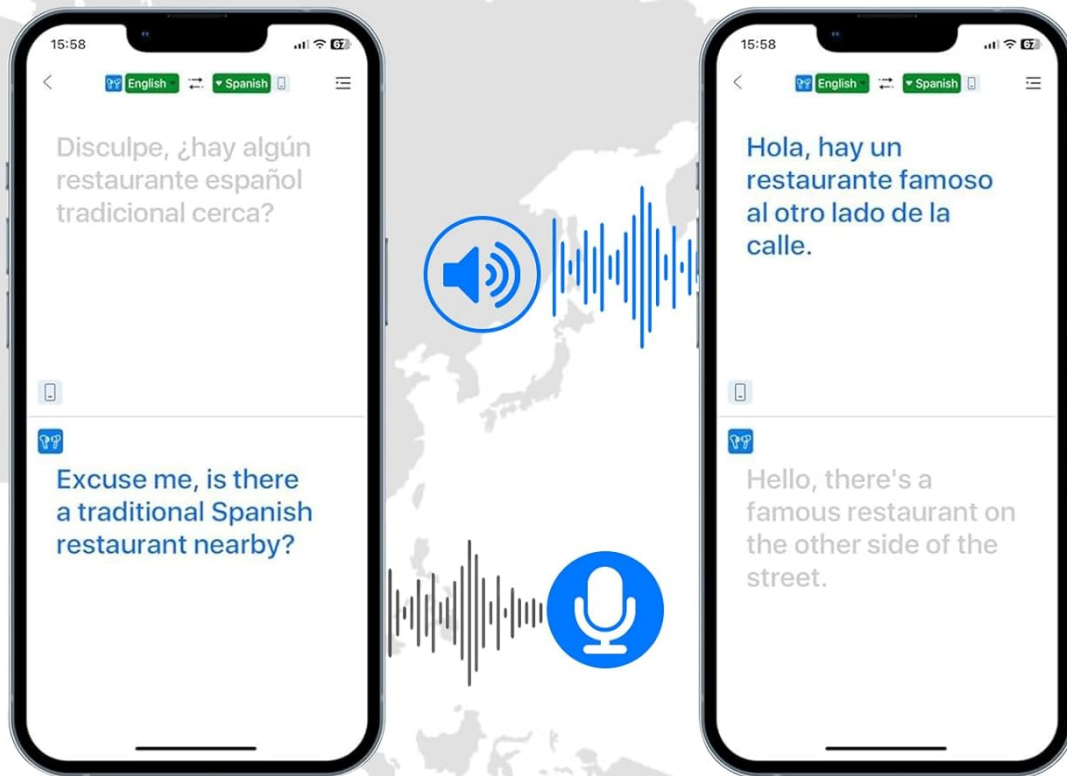
Image: Illustration of the extended battery life, showing 50+ hours with the charging case and 1.5 hours charge time.

3.2 App Installation and Pairing

To unlock the full potential of your PAXA Ai Translator Earbuds, download the dedicated application on your iOS or Android smartphone. The app facilitates pairing and provides access to advanced translation features and settings.

1. Scan the QR code in the quick start guide or search for "PAXA Translator" in your device's app store.
2. Install the application.
3. Open the charging case; the earbuds will automatically enter pairing mode.
4. Enable Bluetooth on your smartphone and select "PAXA OpenAirUltra" from the list of available devices.
5. Follow the on-screen prompts in the app to complete the pairing process.

Break Down Language Barriers Instantly



  Download APP on IOS/Android

Image: Visual representation of the app interface on a smartphone, demonstrating the real-time translation feature and prompting users to download the app.

4. Operating Instructions

4.1 Touch Screen Housing Functions

The touch screen on the charging case provides intuitive control over various functions:

- **Volume Control:** Tap the screen to adjust headphone volume.
- **Remote Camera Control:** Remotely control your smartphone's camera to take pictures.
- **Equalizer Adjustment:** Fine-tune audio settings.
- **Find Mode:** Tap to make the headphones emit a sound, helping you locate them if misplaced.

Multi-function Intelligence Touch Screen



Image: A detailed view of the multi-function intelligence touch screen on the charging case, displaying various control options and settings.

4.2 Earbud Touch Controls

Each earbud features a touch-sensitive area for convenient control of audio and calls:

- **Answer/End Call:** Click the headset touch area.
- **Reject Call:** Press and hold the earphone touch area for 2 seconds.
- **Start Mobile Voice Assistant:** Click the headset touch area.
- **Play/Pause:** Click the headset touch area.
- **Previous Song:** Double-click the left earphone touch area.
- **Next Song:** Double-click the right earphone touch area.
- **Volume +:** Triple-click the right earphone touch area.
- **Volume -:** Triple-click the left earphone touch area.

Anti-loss function Find headphones

When the earphones can't be found, the earphones make a sound, making it easier to find them

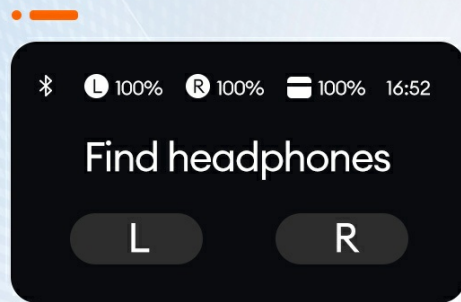


Image: Diagram illustrating the various touch controls on the left and right PAXA earbuds for call management, music playback, and volume adjustment.

4.3 Translation Features

The PAXA Ai Translator Earbuds offer robust translation capabilities:

- **Two-Way Translation:** Supports 144 languages with up to 95% accuracy, powered by advanced AI and adaptive learning.
- **Real-Time Translation:** Experience seamless conversations with minimal delay (0.5-1s latency).
- **Multiple Modes:** Includes Free Talk Mode, Recording Translation, Headphone+Phone mode, and Dual Ear Mode for various scenarios.
- **Live Conference Recording:** Instant recording upon startup with intelligent encryption.
- **Audio and Video Chat Online Translation:** Supports 21 languages for online communication, even if the other party doesn't have the app.

Smooth and natural AI instant translation

Come with one year free subscription



144
Languages


98%
Accuracy

0.5S
Respond Time

Image: Graphic highlighting the smooth and natural AI instant translation, showing 144 languages, 98% accuracy, and 0.5s response time.

4 Modes For Various Scenarios

Free Talk Mode



Recording Translation



Headphone+Phone mode



Dual Ear Mode



Image: Depiction of the four different translation modes: Free Talk Mode, Recording Translation, Headphone+Phone mode, and Dual Ear Mode, illustrating their use in various scenarios.

4.4 Audio Features

Enjoy superior sound quality with your PAXA earbuds:

- **16mm Moving-Coil Speakers:** Deliver 360° crystal-clear stereo sound with clear vocals and rich bass.
- **Bluetooth 5.4:** Ensures ultra-fast and stable connection without noticeable delays for music, voice calls, or translation.
- **ENC Call Noise Cancellation:** Enhances call clarity by reducing background noise.

ENC Call Noise Cancellation



Bluetooth 5.4



Full dynamic sound quality



Image: Diagram illustrating the ENC Call Noise Cancellation feature, Bluetooth 5.4 technology, and the internal components contributing to full dynamic sound quality.

5. Maintenance and Care

Proper maintenance ensures the longevity and optimal performance of your PAXA Ai Translator Earbuds:

- **Cleaning:** Regularly wipe the earbuds and charging case with a soft, dry, lint-free cloth. Avoid using abrasive materials or harsh chemicals.
- **Storage:** When not in use, store the earbuds in their charging case to protect them from dust and damage. Keep the device in a cool, dry place away from direct sunlight and extreme temperatures.
- **Water Resistance:** The earbuds are not waterproof. Avoid exposure to water, rain, or excessive moisture.
- **Battery Care:** To preserve battery life, avoid fully discharging the battery frequently. Charge the device regularly, even if not in constant use.

6. Troubleshooting

If you encounter issues with your PAXA Ai Translator Earbuds, refer to the following common solutions:

Problem	Possible Cause	Solution
Earbuds not pairing.	Bluetooth is off, earbuds not in pairing mode, or interference.	Ensure Bluetooth is enabled on your device. Place earbuds in case, close, then open to re-enter pairing mode. Move away from other wireless devices.
Translation accuracy issues.	Background noise, unclear speech, or specific accents.	Speak clearly and at a moderate pace. Reduce background noise if possible. Ensure the app is updated to the latest version for improved AI learning.
No sound from earbuds.	Low battery, not connected, or volume too low.	Charge the earbuds. Reconnect to your device. Increase volume on both earbuds and connected device.
Charging case touch screen unresponsive.	Temporary software glitch.	Restart the charging case by closing and reopening it, or by connecting/disconnecting the charging cable.
Earbuds lost/misplaced.	Physical misplacement.	Use the "Find headphones" feature on the charging case touch screen to make the earbuds emit a sound.

7. Specifications

Feature	Detail
Model Number	PAXAOpenAirUltraAI02
Battery Capacity	300mAh (charging case), 3 Lithium Polymer batteries (included)
Usage Time (Earbuds)	Up to 7 hours on a single charge
Total Playback Time (with case)	Over 50 hours
Bluetooth Version	5.4
Translation Languages	144 languages and accents
Translation Accuracy	Up to 95%
Response Time	0.5-1s latency
Speaker Size	16mm moving-coil speakers
Noise Cancellation	ENC Call Noise Cancellation
Item Weight	3.52 ounces
Package Dimensions	4.69 x 3.5 x 1.46 inches
Country of Origin	China

8. Warranty and Support

For warranty information and customer support, please refer to the contact details provided on the product packaging or visit the official PAXA website. The product includes a one-year free subscription for translation services. Please retain your proof of purchase for any warranty claims.

For further assistance, you may contact PAXA Direct, the seller, through their Amazon store page or the contact information provided with your product.

Online Resources:

- PAXA Store: <https://www.amazon.com/stores/PAXA/page/FB0072C2-10DA-4443-BD97-A4E2058FC92D>