

Manuals+

[Q & A](#) | [Deep Search](#) | [Upload](#)

manuals.plus /

- › [DeerRun](#) /
- › [DeerRun 2025 Upgrade Walking Pad User Manual](#)

DeerRun BA05-B1

DeerRun 2025 Upgrade Walking Pad User Manual

Model: BA05-B1

INTRODUCTION

The DeerRun 2025 Upgrade Walking Pad is a smart under-desk treadmill designed for home and office use, offering a convenient way to integrate fitness into your daily routine. This no-assembly required machine features a powerful 2.5 HP quiet motor, an LED display, and remote control, supporting users up to 300 lbs. It allows for adjustable speeds for walking, jogging, and light running, and integrates with the PitPat app for enhanced tracking and engagement.

SETUP AND ASSEMBLY

The DeerRun Walking Pad arrives fully assembled and is ready for immediate use right out of the box. No complex setup is required.



Image: The DeerRun Walking Pad is ready to use directly from its packaging, requiring no assembly.

For easy relocation and storage, the walking pad is equipped with built-in transport wheels. Simply lift one end and roll the unit to your desired location. It can be stored under furniture or in tight spaces due to its compact design.



Image: The walking pad features built-in wheels for effortless transportation and storage.

Included Components:

- Remote Control
- Lubricating Oil
- 5# Wrench
- Power Cord
- User Manual (this document)




Image: A visual representation of all items included in the DeerRun Walking Pad package.

OPERATING INSTRUCTIONS

Speed Adjustment and Modes:

The DeerRun Walking Pad offers adjustable speed settings to accommodate various fitness levels and activities. You can control the speed using the included remote control.

- **Working Mode:** 0.6 - 1.6 MPH (Ideal for eliminating sedentary stiffness while working).
- **Walking Mode:** 1.6 - 2.6 MPH (Suitable for daily healthy aerobics).

- **Jogging Mode:** 2.6 - 3.8 MPH (For fast fat burning fitness).



Image: Visual guide illustrating the three distinct speed modes and their recommended uses.

Using the PitPat App:

Enhance your fitness journey by connecting your DeerRun Walking Pad to the PitPat app. The app allows you to:

- Track every step, calorie, and milestone with precision.
- Join engaging challenges and earn rewards.
- Share your fitness triumphs with a community on social platforms.
- Access virtual athletic competitions 24/7.
- Record and store unlimited sports data in the cloud.
- Utilize over 200 free resources, including personalized AI coaching and tailored course runs.

Reduce Knee Impact



2 Soft Cushions



5-Layer Non-Slip Running Belt



No Deflect



Image: The PitPat app interface, demonstrating its capabilities for tracking and community interaction.

LED Display:

The integrated LED display provides real-time motion data, making it easy to monitor your progress. The display shows:

- Distance
- Speed
- Time
- Calories Burned

Large LED Motion Data Display

More Accurate And Easy To View



Image: The LED display clearly shows real-time workout metrics such as distance, speed, time, and calories.

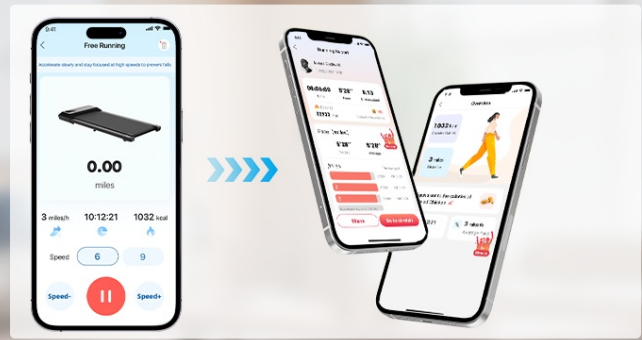
Quiet Operation:

The DeerRun Walking Pad is designed with a powerful yet quiet 2.5 HP motor, ensuring operation at less than 45dB. This allows you to exercise without disturbing others, making it suitable for any environment, including offices and shared living spaces.

EASILY MONITOR YOUR TRAINING DATA



The LED display accurately records your workout data, so you'll be kept informed of your training progress.



Download and connect the Pitpat App to join our own Sports Community, and you can to better grasp the state of exercise.

Image: The walking pad operates with minimal noise, ensuring a quiet exercise experience.

MAINTENANCE

Lubrication:

Regular lubrication of the running belt is essential for maintaining optimal performance and extending the lifespan of your walking pad. Use the provided lubricating oil as instructed in the detailed user manual (physical copy). Typically, lubrication is recommended every few months depending on usage frequency.

Cleaning:

Keep the walking pad clean by wiping down the surface and running belt with a damp cloth after each use. Ensure no dust or debris accumulates under the belt, as this can affect performance. Always unplug the device before cleaning.

TROUBLESHOOTING

If you encounter any issues with your DeerRun Walking Pad, please refer to the comprehensive troubleshooting section in the physical user manual. Common issues and their solutions are detailed there. If the problem persists, please contact customer support for assistance.

SPECIFICATIONS

Feature	Detail
Brand	DeerRun
Model Name	BA05-B1
Color	Golden
Product Dimensions	45"D x 20"W x 4.5"H
Item Weight	41 Pounds
Material	Alloy Steel

Maximum Speed	3.8 Miles per Hour
Minimum Speed	0.6 Miles per Hour
Special Feature	Compact Design, Portable Under Desk Treadmill, Smart Walking Pad
Maximum Horsepower	2.5 Horsepower
Maximum Weight Recommendation	300 Pounds
Deck Length	35.43 Inches
Deck Width	16.14 Inches
Assembly Required	No
Display Type	LED
Power Source	Corded Electric
Connectivity Technology	Power Cord
Control Program Name	DeerRun Treadmill Control App
Metrics Measured	Calories Burned, Distance, Speed, Time
UPC	769293106775

WARRANTY INFORMATION

The DeerRun Walking Pad comes with a comprehensive **12-month warranty** from the date of purchase. This warranty covers manufacturing defects and ensures long-term satisfaction with your product. Please retain your proof of purchase for warranty claims.

CUSTOMER SUPPORT

For any questions, concerns, or technical assistance, DeerRun offers **24/7 customer support**. Our team is ready to provide hassle-free assistance and ensure a worry-free experience with your treadmill.



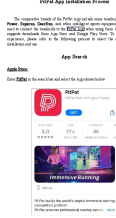





Image: DeerRun provides dedicated customer support for all inquiries.

Please refer to the contact information provided in your physical user manual or on the official DeerRun website for direct support channels.



Related Documents - BA05-B1

	<p>DeerRun Home Treadmill Instruction Manual: Assembly, Operation, and Safety Guide</p> <p>Comprehensive instruction manual for the DeerRun Home Treadmill (Model Q1 Mini/BA04). Covers safety precautions, assembly steps, operation, maintenance, and troubleshooting for optimal home fitness.</p>
	<p>PitPat BA05 Treadmill User Manual and Guidelines</p> <p>Comprehensive user manual for the PitPat BA05 treadmill, covering safety precautions, product instructions, setup guidance, operational guidelines, error codes, maintenance, workout routines, and service commitment. Includes technical specifications for BA05 models.</p>
	<p>PitPat App Installation Guide: Step-by-Step Instructions</p> <p>Detailed guide on how to install and register for the PitPat fitness app. Learn to connect your Star Power, Superun, or DeerRun treadmills and start your immersive running journey.</p>
	<p>HOMCOM B1-0097 Treadmill: Assembly, Operation, and Safety Guide</p> <p>Comprehensive instruction manual for the HOMCOM B1-0097 treadmill, covering assembly, safe usage, exercise routines, maintenance, and troubleshooting. Features 500W power, 110kg max weight, and LCD display.</p>
	<p>Life Fitness Arc Trainer Assembly Instructions - Models LF-ARC-LB-B1, LF-ARC-TB-B1, ARC-TB-CS-B1</p> <p>Comprehensive assembly instructions and setup guide for the Life Fitness Arc Trainer (LF-ARC-LB-B1, LF-ARC-TB-B1, ARC-TB-CS-B1). Includes safety, product overview, and assembly procedures.</p>
	<p>DeerRun Home Treadmill Instruction Manual: Assembly, Operation, and Safety Guide</p> <p>Comprehensive instruction manual for the DeerRun Home Treadmill (Model Q1 Mini/BA04). Covers safety precautions, assembly steps, operation, maintenance, and troubleshooting for optimal home fitness.</p>



[\[pdf\]](#) Test Report

FCC PART 15 news Test Report BT LE Hangzhou Ruze e commerce Co Ltd BA05 Treadmill for home 2A8B6 2A8B6BA05 ba05

Page 1 of 35 FCC ID:2A8B6-BA05 Report No.: LCSA05214007EA FCC TEST REPORT For Hangzhou Ruze E-commerce Co., Ltd Treadmill for home Test Model: BA05 Additional Model No.: BA05-A,**BA05-B1**,BA05-B2,BA05-C Prepared for Address : Hangzhou Ruze E-commerce Co., Ltd : Room 801-3, building 5, information ...

lang:en score:11 filesize: 1.13 M page_count: 35 document date: 2024-06-11



[\[pdf\]](#) Test Report

FCC PART 15 news Test Report 2G4WLAN Hangzhou Ruze e commerce Co Ltd BA05 Treadmill for home 2A8B6 2A8B6BA05 ba05

Page 1 of 37 FCC ID:2A8B6-BA05 Report No.: LCSA05214007EB FCC TEST REPORT For Hangzhou Ruze E-commerce Co., Ltd Treadmill for home Test Model: BA05 Additional Model No.: BA05-A,**BA05-B1**,BA05-B2,BA05-C Prepared for Address : Hangzhou Ruze E-commerce Co., Ltd : Room 801-3, building 5, information ...

lang:en score:11 filesize: 1.12 M page_count: 37 document date: 2024-06-11