

[manuals.plus](#) /

› [FOXBOX](#) /

› [FOXBOX DM4-A GPS Smart Watch User Manual](#)

FOXBOX DM4-A

FOXBOX DM4-A GPS Smart Watch User Manual

Model: DM4-A

INTRODUCTION

This manual provides detailed instructions for the operation and maintenance of your FOXBOX DM4-A GPS Smart Watch. Please read this manual thoroughly before using the device to ensure proper functionality and to maximize your user experience. Keep this manual for future reference.



Image: The FOXBOX DM4-A Smart Watch, showcasing its round AMOLED display, LED flashlight, and two interchangeable straps (leather and silicone). Insets show compass, altitude, and GPS tracking displays.

PACKAGE CONTENTS

Verify that all items are present in the package:

- 1x FOXBOX DM4-A Smart Watch
- 2x Watch Straps (one leather, one silicone)
- 1x Regulator (for strap adjustment, if applicable)
- 1x Charging Cable
- 1x User Manual



Image: An overview of the FOXBOX DM4-A Smart Watch package contents, including the watch, two straps, a charging cable, and the instruction manual.

SETUP

1. Charging the Device

Before first use, fully charge your FOXBOX DM4-A Smart Watch. Connect the magnetic charging cable to the charging contacts on the back of the watch and plug the USB end into a power adapter (not included) or a computer's USB port. The watch display will indicate charging status.

2. App Installation

To unlock the full functionality of your smart watch, download and install the **GloryFitPro** application on your smartphone.

- **For Android:** Search for "GloryFitPro" in the Google Play Store.
- **For iOS:** Search for "GloryFitPro" in the Apple App Store.
- Alternatively, scan the QR code provided in the watch manual or on the watch screen during initial setup, or visit <https://app.uteasy.com/app-download/GloryFitPro/download/index.html>.

3. Pairing with Smartphone

Follow these steps to pair your smart watch with the GloryFitPro app:

1. Ensure your phone's Bluetooth is turned on.
2. Open the GloryFitPro app on your smartphone.
3. In the app, navigate to the 'Device' section and select 'Add Device'.
4. The app will search for available devices. Select "DM4" or "DM4-A" from the list.
5. A pairing request will appear on your phone. Confirm by selecting "Pair".
6. Once connected, you can enable or disable the call function within the watch settings or app.
7. Ensure "Connected to Call audio" is enabled in your phone's Bluetooth settings for the watch.
8. After successful connection, you can make and receive calls directly from your watch.

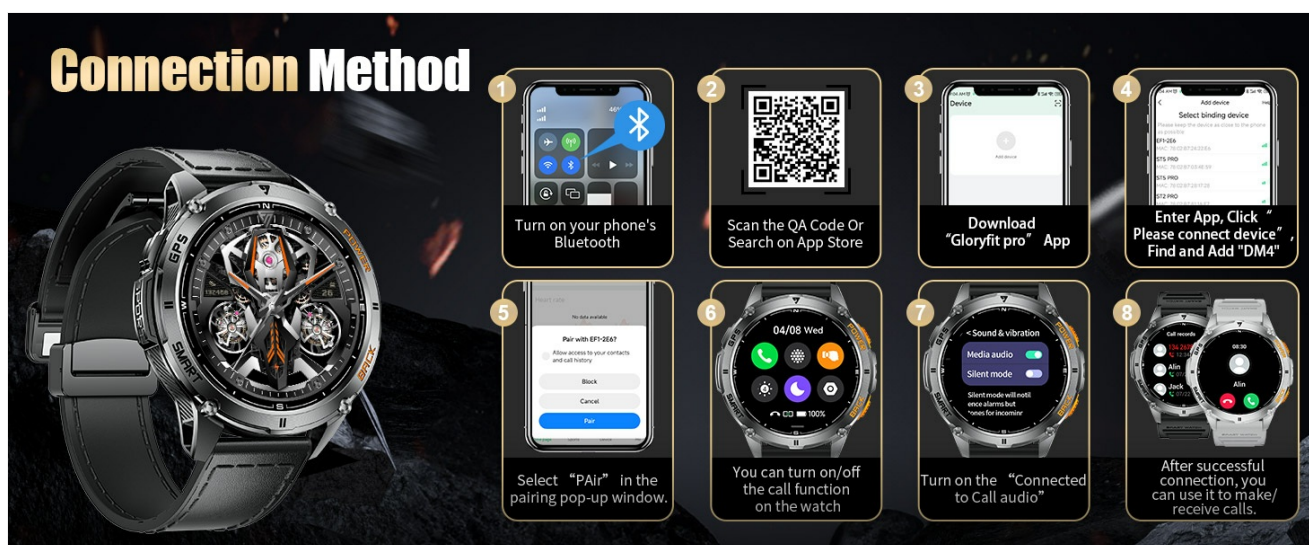


Image: A visual guide illustrating the 8 steps for connecting the FOXBOX DM4-A Smart Watch to a smartphone using the GloryFitPro application, including Bluetooth activation, app search, pairing confirmation, and call audio setup.

4. Strap Installation

The watch comes with two interchangeable straps. To attach a strap, align the spring bar with the lug holes on the watch body and push the pin inward to secure it. Release the pin once it is seated in the hole. Repeat for the other side. Ensure both ends are securely fastened before wearing.

OPERATING THE DEVICE

1. Basic Navigation

- **Touchscreen:** Swipe left/right, up/down to navigate menus and access features. Tap to select.
- **Side Buttons:** The watch features multiple physical buttons for quick access to functions like power, back, and specific modes. Refer to the watch face for button labels (e.g., "POWER", "BACK").

2. Display Features

The DM4-A features a 1.43-inch AMOLED HD display with 466x466 pixels resolution and up to 1000 nits peak brightness, ensuring clear visibility even in direct sunlight.

- **Raise to Wake:** Lift your wrist to automatically turn on the screen.
- **Always-on Display (AOD):** This feature allows the time and basic information to remain visible on the screen at all times. Enable/disable via watch settings.
- **Cover Lock:** Once enabled in settings, you can turn off the display by covering it with your palm. The watch will enter standby mode.

1.43" AMOLED DISPLAY

AMOLED screen brings you vivid visual colors and smooth operation experience.



Image: Details of the 1.43-inch AMOLED display, highlighting its HD quality, color accuracy, 9H hardness glass, and the 'Cover Lock' feature which allows turning off the screen by covering it with your hand.

3. LED Flashlight

The watch is equipped with a powerful LED flashlight on its right side, providing an illumination distance of 6-8 meters. This can be used for nighttime activities, during power outages, or when searching for items in low light conditions.

- **Activation:** Access the flashlight function through the watch's menu or a designated shortcut button.
- **Modes:** May include standard illumination, flash mode, and SOS mode.

Note: Do not direct the light towards eyes.



Image: The integrated LED flashlight on the FOXBOX DM4-A Smart Watch, demonstrating its utility in various scenarios such as outdoor activities at night, during a power outage, and for finding small objects.

4. Communication Features

With Bluetooth 5.3 and a built-in speaker, the DM4-A allows for convenient communication.

- **Bluetooth Calling:** Answer or make calls directly from your watch. Access your contacts or use the dial pad.
- **Notifications:** Receive instant message reminders from your smartphone (e.g., SMS, social media apps).
- **Voice Assistant:** Interact with your phone's voice assistant through the watch for tasks like checking weather or playing music.

BLUETOOTH CALLING



Answer/Make Call



Smart Voice Assistant

How is the weather today?

play music

Call Jack.



Instant Message Reminder



Image: Visual representation of the FOXBOX DM4-A's communication capabilities, including answering/making calls, using a smart voice assistant, and receiving instant message notifications from various apps.

5. Watch Faces

Personalize your watch with over 200 watch faces available through the GloryFitPro app. You can also upload your own photos to create custom watch faces.

200+ WATCH DIALS

There are more than 200 dials to choose from in the app and DIY dials are supported to show your personality.



Image: A display of various watch faces available for the FOXBOX DM4-A, demonstrating the wide range of customization options and the ability to create DIY dials using personal photos.

6. GPS Functionality

The DM4-A features built-in GPS with single-frequency positioning technology, supporting 6 satellite systems: GPS, GLONASS, BDS, Galileo, NAVIC, and QZSS. This allows for fast and accurate positioning.

- **Tracking:** The watch can record and track activity paths.
- **Sensors:** Includes an internal compass, altitude pressurization, and altimeter sensors to display current position, altitude, and air pressure.

Note: The built-in GPS can only record and track activity paths; it does not provide navigation or mapping capabilities.

Keep You on Track to a Tee

Stray freely with DM4 that not only utilizes 6 satellite positioning systems for reliable coverage, but picks up L1 and L5 satellite signals, to maintain signal strength and consistency for pinpoint GPS tracking, which is unhindered by environmental interference or the smartwatch's tough stainless steel unibody, even in dense downtown areas.



The six satellite positioning systems supported include GPS, Galileo, GLONASS BeiDou, QZSS, and NAVIC (IRNSS).



Image: An illustration of the FOXBOX DM4-A Smart Watch's GPS capabilities, showing its connection to 6 major satellite positioning systems (GPS, GLONASS, BeiDou, Galileo, NAVIC, QZSS) for reliable outdoor tracking.

Keep Your Head in the Game

DM4 contains internal compass and barometric altimeter sensors that display your current heading, altitude, and barometric pressure, so that you can navigate in the wilderness to your heart's content.



Compass

Orient yourself with accurate readings no matter where you venture



Altitude

Keep track of your current altitude and graph altitude trends



Air Pressure

Measure your current air pressure and view a graph of changes.

Image: The FOXBOX DM4-A Smart Watch displaying its compass, altitude, and air pressure features, useful for outdoor navigation and environmental monitoring.


7. Sports Modes


The watch supports over 170 sports modes, providing detailed data recording for activities such as heart rate, calories burned, and step count. It also offers intelligent recognition for 6 common sports:


- Regular exercise
- HIIT
- Trail run
- Strength training
- Skateboarding
- Climbing


178 Sports Modes

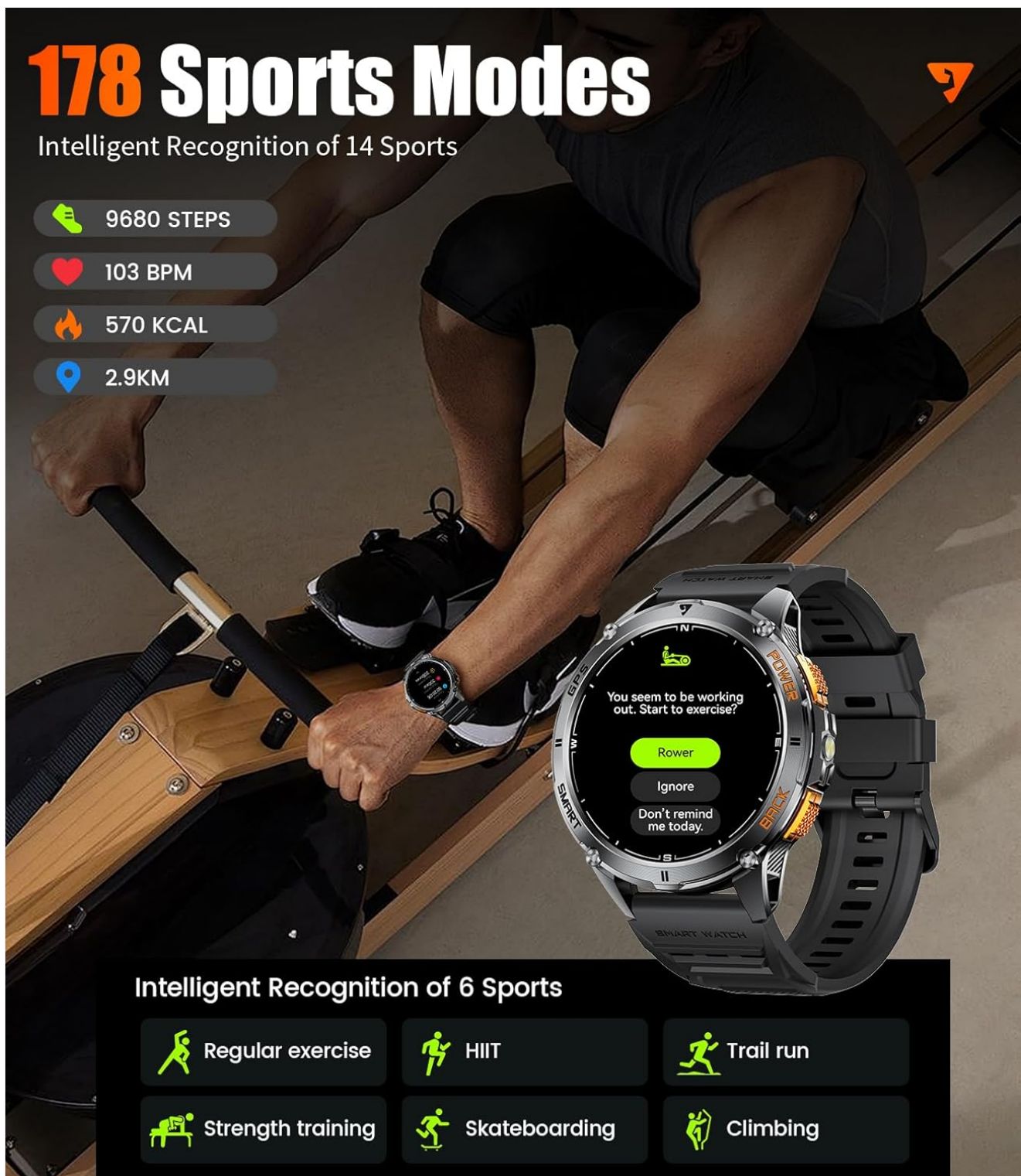
Intelligent Recognition of 14 Sports

 9680 STEPS

 103 BPM


 570 KCAL


 2.9KM





Intelligent Recognition of 6 Sports

 Regular exercise

 HIIT

 Trail run

 Strength training

 Skateboarding


 Climbing

Image: A user engaging in a rowing exercise while wearing the FOXBOX DM4-A Smart Watch, which displays activity metrics like steps, BPM, calories, and distance. The image also highlights the watch's 178 sports modes and intelligent recognition for 6 specific activities.

8. Health Monitoring

The DM4-A continuously monitors key health metrics:

- **Heart Rate:** Real-time heart rate tracking.
- **Blood Oxygen (SpO2):** Measures blood oxygen saturation levels.
- **Sleep Monitor:** Tracks sleep stages (awake, REM, light sleep, deep sleep) and duration to help you understand your sleep patterns.



Image: The FOXBOX DM4-A Smart Watch displaying health monitoring features, including heart rate, blood oxygen (SpO2), and detailed sleep tracking data with different sleep stages.

9. Other Functions

The smart watch offers additional convenient features:

- Weather forecasts
- Alarms
- Timers
- Stopwatch
- Pedometer
- Calculator

- World Clock
- Find My Phone
- Music Control
- Camera Control (remote shutter)
- Do Not Disturb (DND) mode



Image: A compilation of additional features available on the FOXBOX DM4-A Smart Watch, such as voice assistant, calculator, world clock, 'Find My Phone' function, music and camera controls, and weather forecasts.

MAINTENANCE

1. Water Resistance

The FOXBOX DM4-A Smart Watch has an IP68 waterproof rating and is 5ATM resistant, making it suitable for swimming and daily use without concern for water splashes or rain. Avoid hot water, saunas, or diving to extreme depths.



Image: A person swimming while wearing the FOXBOX DM4-A Smart Watch, demonstrating its 5ATM and IP68 water resistance, suitable for aquatic activities.

2. Cleaning

Regularly clean your watch and straps with a soft, dry cloth. If necessary, use a slightly damp cloth with mild soap and water, then dry thoroughly. Avoid harsh chemicals or abrasive materials.

3. Battery Care

The watch is equipped with a 530mAh Lithium Polymer battery. To prolong battery life:

- Avoid extreme temperatures.
- Charge the watch before the battery is completely depleted.
- If not using the watch for an extended period, charge it to about 50% before storing.

Expected battery life:

- Heavy Use: Up to 7 days
- Daily Use: 8-16 days
- Energy Saving Mode: Over 100 days

530mAh Battery life Extra-Long

Elevate your experience with lasting power at your fingertips. 7 Days

7 Days
Heavy Use

14⁺ Days
Daily Use

100⁺ Days
Energy Saving Mode



Image: The FOXBOX DM4-A Smart Watch highlighting its 530mAh battery capacity and providing estimated battery life durations for heavy use (7 days), daily use (14+ days), and energy-saving mode (100+ days).

4. Durability

The DM4-A is designed for rugged use, having passed 12 military-grade tests (U.S. MIL-STD-810H Quality). It features high-strength tempered glass and a fully enclosed zinc alloy body casing, offering resistance to:

- High and low temperatures (-40°C to 70°C)
- Pressure
- Dust
- Impact
- Corrosion



The image block contains four sub-images demonstrating the watch's durability: 1) The watch is shown amidst ice and snow, highlighting its performance in cold temperatures. 2) The watch is shown in a desert landscape under a bright sun, highlighting its performance in high heat. 3) A close-up shows a metal drill bit drilling into the watch's case, with sparks flying, illustrating its resistance to impact and pressure. 4) The watch is shown submerged in water with bubbles, illustrating its water resistance.

U.S. MIL-STD- 810H Quality

 5ATM & IP69K	 Anti-impact	 Anti-fuid -40C —70°C Dust-proof	 Dust-proof	 corrosion
---	--	---	---	--



MILITARY
GRADE
Drop-Tested
MIL-STD 810H
U.S.A.

Image: A collage demonstrating the military-grade durability of the FOXBOX DM4-A Smart Watch, showcasing its resistance to extreme temperatures, pressure, dust, impact, and corrosion, along with its IP68 waterproof rating.

TROUBLESHOOTING

- **Watch not turning on:** Ensure the watch is fully charged. Connect it to the charging cable and allow it to charge for at least 30 minutes before attempting to power it on.
- **Unable to pair with phone:**
 - a. Confirm Bluetooth is enabled on your phone.
 - b. Ensure the watch is within Bluetooth range of your phone.
 - c. Restart both your phone and the watch.
 - d. Clear the Bluetooth cache on your phone (if applicable) and try again.
- **Inaccurate health data:** Ensure the watch is worn snugly on your wrist, but not too tight. Clean the sensors on the back of the watch. Note that smart watch health data is for reference only and should not be used for medical diagnosis.
- **Notifications not appearing:**
 - a. Check app notification permissions on your phone for GloryFitPro.
 - b. Ensure the watch is connected via Bluetooth.
 - c. Verify that DND (Do Not Disturb) mode is not active on the watch.
- **GPS not locking:** Ensure you are in an open outdoor area with a clear view of the sky. Allow sufficient time for the watch to acquire satellite signals.

SPECIFICATIONS


Feature	Specification
Model Number	DM4-A
Display Size	1.43 Inches AMOLED
Resolution	466x466 pixels
Battery Capacity	530 mAh Lithium Polymer
Connectivity	Bluetooth 5.3
GPS	Built-in GPS (6 satellite systems)
Water Resistance	IP68, 5ATM
Operating System	GloryFitPro
Memory Storage Capacity	256 MB
Product Dimensions	10.63 x 21.65 x 0.51 inches

Feature	Specification
Item Weight	7.4 ounces
Special Features	GPS, Air Pressure, Altitude, Compass, AOD, Voice Assistant, Flashlight, 100+ Sport modes, Health tracker, Bluetooth Calling

WARRANTY AND SUPPORT

For warranty information and customer support, please refer to the documentation included with your purchase or contact FOXBOX customer service through their official channels. Keep your proof of purchase for warranty claims.

Related Documents - DM4-A



[Foxbox Quark Helix Smartwatch User Manual](#)

Comprehensive user manual for the Foxbox Quark Helix smartwatch, detailing setup, device connection, features like heart rate monitoring, sports modes, Bluetooth calls, and essential maintenance and precautions.



[Foxbox NUMA Smartwatch User Manual: Features, GPS, and Functions](#)

Comprehensive user manual for the Foxbox NUMA smartwatch, covering device description, GPS functionality, health measurements, connectivity, outdoor features, and technical specifications.



[Foxbox QUARK I NEON 3.0 Smartwatch User Manual](#)

Comprehensive user manual for the Foxbox QUARK I NEON 3.0 smartwatch, covering setup, features, specifications, and maintenance. Learn how to connect, use sports modes, monitor health, and more.




[Foxbox QUARK NEON 3.0 Smartwatch User Manual](#)

User manual for the Foxbox QUARK NEON 3.0 smartwatch, covering setup, functions, specifications, and precautions.



[FOXBOX 2025 Smart Wristband User Manual](#)

Comprehensive user manual for the FOXBOX 2025 smart wristband, covering setup, pairing, charging, specifications, troubleshooting, and precautions.



[Foxbox QUARK PROTON Smartwatch User Manual](#)

Comprehensive user manual for the Foxbox QUARK PROTON smartwatch, detailing setup, device connection, functions, specifications, and maintenance.