

## FOXBOX DM4-B

# FOXBOX DM4-B GPS Smart Watch User Manual

Model: DM4-B

This manual provides detailed instructions for the setup, operation, maintenance, and troubleshooting of your FOXBOX DM4-B GPS Smart Watch.

## 1. PRODUCT OVERVIEW

---

The FOXBOX DM4-B is a rugged GPS smart watch designed for active lifestyles. It features a 1.43-inch AMOLED display, built-in GPS with multi-satellite system support, a powerful 530mAh battery, and comprehensive health monitoring capabilities. It also includes a built-in LED flashlight and is designed to withstand various environmental conditions.



Figure 1: FOXBOX DM4-B Smart Watch with its key features displayed on the screen, including time, weather, and activity tracking. Two strap options, brown leather and black silicone, are shown.

## 2. What's in the Box

- 1 x FOXBOX DM4-B Smart Watch
- 2 x Watch Straps (one pre-installed, one additional)
- 1 x Regulator (tool for strap adjustment, if applicable)
- 1 x Charging Cable (magnetic)
- 1 x User Manual

Your browser does not support the video tag.

Video 1: An official product video demonstrating the FOXBOX DM4-B Smart Watch, highlighting its features and design. This video is provided by the seller.

Your browser does not support the video tag.

Video 2: A 7-second preview video showcasing the FOXBOX DM4-B Smart Watch's design and features. This video is provided by the seller.

## 3. SETUP GUIDE

### 3.1 Charging the Smart Watch

Before initial use, fully charge your smart watch. Connect the magnetic charging cable to the charging points on the back of the watch and plug the USB end into a compatible power source (e.g., USB wall adapter, computer USB port).

- The watch will not turn on with 0% battery. It needs to be charged for at least 15 minutes to start.

### 3.2 App Installation and Pairing

To unlock the full functionality of your FOXBOX DM4-B, you need to install the companion app, "GloryFitPro", on your smartphone.

1. Turn on your phone's Bluetooth.
2. Scan the QR Code provided in the watch manual or search for "GloryFitPro" in your smartphone's app store (compatible with Android 5.0+ and iOS 11.0+). You can also download it from [this link](#).
3. Open the "GloryFitPro" app.
4. In the app, click "Please connect device", then find and add "DM4".
5. Select "Pair" in the pairing pop-up window on your phone.
6. After successful connection, you can use the watch to make/receive calls and access other features.



Figure 2: Step-by-step guide illustrating the connection process between the FOXBOX DM4-B Smart Watch and the GloryFitPro application on a smartphone.

### 3.3 Strap Installation

The watch comes with two straps: a silicone strap and a leather strap. To change or install a strap:

1. Locate the quick-release pins on the back of the watch straps.
2. Slide the pin to detach or attach the strap to the watch lugs.
3. Ensure the strap is securely fastened before wearing.





Figure 3: The FOXBOX DM4-B Smart Watch presented with both its brown leather and black silicone strap options, highlighting the interchangeable design.

## 4. OPERATING INSTRUCTIONS

### 4.1 Basic Navigation

- **Swipe Up/Down:** Scroll through menus and notifications.
- **Swipe Left/Right:** Access quick functions or widgets.
- **Tap:** Select an item or confirm an action.
- **Side Buttons:** The watch features multiple side buttons for specific functions (e.g., Power, Back, Sport). Refer to the watch face for specific button labels.

### 4.2 Communication Features



With Bluetooth 5.3, the watch allows for convenient communication directly from your wrist.

- **Answer/Make Calls:** Use the built-in speaker and microphone to handle calls. Access contacts, call logs, or use the keypad to dial out.
- **Message Notifications:** Receive and view messages from your smartphone.
- **Voice Assistant:** Interact with your phone's voice assistant directly from the watch.

# BLUETOOTH CALLING

**Answer/Make Call**

**Smart Voice Assistant**

How is the weather today?  
play music  
Call Jack.

Tap the screen to speak

**Instant Message Reminder**

Notifications  
12:00 AM  
Aaron:  
Your takeaway is ...  
Clear all

f s X LINE M TALK i

Figure 4: The FOXBOX DM4-B Smart Watch demonstrating its Bluetooth calling capabilities, including contact lists, call logs, and a dial pad.

### 4.3 Health Monitoring

The DM4-B smart watch continuously monitors various health metrics to help you maintain a healthy state.

- **Heart Rate:** Continuous heart rate monitoring.
- **Blood Oxygen (SpO2):** Measures blood oxygen levels.



- **Sleep Monitor:** Tracks sleep stages and duration.
- **Stress Monitoring:** Measures stress levels.



Figure 5: The FOXBOX DM4-B Smart Watch's health monitoring features, including heart rate, blood oxygen, and detailed sleep tracking, are shown on the display.

#### 4.4 Sports Modes & GPS

The watch supports over 100 sports modes and features a built-in GPS for accurate activity tracking.

- **100+ Sports Modes:** Track detailed data such as heart rate, calories, and step count for various activities.
- **Built-in GPS:** Utilizes 6 satellite positioning systems (GPS, GLONASS, BDS, Galileo, NAVIC, and QZSS) for fast and accurate outdoor tracking. Note: The built-in GPS can record and track activity paths but does not provide navigation or mapping capabilities.
- **Internal Sensors:** Includes a compass, altitude pressurization, and altimeter sensors to show current

position, altitude, and air pressure.



Figure 6: The FOXBOX DM4-B Smart Watch tracking an outdoor route via its built-in GPS, with a corresponding map and activity statistics visible on a connected smartphone.



Figure 7: Visual representation of the FOXBOX DM4-B Smart Watch's advanced GPS capabilities, supporting six major satellite positioning systems for enhanced accuracy.

## 4.5 LED Flashlight

The watch includes a powerful LED flashlight on its right side, providing illumination for various situations.

- **Illumination Distance:** 6-8 meters.
- **Uses:** Nighttime illumination, finding items in emergencies, temporary light source during outdoor activities.
- **Caution:** Do not direct the light towards eyes.



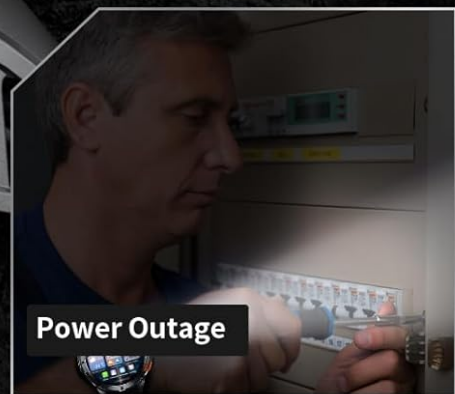
# LED Strong Flashlight



Whether it's for outdoor sports at night or indoor living lighting, help you light up every corner.



Outdoor activities at night



Power Outage



Finding Things

 Note: Do not direct the light towards eyes.

Figure 8: The integrated LED flashlight on the FOXBOX DM4-B Smart Watch, demonstrating its utility in low-light conditions for outdoor use, power outages, and general illumination.

## 4.6 Other Functions

The DM4-B offers a range of additional features for daily convenience:

- **Weather Forecasts:** Get real-time weather updates.
- **Alarms & Timers:** Set alarms and use the timer function.
- **Stopwatch:** For timing activities.
- **Calculator:** Basic calculations on your wrist.
- **Music Control:** Control music playback on your connected phone.
- **Camera Control:** Remotely trigger your phone's camera shutter.
- **Find My Phone:** Locate your misplaced smartphone.
- **Customizable Watch Faces:** Choose from over 200 watch faces or upload your own photos.

# 530mAh Battery life Extra-Long

Elevate your experience with lasting power at your fingertips. 7 Days

**7** Days  
Heavy Use

**14<sup>+</sup>** Days  
Daily Use

**100<sup>+</sup>** Days  
Energy Saving Mode



Figure 9: A collage of the FOXBOX DM4-B Smart Watch's diverse functionalities, such as voice assistant, calculator, world clock, phone finder, music and camera controls, and weather updates.





Figure 10: A variety of over 200 watch faces for the FOXBOX DM4-B Smart Watch, illustrating the extensive customization options available through the app, including uploading personal photos.

## 5. MAINTENANCE

### 5.1 Water Resistance

The FOXBOX DM4-B has an IP68 waterproof rating and is 5ATM water-resistant, making it suitable for swimming and exposure to rain. However, it is not recommended for hot showers, saunas, or diving activities where water pressure is high or temperature changes are extreme.





Figure 11: The FOXBOX DM4-B Smart Watch demonstrating its 5ATM and IP68 water resistance while being worn during swimming, indicating its suitability for water-based activities.

## 5.2 Cleaning

Regularly clean your smart watch and straps to ensure optimal performance and hygiene. Use a soft, damp cloth to wipe the screen and body. For the straps, follow the cleaning instructions specific to the material (silicone or leather).

- A screen protector cleaning cloth (wet and dry) is included for screen maintenance.

## 5.3 Battery Life

The watch is equipped with a 530mAh battery, offering extended usage times:

- Up to 40 days of standby time.
- 8-16 days of normal operation.



- Up to 7 days with heavy use.

To maximize battery life, manage screen brightness, disable unnecessary notifications, and limit continuous health monitoring when not required.



Figure 12: The FOXBOX DM4-B Smart Watch's impressive 530mAh battery capacity, detailing its endurance for heavy use (7 days), daily use (14+ days), and energy-saving mode (100+ days).

## 6. TROUBLESHOOTING

### 6.1 Watch Not Turning On

If the watch does not turn on, ensure it has sufficient battery. Connect it to the charger for at least 15 minutes before attempting to power it on again.

### 6.2 Pairing Issues

If you experience difficulty pairing the watch with your smartphone:

- Ensure Bluetooth is enabled on your phone.
- Make sure the watch is within range of your phone.

- Restart both your phone and the smart watch.
- Clear the Bluetooth cache on your phone and try pairing again.
- Ensure the "GloryFitPro" app is updated to the latest version.

### 6.3 Inaccurate Health Readings

While the watch provides health monitoring features, these are for reference only and should not be used for medical diagnosis. For accurate medical measurements, consult a healthcare professional.

- Ensure the watch is worn snugly on your wrist, but not too tight, for optimal sensor contact.
- Avoid excessive movement during measurements.

### 6.4 Notification Issues (e.g., RCS Texts)

Some advanced messaging features, such as RCS (Rich Communication Services) texts, may not be fully compatible with the watch's notification system. The watch primarily supports standard SMS notifications. If you are not receiving notifications:

- Check app permissions for "GloryFitPro" on your phone to ensure it has access to notifications.
- Verify that notifications are enabled within the "GloryFitPro" app settings for the desired applications.
- Ensure the watch is not in "Silent Mode" or "Do Not Disturb" mode.

## 7. SPECIFICATIONS

Feature	Detail
Model Number	DM4-B
Display	1.43-inch AMOLED (466x466 resolution)
Battery Capacity	530mAh Lithium Polymer
GPS	Built-in GPS (6 Satellite Positioning Systems)
Water Resistance	IP68, 5ATM
Connectivity	Bluetooth 5.3
Operating System	GloryFitPro
Memory Storage	256 MB
Special Features	LED Flashlight, Compass, Altimeter, Barometer, Heart Rate, SpO2, Sleep Monitor, Stress Monitor, 100+ Sport Modes, Voice Assistant, Music/Camera Control, Notifications, Alarms, Timer, Stopwatch, Calculator, World Clock, Find My Phone, Customizable Watch Faces.
Product Dimensions	10.63 x 21.65 x 0.51 inches
Item Weight	8.8 ounces




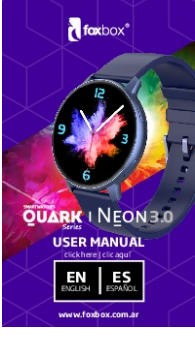




## 8. WARRANTY AND SUPPORT

For warranty information and customer support, please refer to the documentation included in your product packaging or visit the official FOXBOX website. You can also contact the seller directly through the platform where you purchased the product.

For additional support or inquiries, please visit the [FOXBOX Store on Amazon](#).

### Related Documents - DM4-B

 The image shows the cover of the Foxbox Quark Helix Smartwatch User Manual. It features a black smartwatch with a red and black strap. The text on the cover includes the Foxbox logo, 'QUARK   HELIX', 'USER MANUAL', and language options 'EN' (English) and 'ES' (Spanish). The website 'www.foxbox.com.ar' is at the bottom.	<p><a href="#">Foxbox Quark Helix Smartwatch User Manual</a></p> <p>Comprehensive user manual for the Foxbox Quark Helix smartwatch, detailing setup, device connection, features like heart rate monitoring, sports modes, Bluetooth calls, and essential maintenance and precautions.</p>
 The image shows the cover of the Foxbox NUMA Smartwatch User Manual. It features a white smartwatch with a white strap. The text on the cover includes the Foxbox logo, 'NUMA', 'MANUAL DE USUARIO', and language options 'ES' (Spanish) and 'EN' (English). The website 'www.foxbox.com.ar' is at the bottom.	<p><a href="#">Foxbox NUMA Smartwatch User Manual: Features, GPS, and Functions</a></p> <p>Comprehensive user manual for the Foxbox NUMA smartwatch, covering device description, GPS functionality, health measurements, connectivity, outdoor features, and technical specifications.</p>
 The image shows the cover of the Foxbox QUARK   NEON 3.0 Smartwatch User Manual. It features a smartwatch with a colorful, multi-colored strap. The text on the cover includes the Foxbox logo, 'QUARK   NEON 3.0', 'USER MANUAL', and language options 'EN' (English) and 'ES' (Spanish). The website 'www.foxbox.com.ar' is at the bottom.	<p><a href="#">Foxbox QUARK   NEON 3.0 Smartwatch User Manual</a></p> <p>Comprehensive user manual for the Foxbox QUARK   NEON 3.0 smartwatch, covering setup, features, specifications, and maintenance. Learn how to connect, use sports modes, monitor health, and more.</p>
 The image shows the cover of the Foxbox QUARK NEON 3.0 Smartwatch User Manual. It features a smartwatch with a colorful, multi-colored strap. The text on the cover includes the Foxbox logo, 'QUARK   NEON 3.0', 'USER MANUAL', and language options 'EN' (English) and 'ES' (Spanish). The website 'www.foxbox.com.ar' is at the bottom.	<p><a href="#">Foxbox QUARK NEON 3.0 Smartwatch User Manual</a></p> <p>User manual for the Foxbox QUARK NEON 3.0 smartwatch, covering setup, functions, specifications, and precautions.</p>

	<p><a href="#">FOXBOX 2025 Smart Wristband User Manual</a></p> <p>Comprehensive user manual for the FOXBOX 2025 smart wristband, covering setup, pairing, charging, specifications, troubleshooting, and precautions.</p>
	<p><a href="#">Foxbox QUARK PROTON Smartwatch User Manual</a></p> <p>Comprehensive user manual for the Foxbox QUARK PROTON smartwatch, detailing setup, device connection, functions, specifications, and maintenance.</p>