

Aroepurt Hanvon N10 Mini 2024 7.8-Inch eReader Case

Aroepurt Case for Hanvon N10 Mini 2024 7.8-Inch eReader - User Manual

Model: Hanvon N10 Mini 2024 7.8-Inch eReader Case

INTRODUCTION

This manual provides detailed instructions for the Aroepurt 360-degree rotating PU leather folio case, designed specifically for the Hanvon N10 Mini 2024 7.8-inch eReader. This case offers comprehensive protection and versatile viewing options for your device.

SETUP: INSTALLING YOUR eREADER

To ensure proper fit and protection, follow these steps to install your Hanvon N10 Mini 2024 eReader into the Aroepurt case.

- Verify Compatibility:** Before installation, confirm that your eReader is the Hanvon N10 Mini 2024 7.8-inch model. This case is precisely engineered for this specific device.
- Open the Case:** Lay the case flat on a clean surface and open the folio cover.
- Align the eReader:** Carefully align your Hanvon N10 Mini eReader with the internal frame of the case. Ensure that all ports, buttons, and the camera opening (if applicable) on your eReader match the cutouts in the case.
- Secure the eReader:** Gently press the eReader into the protective frame until it is securely seated. The case's design ensures a snug fit, providing all-around protection against drops and scratches.

MULTIPLE VIEWING

It turns into a convenient stand.
Frees your hands and gives you a
best viewing angle.


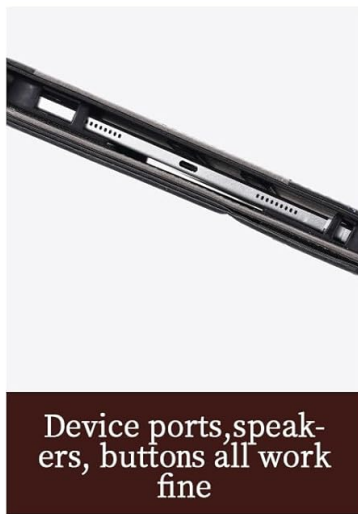



Figure 1: Inserting the Hanvon N10 Mini 2024 eReader into the case. This image illustrates the correct method for securing your device, highlighting the precise fit for the eReader's dimensions.

ALL-OVER- PROTECTION


Goes into every side & corner,



Device ports, speakers,
buttons all work
fine



Slim & Lightweight



It can protect the
plate very well

Figure 2: Detailed view of the case's protective features. This image shows how the case provides all-over protection, including precise cutouts for device ports, speakers, and buttons, while maintaining a slim and lightweight profile.

OPERATING: USING CASE FEATURES

The Aroepurt case offers several features to enhance your eReader experience.

Multi-Viewing Stand

The case is designed with an anti-slip strip that allows it to transform into a stable stand. This feature supports multiple viewing angles, freeing your hands for reading or viewing content.

COMPATIBLE WITH A LOT OF TABLET

Please kindly check your tablet size before purchase as shown



Figure 3: Multi-viewing stand functionality. The case folds into a convenient stand, utilizing an anti-slip stripe to provide stable support for various viewing angles.

360-Degree Rotation

The eReader can be rotated 360 degrees within the case, allowing for both portrait and landscape orientations while using the stand feature. This provides flexibility for different types of content and user preferences.

ADJUSTABLE MULTIPLE ANGLES

Supports multiple viewing angles with 360° free rotate



Figure 4: Adjustable multiple angles with 360-degree rotation. This image illustrates how the eReader can be freely rotated to achieve optimal viewing in both portrait and landscape modes.

Camera Access

The case includes reserved cutouts for the eReader's camera, ensuring that camera functionality is accessible without removing the device from the case. Note that the case features three pre-cutouts to accommodate tablets with different camera positions.

SUITABLE FOR DIFFERENT PLATES

The 3 pre-cutouts can be used by tablets with different camera positions




Figure 5: Camera cutouts for various tablet designs. This image highlights the three pre-cutouts, ensuring compatibility with different camera placements on various eReader models.

Storage Pocket

A convenient storage pocket is integrated into the case, allowing you to carry cards, documents, or cash alongside your eReader.

STORAGE POCKET

The pocket is convenient for carrying cards, documents, and cash



Figure 6: Integrated storage pocket. This image illustrates the practical storage pocket, suitable for carrying small items like cards, documents, or cash.

MAINTENANCE

To maintain the appearance and longevity of your Aroepurt PU leather case, follow these simple cleaning guidelines:

- **General Cleaning:** Wipe the exterior surface with a soft, damp cloth. For tougher spots, use a mild soap solution and then wipe clean with a separate damp cloth.
- **Avoid Harsh Chemicals:** Do not use abrasive cleaners, solvents, or harsh chemicals, as these can damage the PU leather material.
- **Drying:** Allow the case to air dry completely after cleaning. Do not expose it to direct sunlight or high heat.
- **Protection:** Avoid prolonged exposure to direct sunlight or extreme temperatures to prevent material degradation.

TROUBLESHOOTING

This section addresses common inquiries regarding the Aroepurt case.

- **Auto Sleep/Wake Functionality:** Please note that this case **does not support** any tablet's auto-sleep/wake function. You will need to manually turn your eReader's screen on and off.
- **Fit Issues:** If your eReader does not fit correctly, please ensure it is the Hanvon N10 Mini 2024 7.8-inch model. The case is designed for precise compatibility with this specific device. Refer to the product specifications for compatible device information.

SPECIFICATIONS

Feature	Detail
Brand	Aroepurt
Compatible Devices	Hanvon N10 Mini 2024
Product Dimensions	0.39 x 0.39 x 0.39 inches
Item Weight	2.46 ounces
Color	Black
Form Factor	Flip Case
Shell Type	Hybrid
Special Features	Card insertion, Stash the change, Thickened anti-drop corner protector + folding stand
What's in the box	1*Tablet Case

WARRANTY AND SUPPORT

For any questions, concerns, or support regarding your Aroepurt case, please contact the retailer or manufacturer directly. Please refer to your purchase documentation for specific warranty details.