

## Aroepurt Onyx Boox Lomonosov 10.01-Inch eReader Case

# Aroepurt 360-Degree Rotating Folio Case Instruction Manual

MODEL: FOR ONYX BOOX LOMONOSOV 10.01-INCH EREADER

### 1. Introduction

This manual provides instructions for the Aroepurt 360-Degree Rotating Folio Case, designed specifically for the Onyx Boox Lomonosov 10.01-Inch eReader. This case offers comprehensive protection, multiple viewing angles, and convenient features to enhance your eReader experience.



Image 1.1: Overview of the Aroepurt 360-Degree Rotating Folio Case, showcasing its design and stand functionality.

## 2. Setup: Installing Your eReader

---

1. **Open the Case:** Lay the folio case flat on a clean, stable surface.
2. **Position the eReader:** Carefully align your Onyx Boox Lomonosov 10.01-Inch eReader with the protective frame inside the case. Ensure the eReader's screen faces upwards.
3. **Secure the eReader:** Gently press the eReader into the frame until it is securely seated. The frame is designed to hold the device firmly while allowing access to ports and buttons.
4. **Close the Folio:** Fold the front cover over the eReader to protect the screen. The magnetic clasp will help keep it closed.

# COMPATIBLE WITH A LOT OF TABLET

Please kindly check your tablet size before purchase as shown



Image 2.1: An eReader securely installed within the Aroepurt folio case, demonstrating proper fit and port access.

## 3. Operating the Case Features

### 3.1. Using the Stand Function

The case features a built-in stand for hands-free viewing. To activate the stand:

1. **Open the Cover:** Open the front cover of the case.
2. **Fold into Stand:** Fold the cover back and utilize the anti-slip strips on the interior to prop up your eReader at your desired viewing angle.

# MULTIPLE VIEWING

It turns into a convenient stand.  
Frees your hands and gives you a  
best viewing angle.




Image 3.1: The case configured as a stand, highlighting the anti-slip stripe for stable viewing at various angles.

## 3.2. 360-Degree Rotation

The eReader frame can rotate 360 degrees, allowing for both portrait and landscape viewing orientations while in stand mode.

1. **Adjust Stand:** Ensure the case is in stand mode.
2. **Rotate Device:** Gently rotate the eReader within its frame to switch between portrait and landscape views. The rotation mechanism is designed for smooth adjustment.

# ADJUSTABLE MULTIPLE ANGLES

Supports multiple viewing angles with 360° free rotate



Image 3.2: Visual representation of the 360-degree rotation feature, enabling flexible viewing orientations.

## 3.3. Camera Access

The case includes specific cutouts to ensure the eReader's rear camera remains accessible for use without removing the device from the case.

# SUITABLE FOR DIFFERENT PLATES

The 3 pre-cutouts can be used by tablets with different camera positions




Image 3.3: Close-up of the case's rear, illustrating the pre-cut openings designed to accommodate various camera positions.

## 3.4. Storage Pocket

A convenient storage pocket is integrated into the front cover, suitable for carrying cards, documents, or small notes.

# STORAGE POCKET

The pocket is convenient for carrying-cards, documents, and cash



Image 3.4: The integrated storage pocket on the case, demonstrating its capacity for small items like cards or cash.

## 4. Protection and Design

The Aroepurt folio case is constructed from durable synthetic leather with a soft, anti-slip interior. It provides all-around protection against scratches, shocks, fingerprints, and dust. The design ensures that all device ports, speakers, and buttons remain fully accessible.

*Note: This case does not support any tablet's auto-sleep/wake function.*

# ALL-OVER- PROTECTION

Goes into every side & corner,



Device ports, speakers,  
buttons all work  
fine



Slim & Lightweight



It can protect the  
plate very well

Image 4.1: Details of the case's protective features, including reinforced corners, slim profile, and precise cutouts for ports and buttons.

## 5. Maintenance

To maintain the appearance and longevity of your case:

- **Cleaning:** Wipe the exterior with a soft, damp cloth. Avoid harsh chemicals or abrasive cleaners.
- **Storage:** Store the case in a cool, dry place away from direct sunlight when not in use.
- **Avoid Overfilling:** Do not overfill the storage pocket, as this may strain the material or prevent the case from closing properly.

## 6. Troubleshooting

- **eReader Does Not Fit:** Ensure your device is an Onyx Boox Lomonosov 10.01-Inch eReader. This case is specifically designed for this model. Refer to your eReader's specifications for exact dimensions.
- **Stand Instability:** Ensure the anti-slip strips are properly engaged with the edge of the eReader. Adjust the angle to find a stable position.
- **Case Not Closing:** Check if any items in the storage pocket are preventing the case from closing fully. Remove any excess items.

## 7. Specifications



<b>Compatible Devices</b>	Onyx Boox Lomonosov 10.01-Inch eReader
<b>Material</b>	Premium Durable Synthetic Leather (PU Leather)
<b>Features</b>	360-Degree Rotation, Multi-Viewing Angles, Stand Function, Anti-slip Strip, Camera Cutouts, Storage Pocket, All-over Protection
<b>Color</b>	Black
<b>Form Factor</b>	Flip Case / Folio Cover
<b>Item Weight</b>	2.46 ounces (approx. 70 grams)
<b>Product Dimensions</b>	0.39 x 0.39 x 0.39 inches (approximate, for case itself)



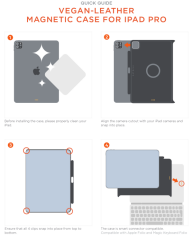

## 8. Warranty and Support

For warranty information or product support, please refer to the retailer or manufacturer's official website where the product was purchased. Keep your proof of purchase for any warranty claims.

For general inquiries, you may contact Aroepurt customer service through their official channels, if available.

### Related Documents - Onyx Boox Lomonosov 10.01-Inch eReader Case

	<p><a href="#">Declaration of Conformity for ONYX BOOX E-readers - Technical Regulations Compliance</a></p> <p>Official Declaration of Conformity for ONYX BOOX e-readers, confirming compliance with EAEU Technical Regulations TR CU 020/2011 (Electromagnetic Compatibility) and TR EAEU 037/2016 (Restriction of Hazardous Substances). Details applicant (MK-CENTER LLC), manufacturer (ONYX INTERNATIONAL INC.), production sites, product models, and applicable standards.</p>
	<p><a href="#">BOOX Page E-reader User Manual: Features, Setup, and Usage</a></p> <p>Comprehensive user manual for the BOOX Page e-reader. Covers setup, NeoReader, apps, settings, and device specifications from Guangzhou Onyx International Inc.</p>

	<p><a href="#">PIVOT A35A User Guide: Protective Case for iPad Mini (6th Gen &amp; A17 Pro)</a></p> <p>Official user guide for the PIVOT A35A case, offering detailed instructions on installation, features, and compatibility for iPad Mini (6th generation) and iPad Mini (A17 Pro). Learn about protection, functionality, and mounting solutions.</p>
	<p><a href="#">BOOX M92 User Manual - Onyx International eReader Guide</a></p> <p>Comprehensive user manual for the Onyx BOOX M92 eReader, covering setup, basic operations, reading books, managing files, using applications, settings, technical specifications, and firmware updates.</p>
	<p><a href="#">Satechi Vegan-Leather Magnetic Case for iPad Pro - Quick Guide</a></p> <p>A quick guide detailing the installation and compatibility of the Satechi Vegan-Leather Magnetic Case for iPad Pro, designed for seamless integration with Apple devices and accessories.</p>
	<p><a href="#">BOOX GO COLOR 7 (GEN II) Краткое руководство пользователя</a></p> <p>Краткое руководство пользователя для устройства чтения электронных книг BOOX GO COLOR 7 (GEN II), охватывающее комплектацию, описание устройства, начало работы, функции чтения, словарь, предупреждения и технические характеристики.</p>