

## Aroepurt Moaan Mix 7S

# Aroepurt Moaan Mix 7S 7.0-Inch eReader Case User Manual

Model: Moaan Mix 7S Case

## 1. INTRODUCTION

This manual provides instructions for the Aroepurt Protective Case designed for the Moaan Mix 7S 7.0-Inch eReader. It covers product features, setup, operation, and maintenance to ensure optimal use and protection for your device.

## 2. PRODUCT OVERVIEW

The Aroepurt Moaan Mix 7S eReader Case is a PU leather folio cover engineered for comprehensive protection and versatile functionality. It features a 360-degree rotation mechanism and multi-viewing angles for enhanced user experience.

### Key Features:

- **360-Degree Rotation:** Allows for both portrait and landscape viewing orientations.
- **Multi-Viewing Angles:** Integrated stand with anti-slip strips provides stable support at various angles.
- **All-Over Protection:** Durable synthetic PU leather exterior and soft anti-slip interior protect against scratches, shocks, fingerprints, and dust.
- **Storage Pocket:** Conveniently located pocket for carrying cards, documents, or cash.
- **Precise Cutouts:** Designed with reserved openings for device ports, speakers, and buttons, ensuring full accessibility. Includes multiple camera cutouts for compatibility.
- **Slim & Lightweight Design:** Adds minimal bulk to your eReader.

### What's in the Box:

- 1 x Aroepurt Moaan Mix 7S 7.0-Inch eReader Case



Image 2.1: The Aroepurt Moaan Mix 7S eReader Case in red and black, showcasing its folio design and stand capabilities.

### 3. SETUP

---

To install your Moaan Mix 7S eReader into the Aroepurt case, follow these steps:

1. **Verify Compatibility:** Ensure your device is the Moaan Mix 7S 7.0-Inch eReader. Please check your tablet size before purchase.
2. **Insert Device:** Gently align your eReader with the protective frame inside the case. Press firmly but carefully to secure the eReader into the frame. Ensure all corners are properly seated.
3. **Check Access:** Confirm that all ports, buttons, and speakers are accessible through the case's cutouts. The case includes multiple pre-cutouts to accommodate different camera positions.

# COMPATIBLE WITH A LOT OF TABLET

Please kindly check your tablet size before purchase as shown



Image 3.1: Illustration of the case's compatibility, emphasizing the importance of checking tablet dimensions.



# SUITABLE FOR DIFFERENT PLATES

The 3 pre-cutouts can be used by tablets with different camera positions



Image 3.2: Detail showing the three pre-cutouts designed to accommodate various camera positions on different tablets.

## 4. OPERATING INSTRUCTIONS

The Aroepurt case offers flexible viewing options for your eReader.

### Using the Stand Function:

1. **Open the Cover:** Fold back the front cover of the case.
2. **Position the Stand:** Utilize the anti-slip strip design on the interior of the cover to prop up your eReader at your desired viewing angle. The anti-slip strips ensure stability.

### 360-Degree Rotation:

The case allows for 360-degree rotation of your eReader within the frame, enabling seamless switching between portrait and landscape orientations without removing the device from the case.

# MULTIPLE VIEWING

It turns into a convenient stand.  
Frees your hands and gives you a  
best viewing angle.

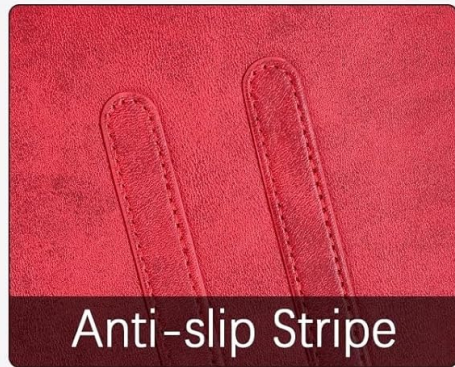


Image 4.1: The case configured for multiple viewing angles, highlighting the anti-slip stripe for stability.

# ADJUSTABLE MULTIPLE ANGLES

Supports multiple viewing angles with 360° free rotate



Image 4.2: Visual representation of the 360-degree rotation feature, allowing for flexible screen orientation.

## Using the Storage Pocket:

The integrated storage pocket on the front cover provides a convenient space for small items such as cards, notes, or cash.



# STORAGE POCKET

The pocket is convenient for carrying cards, documents, and cash



Image 4.3: The case displaying its storage pocket, suitable for carrying small personal items.

## 5. MAINTENANCE

To maintain the appearance and longevity of your Aroepurt eReader case:

- **Cleaning:** Wipe the exterior with a soft, damp cloth. Avoid harsh chemicals or abrasive cleaners.
- **Storage:** Store the case in a cool, dry place away from direct sunlight and extreme temperatures.
- **Avoid Sharp Objects:** Prevent contact with sharp objects to avoid scratching the PU leather surface.

## 6. TROUBLESHOOTING

- **Camera Usage:** The case has a reserved back camera opening to support camera usage. Ensure your eReader's camera aligns with one of the provided cutouts.
- **Auto-Sleep/Wake Function:** This case does not support any tablet's auto-sleep/wake function. Manual locking/unlocking of your eReader is required.

## 7. SPECIFICATIONS

Brand	Aroepurt
Compatible Devices	Moaan MIX 7S
Material	Synthetic PU Leather
Form Factor	Flip Case
Color	Red (as per current product)
Special Features	Card insertion, Storage pocket, Thickened anti-drop corner protector, Folding stand, 360-degree rotation
Product Dimensions	0.39 x 0.39 x 0.39 inches
Item Weight	2.46 ounces

# ALL-OVER-PROTECTION

Goes into every side & corner





Device ports, speakers, buttons all work fine



Slim & Lightweight



It can protect the plate very well

Image 7.1: The case highlighting its protective features, slim profile, and precise cutouts for device functionality.






## 8. WARRANTY AND SUPPORT

For warranty information or customer support regarding your Aroepurt Moaan Mix 7S eReader Case, please refer to the seller's policies on the platform where the product was purchased. Keep your purchase



receipt as proof of purchase.  
For general inquiries, you may contact the seller directly through the respective online marketplace.

Related Documents - Moaan Mix 7S

	<p><a href="#">WMF KULT X Mix &amp; Go Blender User Manual</a></p> <p>Comprehensive user manual for the WMF KULT X Mix &amp; Go blender, covering safety instructions, operation, cleaning, and maintenance for various models including Mix &amp; Go, Mix &amp; Go Duo, and Mix &amp; Go Keep Cool.</p>
	<p><a href="#">Mircom MIX-4090 Device Programmer: Installation and Maintenance Guide</a></p> <p>Comprehensive guide for installing and maintaining the Mircom MIX-4090 Device Programmer, detailing its features, operation, address programming, and parameter reading for MIX-4000 series fire alarm devices.</p>
	<p><a href="#">2mag MIX-series Magnetic Stirrers: Operation Manual and Technical Specifications</a></p> <p>Detailed operation manual for the 2mag MIX-series magnetic stirrers, covering product overview, application fields, installation, operation, maintenance, troubleshooting, technical details, and EU declaration of conformity. Includes models MIX 1, MIX 6, MIX 15, MIX 15 eco, MIX 8 XL, and MIX 12 XL.</p>
	<p><a href="#">WMF KULT X Mix &amp; Go Blender User Manual</a></p> <p>This document provides comprehensive instructions for the WMF KULT X Mix &amp; Go blender, covering safe operation, assembly, cleaning, and maintenance. It details the features of various models including Mix &amp; Go, Mix &amp; Go Duo, and Mix &amp; Go Keep Cool.</p>
	<p><a href="#">eDW PUNCH Kit List for Alesis Strike</a></p> <p>A comprehensive list of the 27 kits included in the eDW PUNCH Kit for Alesis Strike, detailing instrument mixes, articulations, and descriptions for each kit. Includes information on snare and tom articulations and sampled drum specifications.</p>



## [Dreame H15 Mix Wet and Dry Vacuum User Manual](#)

User manual for the Dreame H15 Mix Wet and Dry Vacuum Floor Washer, providing detailed instructions on safety, operation, maintenance, troubleshooting, and specifications for optimal cleaning performance.