

[Manuals.plus](#) /

> [Zenna Home](#) /

> Zenna Home Tension Shower Curtain Rod (Model E76F1STBK) Instruction Manual

## Zenna Home E76F1STBK

# Zenna Home Tension Shower Curtain Rod

**MODEL: E76F1STBK**

Brand: Zenna Home

### Introduction

---

Thank you for choosing the Zenna Home Tension Shower Curtain Rod. This adjustable, rustproof rod offers a convenient and damage-free solution for hanging shower curtains, window treatments, or creating additional storage. Its advanced tension technology ensures a secure hold without the need for drilling or tools. Please read this manual carefully before installation and use to ensure optimal performance and longevity of your product.



**STRONG HOLD**



**EASY NO DRILL  
INSTALL**



**ADJUSTS FROM  
66 TO 110 INCHES**

**#1 SHOWER ROD  
SUPPLIER IN USA**



Image: Zenna Home Tension Shower Curtain Rod installed in a bathroom.

## Product Features

- **Adjustable Length:** Customizable length ranging from 26 to 76 inches to fit various spaces.


# 50 INCHES OF ADJUSTABILITY!

Fits all standard tub or stall  
shower enclosures


26 - 76 in



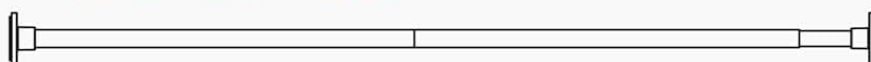
▶ 26 to 41 inches




▶ 42 to 48 inches



▶ 49 to 62 inches



▶ 63 to 76 inches



**Sturdy 1 in  
diameter**

1 in

Image: Diagram illustrating the adjustable length options of the rod.

- **Rustproof Construction:** Made from sturdy stainless steel with a matte black finish, designed to resist rust in humid bathroom environments.



# RUSTPROOF ALUMINUM

High durability, built to last

Image: Close-up showing the rustproof feature of the rod.

- **Easy No-Drill Installation:** Utilizes advanced tension technology for quick and secure setup without tools or drilling.
- **Secure Hold:** Features patented cam technology and textured end pads that grip walls firmly without causing damage.

# PATENTED CAM TECHNOLOGY PREVENTS SLIPPING

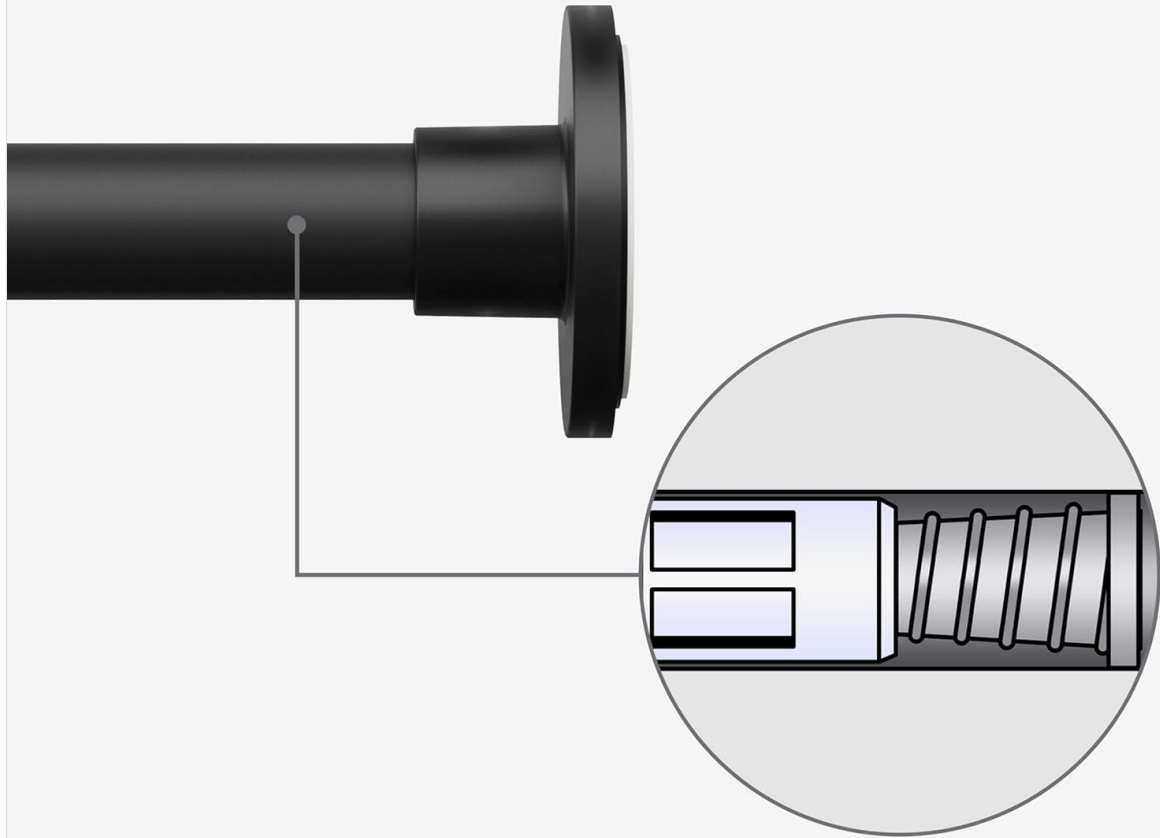


Image: Diagram of the patented cam technology for secure hold.



## SECURE HOLD

Textured pads on each end  
for a secure hold on your walls  
with no damage

Image: Close-up of the textured end pad for secure grip.

### Setup and Installation

---

#### Before You Begin

Ensure the installation surface is clean, dry, and free from any debris or residue. No tools are required for installation.

#### Installation Steps

1. **Extend the Rod:** In your desired location, extend the rod until its end pads lightly touch both walls.

# STEP 1

In the desired location extend the rod until it touches both walls



# STEP 2

To lock rod, twist the smaller tube away from you



Image: Step 1 - Extend the rod to touch both walls.

- 2. Lock and Tighten:** Hold one end of the rod firmly against the wall. Twist the smaller inner tube away from you (clockwise) until the rod is securely tightened and firmly in place. The textured end pads should create a strong, stable hold.

For a visual guide on installation and product features, please watch the official product video:

Your browser does not support the video tag.

Video: Official Zenna Home video demonstrating the tension shower curtain rod's features and installation process.

## Usage

### Versatile Applications

The Zenna Home Tension Shower Curtain Rod is designed for multi-purpose use throughout your home:

- **Shower Curtain Rod:** Ideal for standard showers and tubs.
- **Window Curtain Rod:** Perfect for hanging curtains in windows without damaging frames.
- **Closet Storage:** Create extra hanging space in closets for clothes or accessories.
- **Room Divider:** Use with curtains to create temporary room divisions.

# MULTI-PURPOSE





Image: Examples of the rod's multi-purpose applications.

## Maintenance

### Cleaning Instructions

To maintain the appearance and integrity of your tension rod, clean it regularly with a soft, dry cloth. Avoid using abrasive cleaners, harsh chemicals, or scouring pads, as these can damage the matte black finish and rust-resistant coating.

### Rust Prevention

The rod's stainless steel construction is inherently rustproof. However, to ensure its longevity, wipe away any standing water or excessive moisture from the rod after showering or in humid conditions.

## Troubleshooting

### Rod Not Holding Securely

- **Insufficient Tension:** Ensure the rod is extended sufficiently to create firm tension against both walls. Twist the inner tube further until a strong, stable hold is achieved.
- **Improper Locking:** Verify that the inner tube is twisted correctly (clockwise) to engage the locking

mechanism.

- **Slippery Surface:** Clean the wall surfaces where the end pads make contact to remove any soap residue, dust, or moisture that might reduce grip.
- **Overload:** Avoid hanging excessively heavy items that exceed the maximum recommended load of 15 pounds.

## Specifications

---

<b>Brand</b>	Zenna Home
<b>Model Number</b>	E76F1STBK
<b>Material</b>	Stainless Steel
<b>Color</b>	Matte Black
<b>Mounting Type</b>	Tension Mounted
<b>Product Dimensions</b>	Adjustable from 26 to 76 inches
<b>Item Weight</b>	2 pounds
<b>Maximum Recommended Load</b>	15 Pounds
<b>UPC</b>	043197014726

## Support and Warranty

---

### Customer Support

Our US-based customer service team is available to assist you with any questions, concerns, or support needs. Please visit the Zenna Home website or refer to your product packaging for contact information (live chat, phone, or email).

### Warranty Information

This Zenna Home Tension Shower Curtain Rod is built for durability and is guaranteed against rust. For complete details regarding your product's warranty, including terms and conditions, please consult the information provided with your purchase or visit the official Zenna Home website.