

UMIDIGI G100A

UMIDIGI G100A Unlocked Phone User Manual

1. INTRODUCTION

This manual provides detailed instructions for the UMIDIGI G100A Unlocked Phone. It covers device setup, operation, key features, and maintenance to ensure optimal performance and user experience. The UMIDIGI G100A features a 6.9-inch HD+ 120Hz display, runs on Android 14, is powered by a UNISOC T615 8-core processor, and includes a 6000mAh battery.

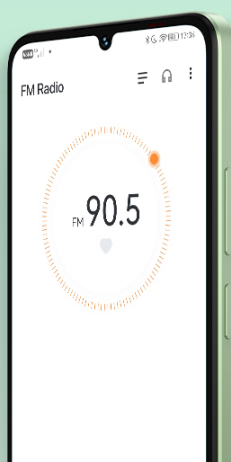
2. WHAT'S IN THE BOX

Upon unboxing your UMIDIGI G100A, verify that all the following items are included:

- 1x UMIDIGI G100A Phone
- 1x Pre-applied Screen Protector
- 1x Phone Case
- 1x Power Adapter
- 1x USB Cable (Type-C to Type-C)
- 1x SIM Tray Ejector
- 1x Quick Start Guide

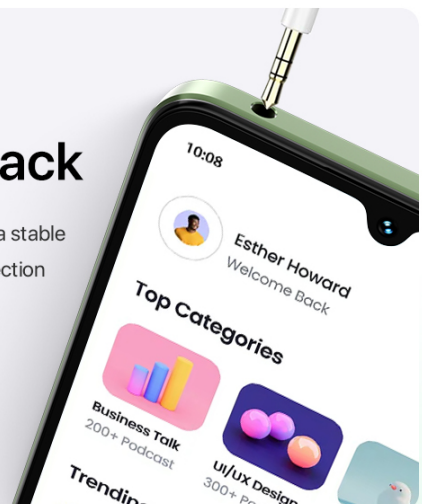
FM Radio on the Go

Stay informed even offline —
FM keeps you connected



3.5mm Audio Jack

Plug-and-play with a stable
uninterrupted connection



3. SETUP

3.1 SIM Card and MicroSD Card Installation

To install your SIM card(s) and/or microSD card:

1. Locate the SIM card tray on the side of the phone.
2. Insert the SIM tray ejector tool into the small hole next to the tray and press gently until the tray pops out.
3. Place your Nano SIM card(s) and/or microSD card into the designated slots on the tray. The UMIDIGI G100A supports two Nano SIM cards or one Nano SIM card and one microSD card.
4. Carefully reinsert the tray into the phone until it clicks into place.

Parental Controls

UMIDIGI G9X cell phone allow parents to manage their child's account set time limits, content filters, and app permissions for a safe online experience

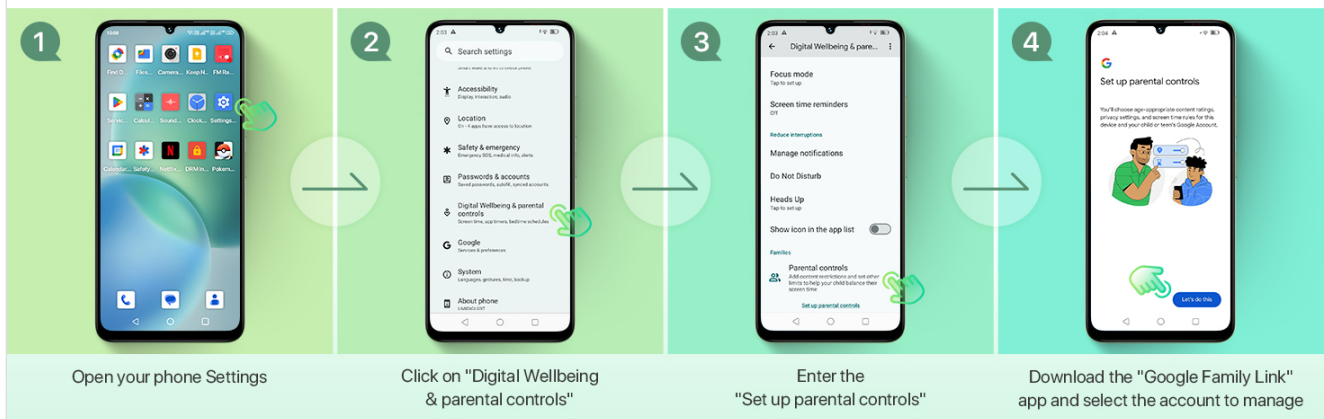


Image: SIM card and TF card insertion diagram.

3.2 Powering On and Initial Configuration

Press and hold the power button located on the side of the phone until the UMIDIGI logo appears. Follow the on-screen prompts to complete the initial setup, including language selection, Wi-Fi connection, and Google account login.

3.3 RAM Expansion

The UMIDIGI G100A supports RAM expansion to enhance performance. To adjust this setting:

1. Go to **Settings**.
2. Find and select **Memory Expansion**.
3. Click **Set RAM extend Size**.
4. Select your desired RAM expansion option (e.g., 2GB, 4GB, 8GB).
5. Confirm and restart your phone for the changes to take effect.




Image: RAM expansion settings.

4. OPERATING YOUR DEVICE

4.1 Display and User Interface

The UMIDIGI G100A features a 6.9-inch HD+ display with a 120Hz refresh rate, providing a smooth visual experience. The phone runs on Android 14, offering an intuitive and customizable interface.

A composite image showing the back and front of the UMIDIGI G100A. The back view on the left highlights the circular camera module with four lenses and a flash. The front view on the right shows the 6.9-inch display.

Portrait Mode

Perfect for travel selfies, ID photos and group shots with professional results


A photograph of a diverse group of young adults at a social gathering. They are smiling, holding drinks, and some have their arms raised, creating a lively and joyful atmosphere.

Image: 6.9-inch display comparison.

Wide-color 6.9-inch screen with true-to-life visuals



6.9 inch Display



1640*720 Resolution



Image: 120Hz refresh rate demonstration.

Bluetooth 5.2 improves efficiency over 5.0
with LE Audio and lower latency



Image: Android 14 interface.

4.2 Security Features

The UMIDIGI G100A supports both AI Face Unlock and Fingerprint Unlock for secure and convenient access to your device.

4.3 Accessibility Features

The device includes features such as auto-generated subtitles for spoken content and comprehensive parental controls.

Battery Report

Battery used in this product has been tested by an accredited laboratory and meets international safety standards

Report No.: 24CIV04000-07-01

Requirement: Cells and batteries must meet the requirement if there is no leakage, no venting, no disassembly, no rupture and no fire and if the open-circuit voltage of each test cell or battery after testing is not less than 90% of its voltage immediately prior to this procedure. The requirement relating to voltage is not applicable to test cells and batteries which are fully discharged states.

测试要求: 电池及电池组必须满足: 无漏液、无冒气、无拆解、无破裂、无起火, 且每个测试电池的电压在测试后的开路电压不低于其测试前电压的90%。电压要求不适用于完全放电状态的测试电池和电池组。

The state of sample 样品状态	No. 序号	Mass before the test 测试前质量 (g)	Mass after the test 测试后质量 (g)	Voltage before the test 测试前电压 (V)	Voltage after the test 测试后电压 (V)	Mass loss 质量损失 (%)	Voltage loss 电压损失 (%)	Test result 测试结果
Fully charged state after 25 cycles 循环后满电状态	001	73.754	4.439	73.739	4.446	0.02	0.29	Pass(通过)
After cycle 循环后	002	73.995	4.439	73.952	4.443	0.01	0.34	Pass(通过)
After cycle 循环后	003	73.627	4.439	73.611	4.427	0.02	0.49	Pass(通过)
After cycle 循环后	004	73.508	4.439	73.512	4.442	0.02	0.36	Pass(通过)
After cycle 循环后	005	73.621	4.435	73.614	4.441	0.01	0.31	Pass(通过)
Fully charged state after 25 cycles 循环后满电状态	006	73.342	4.439	73.333	4.441	0.02	0.39	Pass(通过)
After cycle 循环后	007	73.246	4.440	73.240	4.445	0.02	0.34	Pass(通过)
After cycle 循环后	008	73.945	4.439	73.693	4.442	0.02	0.36	Pass(通过)
After cycle 循环后	009	73.528	4.439	73.711	4.443	0.02	0.36	Pass(通过)
After cycle 循环后	010	73.697	4.439	73.611	4.438	0.02	0.47	Pass(通过)

Test 7.2: Vibration 测试 7.2: 振动

Test procedure: 测试程序

1. Cells and batteries are firmly secured to the platform of the vibration machine without disturbing the cells in such a manner as to disturb the vibration.

2. The vibration shall be a sinusoidal waveform with a logarithmic sweep between 7Hz and 200Hz and back to 7Hz for 15 minutes. This cycle repeated 12 times for a total of 3 hours for each of three mutually perpendicular mounting position of the test. One of the directions of vibration must be perpendicular to the terminal face.

3. For cells and small batteries, from this a peak acceleration of 1g is maintained until 10 Hz is reached. This amplitude is then maintained at 10 Hz for 15 minutes (total duration) and the frequency increased until a peak acceleration of 5g, which is maintained until the frequency is increased to 200Hz. For large batteries from 7 Hz a peak acceleration of 1g is maintained until the frequency is increased to 200Hz.

Note: The test shall only apply to the test cell(s). The test report is prepared for the position above and for the specific test conditions. The test report shall include a full set of test conditions and test data for each test condition.

Page 7 of 10

Image: Auto-generated subtitles feature.

What's in the box



Image: Parental controls setup.

5. CAMERA FEATURES

The UMIDIGI G100A is equipped with a versatile camera system:

- **Rear Camera:** 13MP main camera
- **Front Camera:** 8MP for selfies and video calls
- **Depth Camera:** 2MP for enhanced portrait effects

The camera offers various modes to capture different scenes:

- **Pro Mode:** Manual settings for advanced photography, ideal for low-light conditions.
- **Capture Mode:** Intelligent motion tracking to keep subjects in focus.
- **Portrait Mode:** For professional-looking photos with blurred backgrounds.
- **Night Mode:** Optimized for clear shots in dark environments.

Auto-generated subtitles for various spoken content

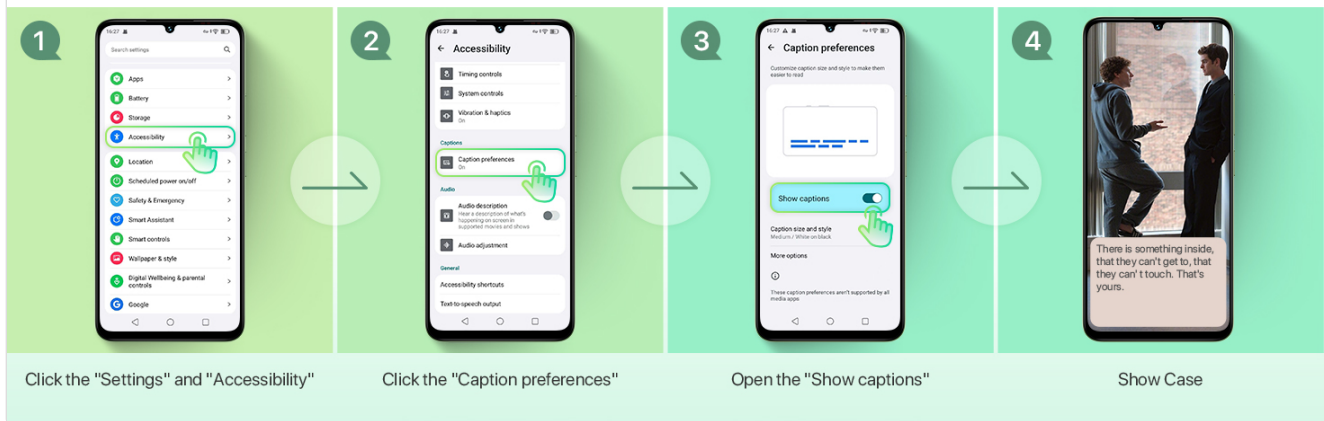


Image: Camera modes overview.

6. CONNECTIVITY

6.1 Network Support

The UMIDIGI G100A is an unlocked 4G dual SIM phone, compatible with a wide range of global carriers. It supports 27 frequency bands, including:

- **4G LTE:** B1, B2, B3, B4, B5, B7, B8, B12, B17, B18, B19, B20, B26, B28AB, B34, B39, B38, B40, B41, B66
- **3G:** WCDMA B1, B2, B4, B5, B8
- **2G:** GSM B2, B3, B5, B8

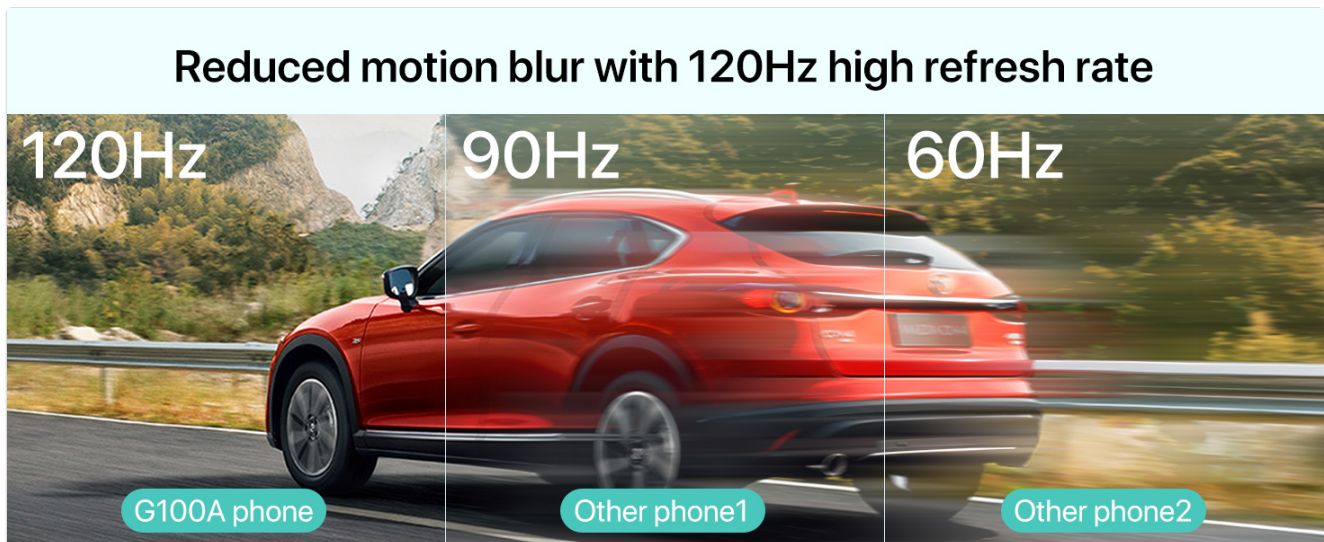


Image: Supported network bands.

6.2 Wireless Connectivity

The device supports Wi-Fi 2.4G/5G for high-speed internet access and Bluetooth 5.2 for efficient and low-latency connections with other devices.

UNISOC T615

8Core Processor

128GB
ROM

RAM up to 8GB
4GB+4GB Expanded Memory

TF 1TB
Expandable



Image: Bluetooth 5.2 data transfer.

6.3 Navigation and Audio

Integrated GPS, Glonass, Beidou, and Galileo systems provide accurate positioning. The phone also includes an FM Radio and a 3.5mm audio jack for wired headphones.

Stay connected worldwide with 27 frequency bands - more than most phones in this price range

4G LTE: B1/2/3/4/5/7/8/12/17/18/19/20/26/28AB/66/B34/39/38/40/41F

3G: WCDMA: B1/2/4/5/8

2G: GSM B2/3/5/8




Image: FM Radio and 3.5mm audio jack.

7. BATTERY

The UMIDIGI G100A is powered by a 6000mAh battery, designed for extended usage. It supports 20W fast charging for quick power-ups. Additionally, the phone is OTG (On-The-Go) ready, allowing it to charge other devices when needed.

6000mAh---Stay Powered Longer, Worry Less.

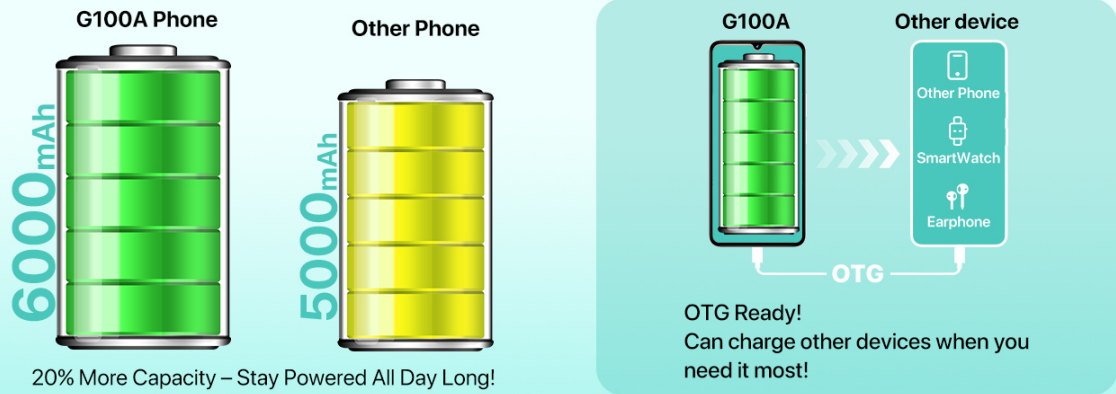


Image: 6000mAh battery and OTG charging.

8. SPECIFICATIONS

Feature	Specification
Product Dimensions	6.73 x 3.03 x 0.31 inches
Item Weight	14.9 ounces
Item Model Number	G100A
Operating System	Android 14
CPU Speed	1.6 GHz (UNISOC T615)
Screen Size	6.9 Inches
Resolution	720x1640
Refresh Rate	120 Hz
RAM Memory Installed Size	4 GB (expandable to 8 GB)
Memory Storage Capacity	128 GB (expandable up to 1 TB with microSD)
Battery Capacity	6000 Milliamp Hours
Connectivity Technologies	Bluetooth 5.2, USB, Wi-Fi (2.4G/5G)
GPS	True (GPS, Glonass, Beidou, Galileo)
Special Features	Built-In GPS, Dual SIM, Expandable Memory, Fast Charging Support, AI Face ID, Fingerprint Unlock
Audio Jack	3.5 mm
Manufacturer	UMIDIGI

9. WARRANTY AND SUPPORT

UMIDIGI is committed to providing excellent customer service. Your UMIDIGI G100A comes with:

- **30-Day Money Back Guarantee:** For returns and refunds.
- **1-Year Limited Warranty:** Covering manufacturing defects.
- **24/7 Online Support:** Dedicated one-on-one assistance.

For further assistance, you can utilize the UMIDIGI Customer Center App:

1. Find the "Service Center" App on your phone.
2. Enter the "Customer Service" section.
3. Click on "Questions" to browse FAQs or submit an inquiry.
4. Fill in the required content according to the prompts.



Image: UMIDIGI Customer Center App.



Image: After-sales support details.

10. OFFICIAL PRODUCT VIDEO

Watch this official video for a visual overview of the UMIDIGI G100A Unlocked Phone:

Video: UMIDIGI G100A Unlocked Phones 6.9" HD+ 120Hz Display. This video showcases the design, display, and key features of

the UMIDIGI G100A smartphone.