

YL81C

User Manual for YL81C E-Bike LCD Display

MODEL: YL81C

Brand: Generic

INTRODUCTION

The YL81C E-bike LCD display is designed to provide comprehensive functionality for your riding needs. It offers a range of features including power display, power gear adjustment, headlight indication, various speed measurements (real-time, maximum, average), mileage tracking (total and single trip), error code display, and parameter setting capabilities. This display is built with durable ABS and LCD housing, a tempered glass screen, and a nylon bracket, ensuring robust performance in diverse conditions.

PRODUCT OVERVIEW



Figure 1: Front view of the YL81C E-bike LCD Display. This image highlights the display screen and the integrated control buttons for power, menu navigation, and adjustment.



Figure 2: Rear view of the YL81C E-bike LCD Display. This view shows the robust mounting bracket and the attached waterproof cable with a 5-hole female connector.



Figure 3: Key dimensions of the YL81C display. The display measures approximately 70mm in length, 47mm in height (including the mounting bracket), and 49mm in depth.



Figure 4: Side view illustrating the handlebar clamp. The flexible bracket is designed to fit handlebar sizes of 22.2 mm, 25.4 mm, and 31.8 mm, with a visible clamp diameter of 22.5mm in this specific view.

SETUP AND INSTALLATION

The YL81C display is designed for straightforward installation. Ensure your e-bike's battery voltage is compatible (24V, 36V, 48V, or 60V).

Compatibility Check

- **Voltage:** The YL81C display is compatible with 24V, 36V, 48V, and 60V e-bike battery systems.
- **Connector Type:** The display features a female 5-hole waterproof connector. Verify that your e-bike's wiring harness has a compatible male connector.
- **Communication Protocol:** The YL81C LCD monitor utilizes various communication protocols. To ensure plug-and-play functionality, it is highly recommended to contact customer service after purchase and provide the serial number from your old monitor. This allows for verification of protocol compatibility.

Purchase Notes:

If you purchase our product, please provide us with the serial number on the back of the old Display as shown below so that we can ship it within 24 hours.



Figure 5: Location of the serial number on the back of the YL81C display. This number is crucial for compatibility verification with customer service.

Installation Steps

1. **Handlebar Mounting:** The flexible bracket accommodates handlebar sizes of 22.2 mm, 25.4 mm, and 31.8 mm. Securely attach the display to your desired position on the handlebar.
2. **Cable Connection:** Connect the 5-pin waterproof cable from the display to the corresponding connector on your e-bike's wiring harness. The exposed cable length is 150mm. Ensure a firm and secure connection to maintain waterproofing.
3. **Cable Management:** Route the cable neatly along your e-bike frame, securing it with cable ties if necessary, to prevent interference with moving parts and protect it from damage.



Figure 6: The YL81C display securely mounted on an e-bike handlebar, demonstrating its ergonomic fit.

OPERATING INSTRUCTIONS

The YL81C display provides intuitive controls for managing your e-bike's functions and monitoring ride data.



Figure 7: The YL81C display in operation, showing real-time data such as speed (25 km/h), pedal assist level (PAS 3), and total mileage (ODO 9642.8 km).

Button Functions

- **Power Button (Top):**
 - Hold for 2 seconds: Switches the display on or off.
 - Press briefly: Transitions between menu screens or display modes.
- **Plus Button (+) (Bottom Left):**
 - Hold for 2 seconds: Switches the e-bike's headlight on or off.
 - Press briefly: Increases values or navigates up in menus (e.g., increases pedal assist level).
- **Minus Button (-) (Bottom Right):**
 - Press briefly: Decreases values or navigates down in menus (e.g., decreases pedal assist level).

Display Functions

- **Power Display:** Shows current battery level.
- **Power Gear Adjustment and Display:** Allows selection and shows the current pedal assist level.
- **Headlight Indicator:** Illuminates when the e-bike's headlight is active.
- **Speed Display:**
 - Real-time Speed
 - Maximum Speed (MAXS)
 - Average Speed (AVG)
- **Mileage Display:**
 - Total Mileage (ODO)
 - Single Mileage (Trip)
- **Error Code Display:** Indicates system malfunctions with specific codes.
- **Parameter Setting Function:** Allows modification of key bike parameters such as wheel diameter and speed limit.
- **Bluetooth Connection Indication (Reserved):** The display is pre-wired for a Bluetooth module; if installed, this indicator will show connection status.

MAINTENANCE AND CARE

Proper maintenance ensures the longevity and optimal performance of your YL81C display.

- **Cleaning:** Use a soft, damp cloth to wipe the display screen and housing. Avoid abrasive cleaners, solvents, or harsh chemicals, as these can damage the LCD or housing material.
- **Water Resistance:** The display has an International Protection Rating of IPX65, meaning it is protected against low-pressure water jets from any direction. While it is waterproof for typical riding conditions, avoid submerging the display in water or exposing it to high-pressure water sprays.
- **Material Durability:** The YL81C display is constructed with rugged ABS and LCD housing, a tempered glass screen, and a nylon bracket. These materials are chosen for superior durability and performance, designed to withstand harsh terrain and weather conditions.
- **Storage:** When not in use for extended periods, store the e-bike and display in a cool, dry place away from direct sunlight and extreme temperatures.

TROUBLESHOOTING

If you encounter issues with your YL81C display, refer to the following common solutions. For persistent problems or error codes not listed, please contact customer support.

- **Display Not Turning On:**
 - Ensure the e-bike battery is charged and properly connected.
 - Verify that the 5-hole waterproof connector between the display and the e-bike is securely seated.
 - Confirm you are holding the power button for at least 2 seconds to turn on the display.

- **Incorrect Readings (Speed, Mileage):**
 - Check the wheel diameter setting in the display's parameter settings. An incorrect setting will lead to inaccurate readings.
 - Ensure the speed sensor on your e-bike is clean and properly aligned.
- **Error Codes Displayed:**
 - The display can show specific error codes. Consult your e-bike's main controller manual or contact customer service with the error code for diagnosis.
- **Compatibility Issues (New Installation):**
 - As the YL81C display supports various communication protocols, it is crucial to ensure compatibility with your e-bike's controller. If you did not provide your old monitor's serial number upon purchase, contact customer service immediately with this information to verify compatibility and receive guidance.
- **Bluetooth Module Not Functioning (if applicable):**
 - If you customized your display with a Bluetooth module and it's not working, ensure it was properly installed and configured. Contact customer service for assistance.

SPECIFICATIONS

Feature	Specification
Model Name	YL81C EBIKE DISPLAY
Brand	Generic
Display Type	LCD
Material	ABS, LCD
Color	Black
Item Weight	87 Grams
Connectivity Technology	5-Hole Female Connector
International Protection Rating	IPX65
Mounting Type	Handlebar Mount
Human Interface Input	Buttons
Compatible Voltages	24V, 36V, 48V, 60V
Handlebar Fit	22.2 mm, 25.4 mm, 31.8 mm
Manufacturer	YOLIN

WARRANTY INFORMATION

The YL81C E-bike LCD Display comes with a **1 Year Manufacturer Warranty** from the date of purchase. This warranty covers defects in materials and workmanship under normal use. Please retain your proof of purchase for warranty claims. For detailed warranty terms and conditions, or to initiate a claim, please contact the manufacturer or seller.

CUSTOMER SUPPORT

For any questions, technical assistance, or support regarding your YL81C E-bike LCD Display, please contact our online customer service. It is especially important to reach out for:

- Verifying communication protocol compatibility by providing the serial number of your old monitor.

- Customizing production for a Bluetooth module (if required).
- Troubleshooting specific error codes or operational issues.
- General inquiries about product features or usage.

We are committed to ensuring you have the best possible experience with your new display.




Related Documents - YL81C

<div>Yolin</div> <div>User Manual for</div> <div>E-bike Display</div> <div>YL81C-A</div> <div>Tianjin Yolin Technology Co., Ltd.</div>	<div>Yolin YL81C-A E-bike Display User Manual</div> <div>User manual for the Yolin YL81C-A intelligent LCD display for e-bikes, detailing specifications, operation, functions, error codes, and warranty information.</div>
<div>User Manual for</div> <div>E-bike Display</div> <div>Model YL81C-B</div>	<div>User Manual for Engwe YL81C-B E-bike Display</div> <div>Comprehensive user manual for the Engwe YL81C-B intelligent LCD e-bike display, covering specifications, operation, settings, troubleshooting, and warranty information.</div>
<div>Yolin</div> <div>Instrukcja obsługi dla</div> <div>Wytwórców rowerów elektrycznych</div>	<div>Yolin YL81C-B Electric Bike Display User Manual</div> <div>Comprehensive user manual for the Yolin YL81C-B intelligent LCD display for electric bicycles, covering features, operation, settings, and troubleshooting.</div>
<div>User Manual for</div> <div>E-bike Display</div> <div>Model YL81C-B</div>	<div>Engwe YL81C-B E-bike Display User Manual</div> <div>Comprehensive user manual for the Engwe YL81C-B intelligent LCD display for e-bikes. Covers product specifications, detailed operational guides, general and custom settings, troubleshooting error codes, wiring diagrams, warranty information, and important considerations for safe and optimal use.</div>
<div>User Manual for</div> <div>E-bike Display</div> <div>Model YL81C-B</div>	<div>ENGWE YL81C-B E-bike Display User Manual</div> <div>Comprehensive user manual for the ENGWE YL81C-B intelligent LCD display for electric bikes, covering specifications, operation, settings, troubleshooting, and warranty information.</div>

<p><i>Yolin</i></p> <p>User Manual for</p> <p><small>E-bike Display</small></p> <p>Model YL81C-B</p> <p><small>Tianjin Yolin Technology Co., Ltd.</small></p>	<p>Yolin YL81C-B E-bike Display User Manual</p> <p>Comprehensive user manual for the Yolin YL81C-B intelligent LCD display for e-bikes, covering specifications, operation, settings, troubleshooting, and warranty information.</p>
---	--


Documents - YL81C – YL81C



[User Manual for Engwe YL81C-B E-bike Display](#)

Comprehensive user manual for the Engwe YL81C-B intelligent LCD e-bike display, covering specification operation, settings, troubleshooting, and warranty information.


lang:en **score:62** filesize: 923.08 K page_count: 12 document date: 2024-12-26



[Engwe YL81C E-bike Display User Manual | Functions, Settings, Operation](#)

User manual for the Engwe YL81C E-bike Display. Learn about its functions, operation, settings, battery indicators, error codes, and custom configurations for your electric bicycle.


lang:en **score:56** filesize: 637 K page_count: 9 document date: 2024-12-26



[Yolin YL81C-A E-bike Display User Manual](#)


User manual for the Yolin YL81C-A intelligent LCD display for e-bikes, detailing specifications, operation, functions, error codes, and warranty information.

lang:en **score:54** filesize: 570.46 K page_count: 7 document date: 2020-12-29




[Engwe YL81C-B E-bike Display User Manual](#)

Comprehensive user manual for the Engwe YL81C-B intelligent LCD display for e-bikes. Covers product specifications, detailed operational guides, general and custom settings, troubleshooting error codes, wiring diagrams, warranty information, and important considerations for safe and optimal use.
lang:en score:49 filesize: 923.08 K page_count: 12 document date: 2024-12-26




[Yolin YL81C-B E-bike Display User Manual](#)

Comprehensive user manual for the Yolin YL81C-B intelligent LCD e-bike display, covering specifications operation, settings, troubleshooting, and warranty information.
lang:en score:47 filesize: 797.08 K page_count: 12 document date: 2020-12-29




[ENGWE YL81C-B E-bike Display User Manual](#)

Comprehensive user manual for the ENGWE YL81C-B intelligent LCD display for electric bikes, covering specifications, operation, settings, troubleshooting, and warranty information.
lang:en score:45 filesize: 918.57 K page_count: 12 document date: 2024-01-09



[Yolin YL81C-B E-bike Display User Manual](#)


Comprehensive user manual for the Yolin YL81C-B intelligent LCD display for e-bikes, covering specifications, operation, settings, troubleshooting, and warranty information.
lang:en score:44 filesize: 797.08 K page_count: 12 document date: 2020-12-29



[EB-V1 Electric Bicycle Operation Manual](#)

This operation manual provides detailed information for the EB-V1 electric bicycle, including safety precautions, technical specifications, battery charging and maintenance, instrument usage, settings, and troubleshooting error codes.


lang:en **score:43** filesize: 566.39 K page_count: 9 document date: 2024-01-23



[User Manual for YL81C E-bike Display](#)

Comprehensive user manual for the YL81C E-bike Display, covering function overview, general operation settings, and considerations. Learn how to power on/off, navigate the interface, adjust assist levels, and customize parameters for your e-bike.

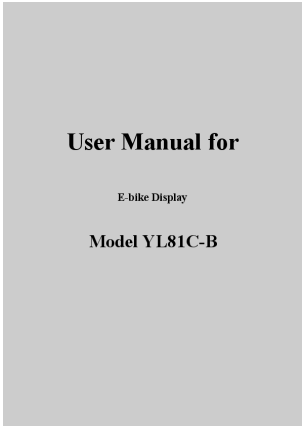
lang:en **score:43** filesize: 637 K page_count: 9 document date: 2024-12-26



[M20 User Manual for YL81C Display](#)

User manual for the M20 display with YL81C, detailing function overview, general operation, settings, and error codes for e-bike use.

lang:en **score:42** filesize: 400.85 K page_count: 9 document date: 2023-03-15



[\[pdf\] User Manual Specifications Dimension Guide](#)

Administrator Download Engwe L20 Display Manual Ebike and Manuals ENWOLT Online Shop Buy ENGWE EP2 Pro 750W Engi YL81C B English enwolt net 2024 07 User for Function overview functional area layout 4 1 provides a variety of functions to meet riding needs users UserManualfor U Battery level indicator Fig Functional Area Layout Interface ||| User Manual for E-bike Display Model**YL81C-B** Table of Contents 1.Product name and model..... 2. Specifications.....

lang:en **score:42** filesize: 267.29 K page_count: 12 document date: 2024-07-04



[Riding times Electric Bike Z8/Z8S/Z8Pro User Manual](#)

Comprehensive user manual for Riding times Electric Bikes Z8, Z8S, and Z8Pro, covering assembly, operation, technical specifications, safety guidelines, maintenance, troubleshooting, and warranty information.

lang:en score:42 filesize: 1.25 M page_count: 26 document date: 2025-03-28



[FAFREES F20 Light Smart EV/Moped User Manual](#)

User manual for the FAFREES F20 Light Smart EV/Moped, covering operation, safety, features, and specifications. Includes multiple language support.


lang:en score:41 filesize: 1.9 M page_count: 94 document date: 2023-05-19



[ENGWE L20 Electric Bicycle User Manual and Guide](#)

Comprehensive user manual for the ENGWE L20 electric bicycle, covering assembly, operation, maintenance, safety, and troubleshooting. Learn how to use your e-bike effectively.

lang:fi score:41 filesize: 5.42 M page_count: 39 document date: 2024-02-27



[Riding times Electric Bike Z8 User's Manual](#)

This user manual provides comprehensive instructions for the Riding times Electric Bike Z8, covering assembly, safe operation, technical specifications, battery care, dashboard features, maintenance, troubleshooting, and warranty details.


lang:it score:40 filesize: 1.06 M page_count: 26 document date: 2024-07-17



[idpoo MI-J1 Snow Mountain Bike Operation Manual](#)

Comprehensive operation manual for the idpoo MI-J1 snow mountain bike. Learn about safety precaution technical specs, battery charging, instrument use, maintenance, and troubleshooting for your e-bike.


lang:en score:34 filesize: 652.07 K page_count: 10 document date: 2023-07-25



[User Manual for E-bike Display YL81C](#)

This user manual provides a comprehensive guide to the YL81C E-bike Display, covering its functions, operation, settings, and error codes. Learn how to navigate the display interface, adjust assist levels, customize settings, and troubleshoot common issues.

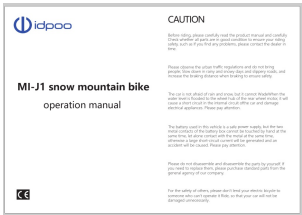
lang:en **score:34** filesize: 632.45 K page_count: 9 document date: 2023-03-11



[Yolin YL81C-B Electric Bike Display User Manual](#)

Comprehensive user manual for the Yolin YL81C-B intelligent LCD display for electric bicycles, covering features, operation, settings, and troubleshooting.

lang:pl **score:34** filesize: 562.69 K page_count: 14 document date: 2024-04-04



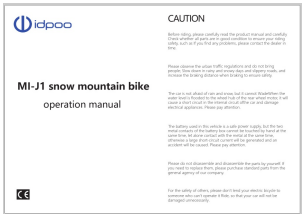
[\[pdf\] User Manual Specifications](#)

5 Intelligent LCD display for e bike model YL81C Specifications ○ 36V 48V power supply Rated working current 15mA Maximum 30mA C11NomSOpZL m media amazon images I |||

MI-J1 snow mountain bike operation manual CAUTION Before riding, please carefully read the product ...

4.Instructions for instrument use Product name and model Intelligent LCD display for e-bike; model: **YL81** Specifications 36V/48V power supply Rated working current 15mA Maximum working current 30m...

lang:en **score:34** filesize: 7.25 M page_count: 10 document date: 2022-09-01



[Idpoo MI-J1 Snow Mountain E-Bike Operation Manual](#)

Comprehensive operation manual for the Idpoo MI-J1 snow mountain electric bicycle, covering technical specifications, battery instructions, display functions, maintenance, troubleshooting, and warranty information.

lang:en **score:34** filesize: 7.19 M page_count: 10 document date: 2022-08-31



[HIPER Electric Bicycle User Manual and Technical Specifications](#)

Comprehensive user manual for HIPER electric bicycles, covering models HE-BF220, HE-BS140, HE-BS141, and HE-BX695. Includes detailed technical specifications, operation instructions, safety guidelines, assembly procedures, maintenance, and warranty information.

lang:i-klingon **score:33** filesize: 1.08 M page_count: 23 document date: 2023-11-27



[MI-J1 Snow Mountain Bike Operation Manual](#)

This manual provides operating instructions, technical specifications, battery information, and troubleshooting for the MI-J1 snow mountain bike.

lang:en score:33 filesize: 1.51 M page_count: 10 document date: 2023-06-20



[ENGWE L20 Sähköpyörän Käyttöohje](#)

Kattava käyttöohje ENGWE L20 -sähköpyörälle. Sisältää kokoonpano-ohjeet, turvallisuusvaroitukset, tekniset tiedot, käyttöoppaan ja huolto-ohjeet.


lang:fi score:33 filesize: 5.42 M page_count: 39 document date: 2024-02-27



[ENGWE L20 Electric Bike User Manual](#)

Comprehensive user manual for the ENGWE L20 electric bike, covering important warnings, product components, technical specifications, installation guide, display instructions, battery care, charging procedures, and warranty information.

lang:en score:32 filesize: 280.22 K page_count: 22 document date: 2024-07-04



[E-bike Operation Manual and Technical Specifications](#)

Comprehensive operation manual for the YL81C e-bike display, covering technical parameters, battery instructions, instrument usage, maintenance, troubleshooting, and warranty information.

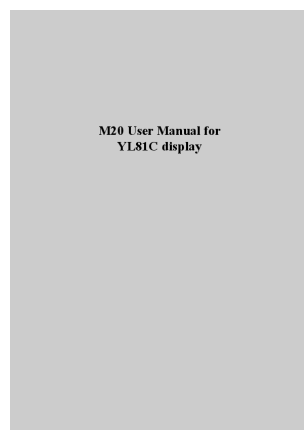
lang:en score:32 filesize: 1.37 M page_count: 10 document date: 2022-10-29



[Riding times Z8/Z8S/Z8Pro Electric Bike User Manual](#)

Comprehensive user manual for Riding times Z8, Z8S, and Z8Pro electric bikes, covering assembly, operation, safety, maintenance, and troubleshooting.


lang:en score:31 filesize: 1.25 M page_count: 26 document date: 2025-03-28



[M20 E-bike Display User Manual for YL81C](#)

Comprehensive user manual for the M20 e-bike display (model YL81C) by Engwe, covering function overview, operation, general settings, custom settings, and error code definitions.


lang:en score:31 filesize: 400.86 K page_count: 9 document date: 2023-03-15



[ENGWE L20 Electric Bike User Manual](#)

Comprehensive user manual for the ENGWE L20 electric bike, covering safety warnings, product components, technical specifications, installation instructions, display functions, battery care, charging procedures, and warranty policy.


lang:en score:31 filesize: 820.13 K page_count: 23 document date: 2023-05-25



[ENGWE P1 Electric Bike User Manual: Safety, Installation, and Operation Guide](#)

Comprehensive user manual for the ENGWE P1 electric bicycle. Includes safety warnings, component details, technical specifications, installation steps, display operation, battery care, charging instructions, and warranty policy.

lang:en score:30 filesize: 2.59 M page_count: 122 document date: 2024-03-16



[ENGWE L20 Electric Bike User Manual & Guide](#)

Comprehensive user manual for the ENGWE L20 electric bike, covering safety warnings, components, technical specifications, installation, display functions, battery care, charging, and warranty information.

lang:en score:29 filesize: 819.68 K page_count: 24 document date: 2023-05-10



L20
CAUTION READ THIS MANUAL BEFORE USING YOUR EQUIPMENT

[\[pdf\] User Manual Owner's Manual Installation Guide Instructions Warranty](#)

Download Owner s ManualEngwe L20 Fat Tyre Step Through Electric Bike 250W MyEcoBikesEngwe Manual Glide Gearcdn shopify files 1 0814 9044 4611 Engwe Gear v 1714646161 |||
L20 CAUTION READ THIS MANUAL BEFORE USING YOUR EQUIPMENT Table of contents 1.Importan warning 1 5.Display instructions 1.Product name and model name Intelligent LCD display for e-bike; model: **YL81C**. 2.Specifications 36V/48V power supply Rated working current 15mA Maximum working current 3...

lang:en score:29 filesize: 819.58 K page_count: 24 document date: 2023-05-22



ELECTRIC BICYCLE USER MANUAL



Thank you for your purchase.
Please contact us if you have difficulty with assembly or need replacement parts.
PEXMOR Customer Service is here to assist you.
Email: support@pexmor.com Website: www.pexmor.com
Please attach your User name or Order ID so that we can assist you better

[PEXMOR Electric Bicycle User Manual](#)

Comprehensive user manual for the PEXMOR electric bicycle, covering safety guidelines, specifications, parts list, assembly instructions, maintenance procedures, LCD instrument operation, warranty information and frequently asked questions.

lang:en score:29 filesize: 5.98 M page_count: 31 document date: 2024-03-22



ELECTRIC BICYCLE USER MANUAL



Thank you for your purchase.
Please contact us if you have difficulty with assembly or need replacement parts.
PEXMOR Customer Service is here to assist you.
Email: support@pexmor.com Website: www.pexmor.com
Please attach your User name or Order ID so that we can assist you better

[Pexmor Electric Bicycle User Manual](#)

User manual for the Pexmor Electric Bicycle, covering assembly, specifications, maintenance, LCD instrument usage, warranty, and FAQs.

lang:en score:29 filesize: 13.1 M page_count: 24 document date: 2024-01-10



ELECTRIC BICYCLE USER MANUAL

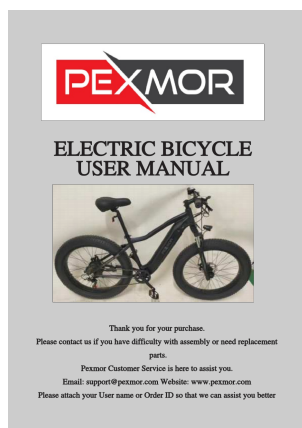


Thank you for your purchase.
Please contact us if you have difficulty with assembly or need replacement parts.
PEXMOR Customer Service is here to assist you.
Email: support@pexmor.com Website: www.pexmor.com
Please attach your User name or Order ID so that we can assist you better

[Pexmor Electric Bicycle User Manual](#)

Comprehensive user manual for the Pexmor Electric Bicycle, covering safety information, specifications, assembly instructions, maintenance, LCD instrument usage, warranty, and troubleshooting.


lang:en score:29 filesize: 13.05 M page_count: 24 document date: 2024-01-10



[Pexmor Electric Bicycle User Manual: Assembly, Operation, and Maintenance](#)

Comprehensive user manual for the Pexmor electric bicycle, covering assembly instructions, LCD instrument operation, maintenance tips, warranty information, and troubleshooting FAQs.

lang:en score:28 filesize: 12.59 M page_count: 24 document date: 2024-01-19



[Bootime Electric Bike Z8 User Manual: Assembly, Operation, and Maintenance Guide](#)

Comprehensive user manual for the Bootime Electric Bike Z8. Covers assembly instructions, technical specifications, battery care, dashboard operation, maintenance, troubleshooting, and warranty information.

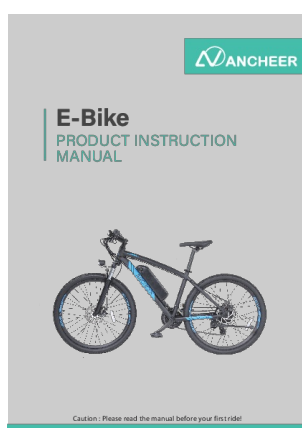
lang:en score:28 filesize: 1.41 M page_count: 27 document date: 2024-01-15



[Riding times Z8 Electric Bike Owner's Manual](#)

Comprehensive owner's manual for the Riding times Z8 Electric Bike, covering assembly, specifications, battery instructions, dashboard operation, maintenance, troubleshooting, and warranty information.


lang:en score:27 filesize: 2.65 M page_count: 21 document date: 2023-03-07



[ANCHEER E-Bike AMA005874 Product Instruction Manual](#)

Comprehensive product instruction manual for the ANCHEER E-Bike model AMA005874, covering safety installation, operation, maintenance, and warranty information. Learn how to assemble, use, and care for your ANCHEER electric bicycle.

lang:en score:25 filesize: 4.54 M page_count: 36 document date: 2022-09-27



[FAFREES F20 Pro Electric Bicycle User Manual](#)

Comprehensive user manual for the FAFREES F20 Pro Electric Bicycle, covering assembly, safe operatic maintenance, and detailed specifications. This essential guide helps owners ensure optimal performance and safety.


lang:en score:25 filesize: 14 M page_count: 114 document date: 2023-08-05



[HIPER Electric Bicycle User Manual - Models HE-B50, HE-B54, HE-BS200, HE-ND03, HE-ND05](#)

Comprehensive user manual for HIPER electric bicycles, covering models HE-B50, HE-B54, HE-BS200, HE-ND03, and HE-ND05. Includes specifications, assembly, operation, safety guidelines, maintenance, a warranty information.

lang:i-klngon score:25 filesize: 1.24 M page_count: 24 document date: 2023-09-27




[\[pdf\]](#)

359876079766 Riding Times Z8 2 zora bg product public z8 fat file 672b429f72485 |||

Riding Times Z8 , , Riding times, , , , , . . . , . . 9 . - , , .. LIP . 1. LCD -; : **YL81C**. 2. 36V/48V 15mA 30mA 50mA -20-60C -30-70C 3. 4. 1

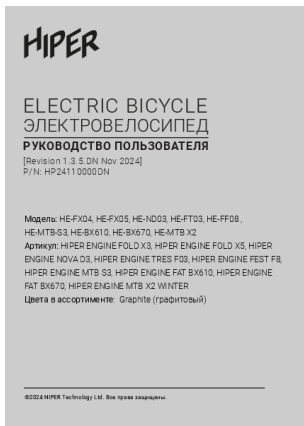
lang:fr score:24 filesize: 1.47 M page_count: 15 document date: 2024-02-19



[Riding Times Z8 PRO Електрически велосипед - Ръководство за употреба и спецификации](#)

Пълно ръководство за употреба на електрическия велосипед Riding Times Z8 PRO. Включва инструкции за сглобяване, поддръжка, спецификации, настройки на дисплея и отстраняване на неизправности.

lang:fr score:24 filesize: 1.53 M page_count: 15 document date: 2024-11-05




[\[pdf\]](#) User Manual

MANUAL HIPER ENGINE DNS rev 1 3 5 DN HP24110000DN 14 10 2024 website электровелосипед руководство пользователь
km h км ч MPH миль в час 7 Индикатор уровня заряда батареи 8 единиц измерения дистанции километры Mile мили зарг
hiper power upload iblock 31d nq224s2w1dpwfsytbuno22xwxcel1owa |||

ELECTRIC BICYCLE Revision 1.3.5.DN Nov 2024 P/N: HP24110000DN : HE-FX04, HE-FX05, HE-ND03
HE-F ... , . -14- 8. . 9. . 10. , . 11. / : CUR - ; MAX - ; AVG - . / . 5. **YL81C** 1 1. - . 2. - . 3. . 4. : ODO - ; TRI
. 2 6. km/h - /...

lang:i-klngon **score:24** filesize: 1.35 M page_count: 32 document date: 2025-03-10



[ANCHEER E-Bike Product Instruction Manual - Assembly, Operation, and Maintenance Guide](#)

Comprehensive instruction manual for the ANCHEER AMA005874 500W E-Bike. Covers safety, assembly, meter operation, battery charging, maintenance, and technical specifications.

lang:en **score:23** filesize: 4.59 M page_count: 37 document date: 2022-11-02



[FAFREES F20 Light Electric Bicycle User Manual - Assembly, Safety & Operation Guide](#)

Your essential guide to the FAFREES F20 Light Electric Bicycle. Discover assembly instructions, safety precautions, operating procedures, maintenance tips, specifications, and troubleshooting for your F20 Light electric bike.

lang:en **score:22** filesize: 9.61 M page_count: 113 document date: 2023-08-07



[Fafrees F20 Light Electric Bicycle User Manual](#)

Comprehensive user manual for the Fafrees F20 Light Electric Bicycle, covering assembly, operation, safety, maintenance, specifications, and troubleshooting. Includes important safety warnings and guidelines for optimal use.

lang:en score:22 filesize: 10.76 M page_count: 113 document date: 2024-01-19




[\[pdf\] User Manual](#)

F20 LastingÂ User Manual User Download Fafrees Ebike Lasting drive google file d 1Zopcgzespa0HS0Gyf OQvD7zUn0iCILP view usp link |||

User Manual F20 Lasting Electric Bicycle Scan to watch assembly video IMPORTANT Please find the f ... roperty or cause serious injury and/or death. EN 13 QUICK START GUIDE GETTING STARTED Figure 1 **YL81C** display Button definitions: The **YL81C** display is equipped with three buttons on the correspond...

lang:en score:22 filesize: 10.33 M page_count: 112 document date: 2024-03-27



[ENGWE O14 Electric Bike User Manual](#)

Comprehensive user manual for the ENGWE O14 electric bike, covering safety warnings, product components, technical specifications, installation, display functions, battery care, charging, and warranty information.


lang:en score:22 filesize: 913.77 K page_count: 22 document date: 2023-08-01



[\[pdf\]](#) User Manual

Download Fafrees Electric Bikes User Manual PhoenixFafrees F20 Pro Manualcdn shopify s files 1 0728 8609 1925 Fafrees v 1752477830 |||

User Manual F20 Pro Electric Bicycle Scan to watch assembly video IMPORTANT Please find the frame . roperty or cause serious injury and/or death. EN 14 QUICK START GUIDE GETTING STARTED Figure 1 **YL81C** display Button definitions: The **YL81C** display is equipped with three buttons on the correspond... lang:en score:22 filesize: 14 M page_count: 114 document date: 2023-08-05



[\[pdf\]](#) User Manual Installation Guide Instructions Warranty

Download Engwe L20 250W 20 Fat Bike Step through Electric Trekking 48V 13Ah Battery v 1695194563 cdn shopify s files 1 0714 7877 2003 |||

L20 CAUTION READ THIS MANUAL BEFORE USING YOUR EQUIPMENT Table of contents 1.Importan warning 1 5.Display instructions 1.Product name and model name Intelligent LCD display for e-bike; model: **YL81C**. 2.Specifications 36V/48V power supply Rated working current 15mA Maximum working current 3...

lang:en score:22 filesize: 820.85 K page_count: 23 document date: 2023-05-10