

INIU 10000mAh 20W PD Slim Power Bank

INIU 10000mAh 20W PD Slim Power Bank

Model: 10000mAh 20W PD Slim Power Bank

User Manual

1. INTRODUCTION

Thank you for choosing the INIU 10000mAh 20W PD Slim Power Bank. This portable charger is designed to provide reliable and fast power to your mobile devices on the go. Featuring a compact design, high capacity, and versatile charging options including a built-in USB-C cable, it ensures your devices stay charged whenever you need them. Please read this manual carefully before use to ensure optimal performance and safety.

2. SAFETY INFORMATION

- Do not expose the power bank to extreme temperatures (above 60°C/140°F or below -10°C/14°F), direct sunlight, or fire.
- Avoid dropping, disassembling, or attempting to repair the device yourself.
- Keep away from water, moisture, and corrosive materials.
- Do not use if the power bank is damaged, swollen, or leaking.
- Keep out of reach of children.
- Use only certified cables and adapters for charging the power bank and your devices.
- Dispose of the power bank responsibly according to local regulations.

3. PACKAGE CONTENTS

- INIU 10000mAh 20W PD Slim Power Bank x 1
- User Manual x 1

4. PRODUCT OVERVIEW

Familiarize yourself with the components of your INIU Power Bank.



Image: Front view of the INIU Power Bank, highlighting its compact size, digital display, and the integrated USB-C cable that doubles as a convenient carrying strap.

- **Digital Display:** Shows the remaining battery percentage.
- **Built-in USB-C Cable:** For charging USB-C devices and recharging the power bank itself.

- **USB-C Port (In/Out):** Supports Power Delivery (PD) for fast charging.
- **USB-A Port (Out):** Standard USB output for various devices.
- **Power Button:** Activates the display and initiates charging.

5. SETUP

Initial Charging of the Power Bank

Before first use, it is recommended to fully charge your INIU Power Bank.

1. Connect the built-in USB-C cable or a separate USB-C cable to the power bank's USB-C input port.
2. Plug the other end of the cable into a compatible USB wall charger (not included). For fastest charging, use a PD-compatible charger.
3. The digital display will show the charging progress. The power bank is fully charged when the display shows 100%.




Image: The INIU Power Bank being recharged using its integrated USB-C cable, demonstrating the convenience of not needing an extra cable for its own power input.

6. OPERATING INSTRUCTIONS

Charging Your Devices

The INIU Power Bank offers multiple ways to charge your devices.

1. **Using the Built-in USB-C Cable:** Extend the built-in USB-C cable and plug it directly into your USB-C compatible device (e.g., iPhone 15 series, Samsung Galaxy S/A series, iPad Air/Pro series, Google Pixel).
2. **Using USB-C Port:** Connect your device's USB-C to USB-C cable to the power bank's USB-C port.

3. **Using USB-A Port:** Connect your device's USB-A cable to the power bank's USB-A port.

Charging will begin automatically. The digital display will show the power bank's remaining charge.

USB-C Cable Ready No Extra Wires Needed



Image: A user demonstrating the ease of charging a smartphone with the INIU Power Bank's integrated USB-C cable, eliminating the need for additional cables.

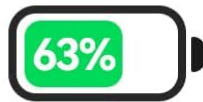
Fast Charging (PD 20W)

The power bank supports 20W Power Delivery (PD) fast charging via its USB-C ports, allowing compatible devices to charge significantly faster than standard chargers.

45W Full-Speed Charging Newest iPhone 16 & Samsung S24

iPhone 16

25min



Samsung S24 Ultra

25min

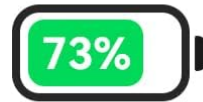


Image: Visual representation of fast charging capabilities, showing an iPhone 16 reaching 63% and a Samsung S24 Ultra reaching 73% in 25 minutes.

Trickle Charging Mode (for low-power devices)

For small devices like AirPods or smartwatches, the power bank features a trickle charging mode to provide optimized performance without compromising battery health. This mode activates automatically for low-power devices.

Charging Multiple Devices Simultaneously

The INIU Power Bank can charge up to three devices at once using its built-in USB-C cable, USB-C port, and USB-A port.



Image: Two individuals utilizing the power bank to charge their devices concurrently, showcasing its multi-device charging capability.

Capacity Overview

Power for Days

10000mAh

1.5 Charges
iPhone 15

3.3 Charges
iPhone 8

1.5 Charges
Samsung S23

2.0 Charges
Samsung S8

1.5 Charges
iPad Mini

11.5 Charges
AirPods Pro



Image: An infographic detailing the charging capacity of the 10000mAh power bank for different devices, such as 1.5 charges for an iPhone 15 and 11.5 charges for AirPods Pro. It also confirms the device is airline approved.

7. MAINTENANCE

- Clean the power bank with a soft, dry cloth. Do not use harsh chemicals or abrasive materials.
- Store in a cool, dry place away from direct sunlight and extreme temperatures.
- If not used for extended periods, charge the power bank at least once every three months to maintain battery health.

8. TROUBLESHOOTING

Problem	Possible Cause	Solution
Power bank not charging	Cable or adapter issue; power bank fully charged; faulty port.	Try a different cable or adapter. Check if the power bank is already at 100%. Try a different charging port if available.
Device not charging from power bank	Power bank low on charge; cable issue; device incompatibility; power bank not activated.	Recharge the power bank. Try a different cable. Ensure your device is compatible. Press the power button to activate output.
Slow charging	Non-fast charging cable/adapter; device not supporting fast charge; multiple devices charging.	Use a PD-compatible cable and adapter. Ensure your device supports fast charging. Charging multiple devices may reduce individual charging speed.

9. SPECIFICATIONS

Feature	Detail
Brand	INIU
Battery Capacity	10000 Milliampere-hour (mAh)
Voltage	12 Volts
Battery Composition	Lithium Polymer
Amperage	5 Amps
Product Dimensions	11.1L x 7W x 1.8Th centimeters
Number of Ports	3 (1x Built-in USB-C, 1x USB-C In/Out, 1x USB-A Out)
Portable	Yes
Compatible Devices	iPhone 15, 15 Plus, 15 Pro, 15 Pro Max, iPhone 14, 14 Plus, 14 Pro, 14 Pro Max, iPhone 13 series, iPhone 12 series, iPhone 11 series, iPhone SE (2nd gen), iPhone XS, XS Max, XR, X, 8, 8 Plus; Samsung Galaxy S23 Ultra/S23/S23+, S22 Ultra/S22/S22+, S21 Ultra/S21+/S21, S20 Ultra/S20+, Z Flip, S10/S10+, Note20/Ultra, Note10/Note10+, Note9, S9/S9+, Note 8, S8/S8+, S7 Edge/S7, Note5, S6; Google Pixel 6, 6 Pro, 5, 4A, 3a, 3XL, 3, 2 XL, 2; iPad Pro, iPad Air; Apple Watch Series 9, 8; AirPods Max, AirPods Pro, AirPods, etc.

10. WARRANTY AND SUPPORT

INIU is committed to providing high-quality products and excellent customer service. Your INIU Power

Bank comes with a comprehensive **3-Year INIU Care** warranty.




Image: INIU's commitment to quality, highlighting their 3-Year INIU Care warranty, supported by over 40 million users globally.

If you encounter any quality issues with your product, please contact INIU customer support. We are dedicated to ensuring your satisfaction and will provide a replacement power bank if necessary. For further assistance, please visit the official INIU website or contact their customer service through the platform where you purchased the product.