

**T-Mobile Revvl 7 Pro 5G**

# T-Mobile Revvl 7 Pro 5G Smartphone User Manual

Model: TMRV07P5G

## 1. OVERVIEW

The T-Mobile Revvl 7 Pro 5G is an advanced smartphone designed for reliable performance and seamless connectivity. It features a large, vibrant display, a versatile quad-camera system, ample storage, and a long-lasting battery, optimized for the T-Mobile network.



Image: Front and back view of the T-Mobile Revvl 7 Pro 5G smartphone, showcasing its sleek design and camera module.



Image: Another perspective of the T-Mobile Revvl 7 Pro 5G smartphone, highlighting its front display and rear camera array.

## 2. PACKAGE CONTENTS

Verify that all items are present in your product package:

- T-Mobile Revvl 7 Pro 5G Smartphone
- USB Cable (USB-C to USB-C)
- SIM Tray Ejector
- Quick Start Guide



Image: The T-Mobile Revvl 7 Pro 5G smartphone displayed next to its retail packaging, indicating the contents of the box.

## 3. GETTING STARTED

### 3.1. Inserting the SIM Card

1. Locate the SIM card tray on the side of your device.
2. Insert the SIM tray ejector tool into the small hole next to the tray and press firmly until the tray pops out.
3. Place your Nano SIM card(s) into the designated slots on the tray. Ensure the gold contacts are facing down.
4. Carefully push the tray back into the device until it is flush.

### 3.2. Initial Power On

1. Press and hold the Power button (located on the right side of the phone) until the T-Mobile logo appears.
2. Follow the on-screen prompts to complete the initial setup, including selecting your language, connecting to Wi-Fi, and signing in to your Google account.

### 3.3. Network Configuration (APN Settings)

In some cases, especially with unlocked devices or specific carriers, you may need to manually configure the Access Point Name (APN) settings for internet connectivity. If you experience issues with mobile data after inserting your SIM card, follow these steps:

1. Go to **Settings > Network & internet > SIMs**.

2. Select your SIM card.
3. Tap **Access Point Names**.
4. You may need to add a new APN or select an existing one. Refer to your mobile carrier's support website or contact their customer service for the correct APN settings.
5. After entering the settings, save them and select the newly configured APN.

## 4. OPERATING YOUR DEVICE: KEY FEATURES

### 4.1. Vibrant Display

The Revvl 7 Pro 5G features a 6.5-inch FHD+ AMOLED display with a resolution of 1080 x 2436 pixels and a 120Hz refresh rate, providing an immersive and smooth visual experience for streaming, gaming, and browsing.



Image: Two T-Mobile Revvl 7 Pro 5G smartphones shown side-by-side, highlighting their large, vibrant displays.

### 4.2. Quad Camera System

Capture stunning photos and videos with the versatile quad-camera setup:

- **50MP Main Camera** with Optical Image Stabilization (OIS) for clear, steady shots.
- **5MP Ultra-Wide Camera** for expansive landscape and group photos.
- **2MP Macro Camera** for detailed close-up shots.
- **2MP Depth Camera** for enhanced portrait mode with bokeh effect.

The front camera is 16MP, perfect for high-quality selfies and video calls.



Image: Close-up of the back of the T-Mobile Revvl 7 Pro 5G smartphone, focusing on the quad-camera system and flash.

### 4.3. Powerful Performance

Equipped with a Qualcomm Snapdragon octa-core processor, the Revvl 7 Pro 5G delivers smooth multitasking, efficient app usage, and responsive gaming.

### 4.4. Massive Storage

The device comes with 256GB of built-in internal storage, providing ample space for your applications, photos, videos, and documents. Storage can be expanded further via a microSD card (sold separately) up to 2TB.

### 4.5. Long-Lasting Battery & Wireless Charging

A 5000mAh battery ensures your device stays powered throughout the day. The Revvl 7 Pro 5G also supports fast charging and convenient wireless charging.

### 4.6. Connectivity

Experience fast and reliable connectivity with 5G and LTE support. The phone also includes Wi-Fi, Bluetooth 5.2, NFC, and a 3.5mm audio jack.

Your browser does not support the video tag.

Video: An official product video showcasing the key features and capabilities of the T-Mobile Revvl 7 Pro 5G Smartphone, including its display, camera, storage, and battery life.

## 5. MAINTENANCE

### 5.1. General Care

- Keep your device dry. Moisture can damage electronic circuits.
- Avoid extreme temperatures. High temperatures can shorten the life of electronic devices and damage batteries.
- Do not drop, knock, or shake the device. Rough handling can break internal circuit boards and fine mechanics.
- Use only approved chargers and accessories.

### 5.2. Software Updates

Regularly check for and install software updates to ensure your device has the latest features, security patches, and performance improvements. Go to **Settings > System > System update**.

### 5.3. Cleaning Your Device

Use a soft, lint-free cloth to clean the screen and body of your phone. Avoid using harsh chemicals or abrasive materials.

## 6. TROUBLESHOOTING

### 6.1. No Internet Connection / Mobile Data Issues

- **Check APN Settings:** As mentioned in Section 3.3, verify your Access Point Name (APN) settings are correctly configured for your carrier.
- **Restart Device:** A simple restart can often resolve temporary network glitches.
- **Reinsert SIM Card:** Power off your phone, remove and reinsert the SIM card, then power on.
- **Contact Carrier:** If issues persist, contact your mobile service provider to ensure your account is active and your IMEI is whitelisted on their network.

### 6.2. Phone is Locked / Not Activating

- **Verify Unlocked Status:** Ensure the device you purchased is indeed unlocked for use with any carrier.
- **IMEI Registration:** Some carriers may require the device's IMEI (International Mobile Equipment Identity) to be registered or 'whitelisted' on their network. To find your IMEI, dial \*#06# on the phone's dialer.
- **Carrier Compatibility:** Confirm that the phone model is fully compatible with your chosen carrier's network bands and technologies.

### 6.3. Device Not Responding

- **Force Restart:** Press and hold the Power button for about 10-15 seconds until the device restarts.
- **Charge Battery:** Ensure the battery is not completely drained. Connect the phone to a charger and wait a few minutes before attempting to power on.

#### 6.4. Battery Draining Quickly

- **Adjust Screen Brightness:** Lowering screen brightness can significantly extend battery life.
- **Close Background Apps:** Close apps running in the background that are not in use.
- **Disable Unused Features:** Turn off Wi-Fi, Bluetooth, GPS, or mobile data when not needed.
- **Check Battery Usage:** In Settings, check which apps are consuming the most battery power.

## 7. PRODUCT SPECIFICATIONS

T-Mobile REVVL7PRO5G		PRODUCT SPECIFICATIONS	
	<b>DESIGN</b>	<b>NETWORK</b>	
	Dimensions Weight Color	GSM B 2/3/5/8 CDMA N/A UMTS B 1/2/4/5/8 LTE B 1/2/3/4/5/7/8/12/13/17/20/25/26/28/38/39/40/41/66/71 NR n1, n3, n7, n25, n28, n38, n41, n66, n71, n77, n78	
	<b>DISPLAY</b>	<b>CONNECTIVITY</b>	
	Screen Size Resolution Glass	5G Data 1024 Mbps downlink, 468 Mbps uplink, 3GPP R16 4G Data FDD/TDD up to 978 Mbps downlink, 211 Mbps uplink Downlink carrier aggregation (CA) ability LTE cat-16 VoLTE Yes VoWiFi Yes WiFi 802.11 a/b/g/n/ac/6e Bluetooth 5.2 Mobile Hotspot Yes NFC Yes USB Type Type C, USB3.0 SIM Type Nano SIM, eSIM	
	<b>PROCESSOR</b>	<b>SOUND</b>	
	Chipset Speed & Type	Music Player YT Music Headset 3.5 mm # of Speakers Stereo speakers HAC ANSI C63.19-2019	
	<b>MEMORY</b>	<b>PRE-LOADS</b>	
	ROM/RAM SD Support User Available Memory	Google Calculator, Calendar, Chrome, Clock, Drive, Meet, Gmail, Google, Play Store, Google TV, Photos, Maps, YouTube, YT Music	
	<b>FEATURES</b>	<b>IN BOX</b>	
	Operating System Security SAR Rating	Items USB-C Cable, Quick Start Guide, Safety and Regulatory Information, Terms & Conditions, SIM Pin	
	<b>REAR CAMERA</b>		
	Megapixels Flash Type Video		
	<b>FRONT CAMERA</b>		
	Megapixels Flash Type Video		
	<b>BATTERY</b>		
	Size Talk Time Standby Time Charge Time Charging Tech		

Image: A detailed table outlining the technical specifications of the T-Mobile Revvl 7 Pro 5G smartphone.

Category	Specification
Model Name	Revvl 7 Pro 5G
Item Model Number	TMRV07P5G
Brand	T-Mobile
Color	Azurite Blue
Operating System	Android 14
CPU Model	Qualcomm Snapdragon 6 Gen 1
CPU Speed	2.2 GHz



Category	Specification
RAM Memory Installed Size	8 GB
Memory Storage Capacity	256 GB (Expandable up to 2TB via microSD)
Screen Size	6.5 Inches
Resolution	1080 x 2436 (FHD+)
Refresh Rate	120 Hz
Battery Capacity	5000 Milliamp Hours
Connectivity Technologies	5G, LTE
Audio Jack	3.5 mm
Item Weight	10.8 ounces
Package Dimensions	6.89 x 3.35 x 1.22 inches

## 8. SAFETY INFORMATION

Please read all safety information before using your device to ensure safe and proper use. This device complies with Part 15 of the FCC Rules. Operation is subject to the following two conditions: (1) This device may not cause harmful interference, and (2) this device must accept any interference received, including interference that may cause undesired operation.

**WARNING:** Cancer and Reproductive Harm - P65Warnings.ca.gov




Image: The back of the T-Mobile Revvl 7 Pro 5G retail box, displaying important legal and safety information, including FCC compliance and Proposition 65 warning.



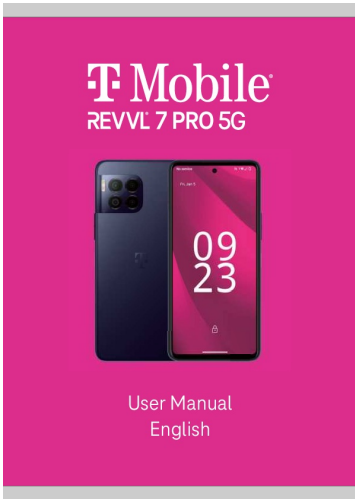
## 9. WARRANTY AND SUPPORT

This product typically comes with a two-year limited warranty. Exclusions and restrictions apply. For detailed warranty information, terms and conditions, and support resources, please refer to the official T-Mobile website or the documentation provided with your device at the time of purchase.

For further assistance, troubleshooting, or service inquiries, please contact T-Mobile customer support.

© 2024 T-Mobile. All rights reserved.


Documents - T-Mobile – Revvl 7 Pro 5G



### [T-Mobile REVVL 7 PRO 5G User Manual](#)

Get started with your T-Mobile REVVL 7 PRO 5G. This comprehensive user manual covers setup, personalization, applications, security, safety, and troubleshooting for your smartphone.

lang:en score:30 filesize: 583.84 K page\_count: 29 document date: 2024-04-19

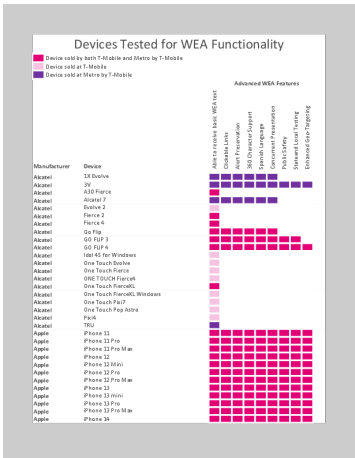


### [\[pdf\] Specifications Label](#)

240325 TMO REVVL 7 Pro 5G Top Cover Modified TMRV07P5G Label Wingtech Group Hong Kong Limited Mobile Phone 2APXW 2APXWTMRV07P5G tmrv07p5g

BC Filename: 231220\_TMO\_REVVL-7\_5G\_Cover.ai Client: T-Mobile Project: Revvl 7 7 Pro Job N: TBC Date Created: 12-18-23 Modified: 12-20-23 Version: 03 Artwork Scale: 100 Die/File Reference: TMO Revvl 7 Revvl 7 Pro Gift Box drawing 23.11.10.pdf Substrate: Top Cover 350g/m FSC coated page...

lang:en score:15 filesize: 947.59 K page\_count: 1 document date: 2024-03-25



### [Wireless Emergency Alerts \(WEA\) Functionality Test Results for Mobile Devices](#)

A comprehensive list of mobile devices tested for Wireless Emergency Alerts (WEA) functionality, detailing support for various advanced WEA features across T-Mobile and Metro by T-Mobile networks.

lang:en score:14 filesize: 188.97 K page\_count: 13 document date: 2025-08-06