

Manuals+

[Q & A](#) | [Deep Search](#) | [Upload](#)

[manuals.plus](#) /

› [VEHOP](#) /

› [VEHOP T75 Ear Clip OWS Open Ear Wireless Earbuds User Manual](#)

VEHOP T75 WHITE

VEHOP T75 Ear Clip OWS Open Ear Wireless Earbuds User Manual

Model: T75 WHITE

1. INTRODUCTION

Thank you for choosing the VEHOP T75 Ear Clip OWS Open Ear Wireless Earbuds. These earbuds are designed to provide a comfortable and immersive audio experience with their unique ear clip open-ear design, advanced Bluetooth 5.3 connectivity, and touch controls. This manual will guide you through the setup, operation, and maintenance of your new earbuds.

2. SAFETY INFORMATION

- Do not expose the earbuds or charging case to extreme temperatures, humidity, or corrosive substances.
- Avoid dropping, impacting, or disassembling the device.
- Keep out of reach of children and pets.
- Clean the earbuds with a soft, dry cloth. Do not use harsh chemicals or abrasive materials.
- Do not listen at excessively high volumes for prolonged periods to prevent hearing damage.

3. PACKAGE CONTENTS

Please check the package for the following items:

- VEHOP T75 Ear Clip OWS Open Ear Wireless Earbuds (Left and Right)
- Charging Case
- USB Type-C Charging Cable
- User Manual (this document)

4. PRODUCT OVERVIEW

The VEHOP T75 earbuds feature an ergonomic ear clip design for secure and comfortable wear. The charging case provides portable power for extended use.



Image: VEHOP T75 Earbuds in their charging case, with one earbud removed to show its unique ear clip design. The charging case has an indicator light.



Image: A diagram illustrating key features of the earbuds, including healthy listening practices, directional sound transmission, HiFi high-fidelity sound quality with a detailed driver breakdown, advanced Bluetooth 5.3 technology, and long endurance capabilities.

5. SETUP

5.1 Charging the Earbuds and Case

Before first use, fully charge the earbuds and the charging case. Connect the provided USB Type-C cable to the charging port on the case and a power source. The indicator light on the case will show charging status.

- Charging Time: Approximately 2 hours for a full charge.
- Battery Life: Up to 30 hours of playtime (earbuds + charging case).
- Standby Time: Up to 300 hours.

Super long battery life

Run at will without anxiety

Charging box with low earphone power consumption and strong power reserve When you put it in anytime and anywhere, you can charge it, accompanied by music all day.



300_H
Standby time

30_H
Call duration

1_H
Charging time

Image: An illustration highlighting the battery life of the earbuds, showing 300 hours of standby time, 30 hours of call duration, and 1 hour of charging time for the earbuds.

5.2 Pairing with a Device

The earbuds support automatic connection for quick pairing.

1. Ensure your device's Bluetooth is turned on.
2. Open the charging case and take out both earbuds. They will automatically power on and enter pairing mode.
3. On your device, search for Bluetooth devices and select "VEHOP T75" from the list.
4. Once connected, you will hear a confirmation prompt, and the earbuds will be ready for use.

The earbuds are widely compatible with various Bluetooth-enabled devices, including smartphones, tablets, and laptops.

Connection

Take out and connect Fast connection

Enjoy wireless experience, take out automatic boot pairing, shut down the cabin automatically and disconnect the connection



Support multiple intelligent devices

Wireless 5.3 is widely compatible with Apple Android, and can be connected with Wireless function



Wearing glasses does not affect wearing

Innovative non sense wearing design does not hinder wearing glasses



Image: This image demonstrates the fast connection process of the earbuds, showing them being taken out of the case for automatic pairing. It also illustrates compatibility with multiple intelligent devices and confirms that wearing glasses does not affect the wearing comfort of the earbuds.

6. OPERATING INSTRUCTIONS

6.1 Power On/Off

- **Power On:** Open the charging case and take out the earbuds. They will power on automatically.
- **Power Off:** Place the earbuds back into the charging case and close the lid. They will power off automatically. Alternatively, long press the touch area for 3 seconds to manually power off.

6.2 Touch Controls

The VEHOP T75 earbuds feature sensitive touch controls on both the left and right earbuds.

Intelligent touch control

Sensitive and convenient

The left and right ears have separate touch control, which can cut songs at will, answer the hang-up call and wake up the voice assistant. Music starts and stops, better understand your heart



Image: A visual guide to the intelligent touch controls of the earbuds, detailing actions such as boot/shutdown (long press 3 seconds), play/pause (click left/right), volume adjustment (triple click left/right), switch songs (double click left/right), answer/hang up (click left/right), and summon voice assistant (long press for 3 seconds).

Function	Action
Power On/Off	Long press for 3 seconds
Play/Pause	Click left/right earbud
Volume Adjustment	Triple click left/right earbud

Function	Action
Next Song	Double click right earbud
Previous Song	Double click left earbud
Answer/Hang up Call	Click left/right earbud
Summon Voice Assistant (Siri, Google Assistant)	Long press for 3 seconds

6.3 Wearing the Earbuds

The unique ear clip design ensures a secure and comfortable fit without entering the ear canal, making them suitable for extended wear and various activities.

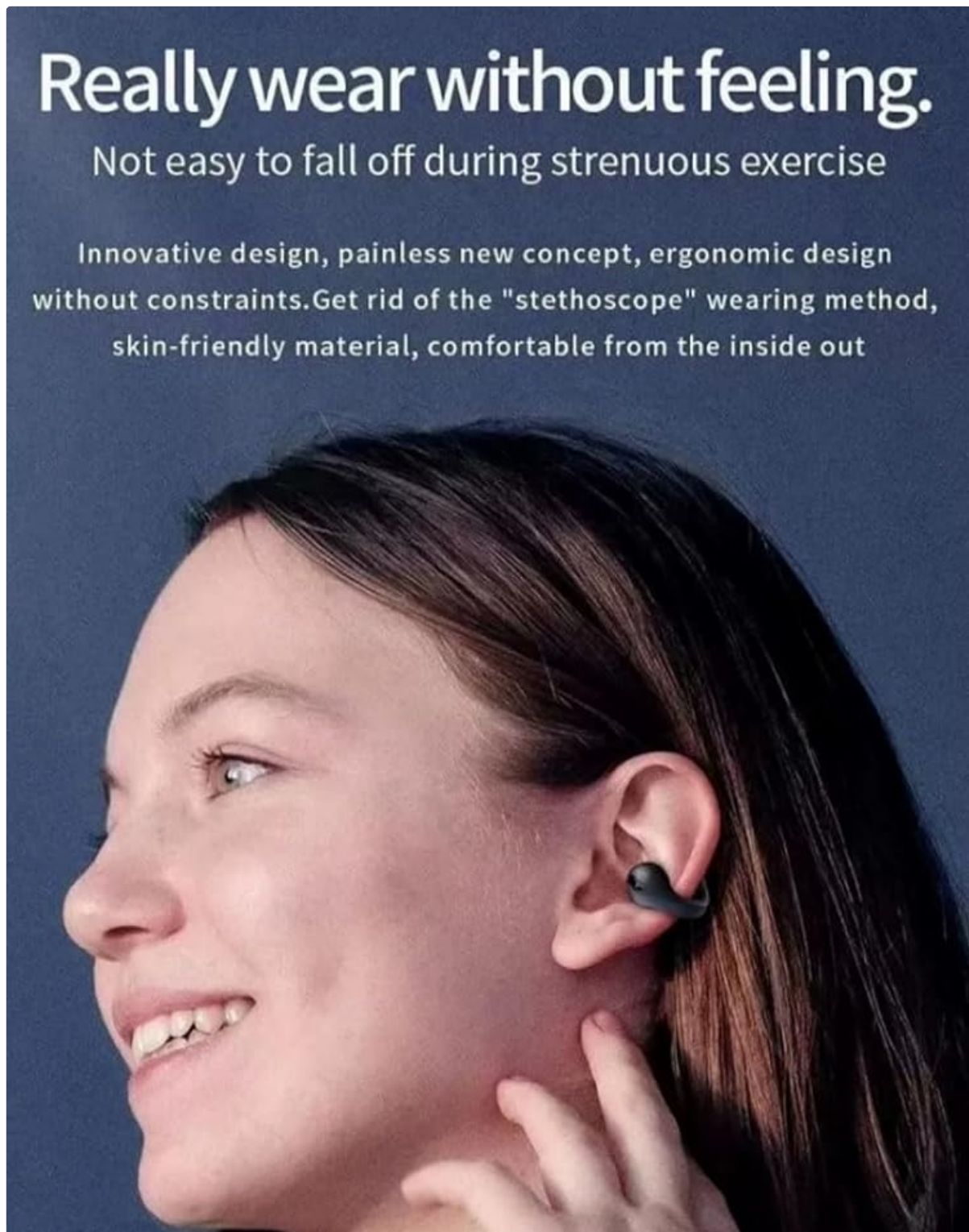




Image: A visual demonstrating the comfortable and painless wearing experience of the earbuds, highlighting their innovative, ergonomic, and skin-friendly design that prevents discomfort even during strenuous exercise.

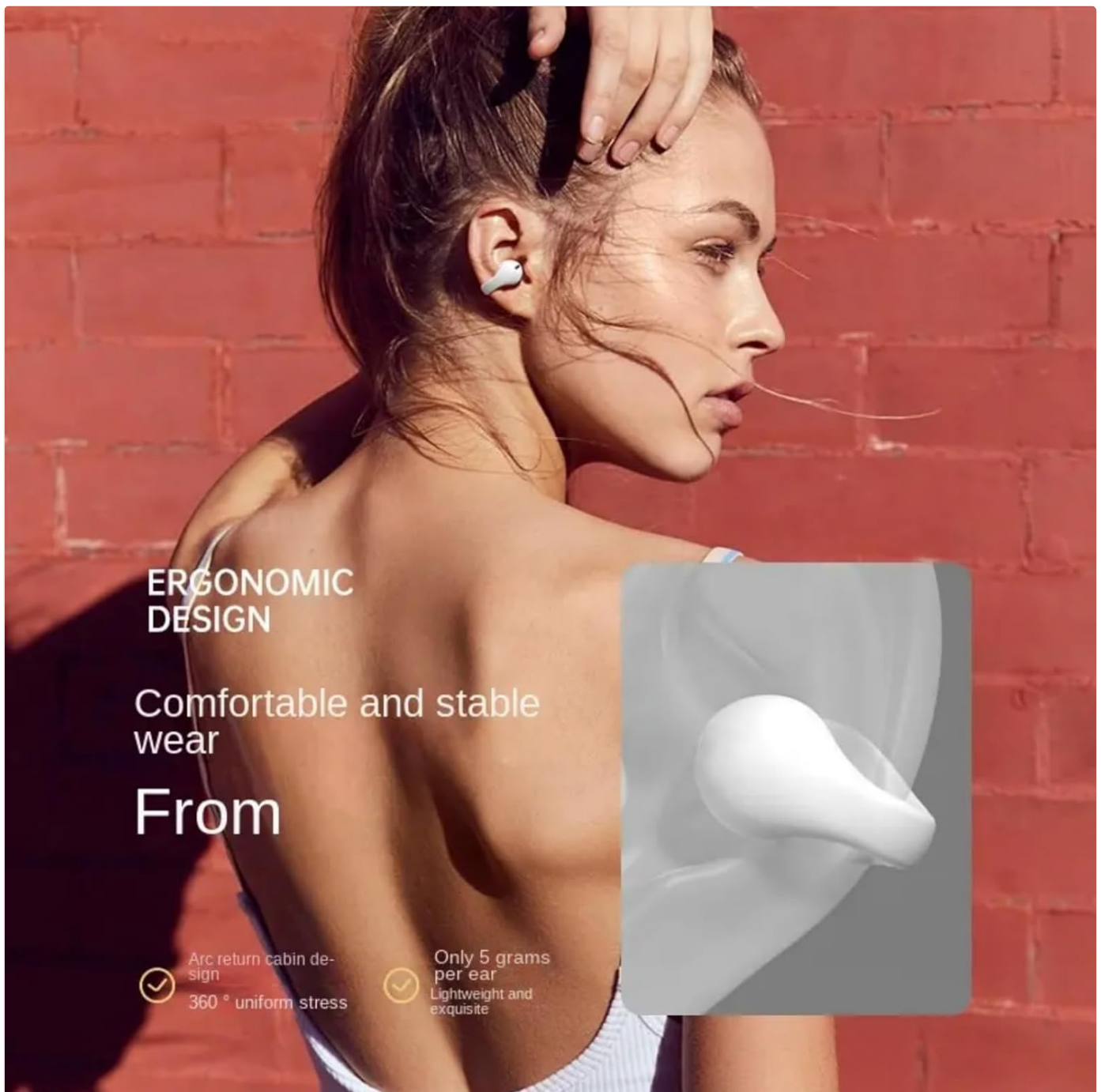


Image: This image emphasizes the ergonomic design of the earbuds, showcasing their comfortable and stable wear. It notes that each earbud weighs only 5 grams, contributing to a lightweight and exquisite feel with 360-degree uniform stress distribution.

7. MAINTENANCE

7.1 Cleaning

Regular cleaning helps maintain the performance and longevity of your earbuds.

- Use a soft, dry, lint-free cloth to wipe the earbuds and charging case.
- Do not use liquids, sprays, or cleaning agents containing alcohol, ammonia, or abrasives.

7.2 Water Resistance

The earbuds have an IPX5 water resistance rating, meaning they are protected against low-pressure water jets from any direction. This makes them suitable for workouts and light rain.

- Do not submerge the earbuds in water.

- The charging case is not water-resistant.
- Ensure earbuds are dry before placing them back in the charging case.




Image: A visual representation of the earbuds' water resistance, showing them being exposed to water spray, indicating their suitability for exercise and resistance to sweat and rain.

7.3 Storage

When not in use, store the earbuds in their charging case to protect them and keep them charged.

8. TROUBLESHOOTING

If you encounter issues with your VEHOP T75 earbuds, please refer to the following common solutions:

Problem	Possible Solution
Earbuds not pairing	Ensure earbuds are charged. Turn off and on your device's Bluetooth. Forget "VEHOP T75" from your device's Bluetooth list and re-pair.
Only one earbud working	Place both earbuds back into the charging case, close the lid, wait a few seconds, then take them out again to re-establish stereo connection. Ensure both earbuds are charged.
No sound or low volume	Check the volume level on both the earbuds (via touch control) and your connected device. Ensure earbuds are properly connected.
Earbuds not charging	Ensure the charging cable is securely connected to both the case and power source. Check if the charging case has power. Clean the charging contacts on the earbuds and inside the case.
Poor call quality	Ensure the earbuds are within Bluetooth range of your device. Avoid environments with strong interference. Check microphone for obstructions.

9. SPECIFICATIONS

Feature	Detail
Model Name	T75 WHITE
Connectivity Technology	Wireless (Bluetooth 5.3)
Bluetooth Range	Up to 15 Metres
Driver Size	13mm
Impedance	120 Ohm
Noise Control	Sound Isolation
Battery Life (Earbuds + Case)	Up to 30 Hours
Charging Time	Approximately 2 Hours
Control Type	Touch Control
Water Resistance Level	IPX5 (Earbuds only)
Material	Acrylonitrile Butadiene Styrene (ABS)
Item Weight	50 Grams
Product Dimensions	9 x 4 x 2 cm

Feature	Detail
Compatible Devices	Smartphones, Tablets, Laptops, Desktops, Smart Speakers, Gaming Consoles, Car Audio Systems, Television

10. WARRANTY AND SUPPORT

Your VEHOP T75 Ear Clip OWS Open Ear Wireless Earbuds come with a 6-month warranty from the date of purchase. This warranty covers manufacturing defects and workmanship under normal use.

For warranty claims, technical support, or any inquiries, please contact VEHOP customer service:

- **Email:** contact.vehop@gmail.com
- **Manufacturer Address:** 1413, VEHOP, Kalyan Shil Road, Dombivli East 421203

Please retain your proof of purchase for warranty service.