



Manuals.plus /

- › WEMAX /
- › WEMAX Projector User Manual

WEMAX B0DRG98FFY

WEMAX Projector User Manual

Model: B0DRG98FFY
Brand: WEMAX

INTRODUCTION

This manual provides detailed instructions for the setup, operation, and maintenance of your WEMAX Google TV Projector. Please read this manual thoroughly before using the product to ensure proper function and longevity.



Image: The WEMAX Projector displaying the Google TV interface, highlighting its smart capabilities.

WHAT'S IN THE BOX

Verify that all items are present in the package:

- Smart Projector
- 210° Removable & Adjustable Stand
- Adapter
- Power Cord
- Remote Control

SETUP GUIDE

1. Placement and Power Connection

Place the projector on a stable, flat surface. The adjustable stand allows for flexible positioning, including ceiling projection or various angles. Connect the power adapter to the projector and then to a power outlet.

210° Removable & Adjustable Stand

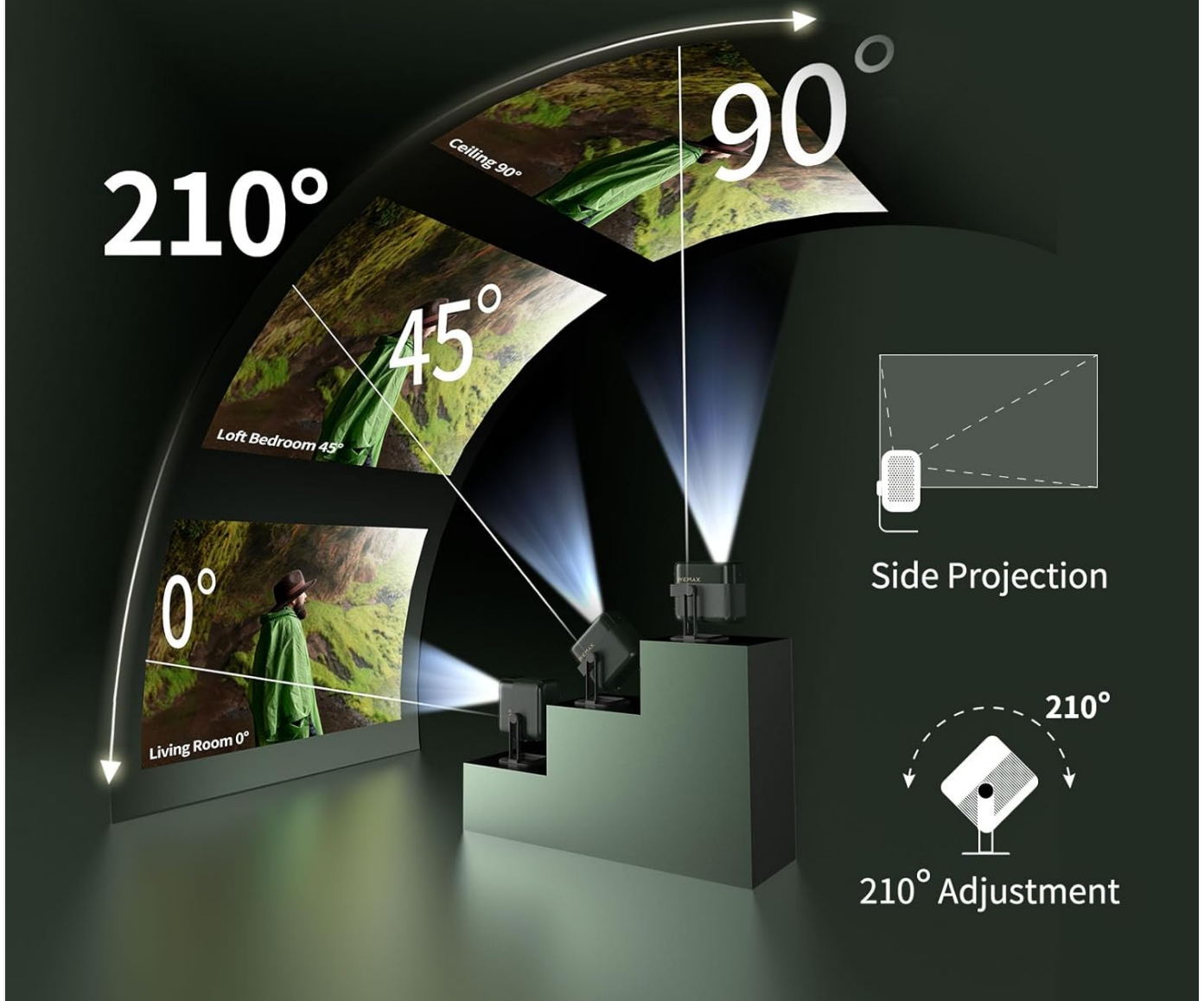


Image: Illustration demonstrating the 210-degree adjustable and removable stand, allowing for projection at various angles including ceiling and wall.

2. Initial Power On and Network Connection

Press the power button on the projector or remote control to turn it on. Follow the on-screen prompts to connect to your Wi-Fi network. The projector supports 2.4G/5G dual-band Wi-Fi.

3. Google TV and Netflix Setup

As the projector features built-in Google TV and licensed Netflix, you will be guided through the setup process to log in with your Google account and access streaming services. This eliminates the need for external streaming devices.

Google TV Projector Licensed by Netflix

One-Click Access to Massive Content

 Google TV

 Google Cast

 Hey Google

 Google Play

 ADD ACCOUNT



Image: The WEMAX Projector with its remote control, showcasing the integrated Google TV and Netflix licensing for direct access to streaming content.

4. Automatic Image Adjustment

The projector is equipped with intelligent screen adaptation technology, including auto focus, auto keystone correction, intelligent screen alignment, and intelligent obstacle avoidance. These features automatically adjust the image for optimal clarity and shape.

Brighter and More Wonderful

With the brightness of 400 ISO lumens, is 170% higher than that of products with equivalent prices, allowing you to watch movies at any time during the day and night.

True **400**
ISO Lumens

170%
Brightness Higher



Image: Visual representation of the projector's intelligent screen adaptation features: auto focus, auto keystone correction, intelligent screen alignment, and intelligent obstacle avoidance.

OPERATING INSTRUCTIONS

1. Navigating Google TV

Use the provided remote control to navigate the Google TV interface. The home screen provides access to recommended content, installed apps, and settings. You can access 700,000+ movies and shows and 10,000+ streaming apps.

2. Voice Control with Google Assistant

The projector supports hands-free voice control via Google Assistant. Press the dedicated Google Assistant button on the remote and speak commands to search for content, control playback, or get information.

3. Streaming and Casting

Utilize the built-in streaming apps like Netflix, YouTube, Prime Video, and Hulu. For content from other devices, use the

Google Cast feature to effortlessly cast from your smartphone, tablet, or PC screen.

4. External Device Connectivity

The projector is equipped with HDMI and USB ports for connecting external devices such as PCs, game consoles, DVD players, external hard drives, and soundbars. Bluetooth connectivity allows for wireless audio output to headphones or speakers.



Image: Diagram illustrating the multi-device compatibility of the WEMAX Projector, including HDMI, USB, and audio output options for various peripherals.

5. Audio Experience

The projector features 2x5W HiFi speakers with Dolby Audio support, providing 360-degree stereo surround sound. For enhanced audio, connect external Bluetooth speakers or a soundbar.

**Deliver Powerful Sound
For Your Favorite Content**

Dolby
AUDIO

2x5W



Image: Representation of the projector's dual 5W HiFi speakers and Dolby Audio integration, designed to deliver powerful sound.

6. Brightness and Picture Quality

The projector delivers 400 ISO lumens brightness, 1080P native resolution with 4K support, and a 2500:1 contrast ratio with HDR10 decoding. For optimal viewing, use the projector in a dark environment.

Intelligent Screen Adaptation Technology




Image: A projected image highlighting the 400 ISO Lumens brightness, 4K support, native 1080P resolution, and 2500:1 contrast ratio of the WEMAX Projector.

MAINTENANCE

1. Cleaning

To clean the projector's exterior, use a soft, dry cloth. Do not use liquid cleaners or abrasive materials. The fully-enclosed light engine prevents dust intrusion, minimizing internal cleaning needs.

Full-Sealed Optical Engine



Active Heat
Dissipation



Dustproof



Long Life Using




Image: Internal diagram of the WEMAX Projector's full-sealed optical engine, illustrating its dustproof design and active heat dissipation for prolonged life.

2. Storage

When not in use for extended periods, store the projector in a cool, dry place, away from direct sunlight and extreme temperatures. Ensure it is powered off and unplugged.

TROUBLESHOOTING

Problem	Possible Cause	Solution
No Power	Power cord not connected; Power outlet issue.	Ensure power cord is securely connected. Try a different outlet.
No Image	Input source not selected; Lens cap on; Auto-adjustment issues.	Select correct input source. Remove lens cap. Allow auto-focus/keystone to run or manually adjust.
Blurry Image	Out of focus; Incorrect projection distance.	Ensure auto-focus is enabled or manually adjust focus. Adjust projection distance (10 feet for 120-inch screen).
No Sound	Volume too low; Muted; External audio device not connected.	Increase volume. Check mute settings. Ensure Bluetooth audio is connected or external speakers are properly plugged in.
Remote Not Responding	Low batteries; Obstruction.	Replace batteries. Ensure no obstructions between remote and projector.

SPECIFICATIONS

Feature	Detail
Brand	WEMAX
Model	B0DRG98FFY
Display Resolution	Native 1920 x 1080 (Supports 4K)
Brightness	400 ISO Lumens
Contrast Ratio	2500:1 (HDR10 decoding)
Operating System	Certified Google TV with Licensed Netflix
Connectivity	Wi-Fi (2.4G/5G dual-band), Bluetooth 5.0, HDMI, USB
Audio	2x5W HiFi Speakers, Dolby Audio
Special Features	Adjustable Stand, Auto Focus, Auto Obstacle Avoidance, Auto Screen Alignment, Built-In Speaker, Google Assistant
Product Dimensions	7.5 x 5.01 x 8.16 inches
Item Weight	9.48 pounds

WARRANTY AND SUPPORT

For warranty information, please refer to the documentation included with your purchase or visit the official WEMAX website. For technical support or inquiries, you can contact WEMAX customer support:

- **Email:** support@wemax.com
- **Response Time:** Quick response within 24 hours.



Image: WEMAX customer support details, including email address and response time.

