



Manuals.plus /

› XIAOKOA /

› User Manual for XIAOKOA LS311-1 Pocket-Type Sound Amplifier

## XIAOKOA LS311-1

# User Manual for XIAOKOA LS311-1 Pocket-Type Sound Amplifier

Model: LS311-1 | Brand: XIAOKOA

## 1. INTRODUCTION

The XIAOKOA LS311-1 is a compact and lightweight pocket-type sound amplifier designed to enhance hearing clarity in various daily situations. It features advanced sound processing, multiple operating modes, and a long-lasting battery, making it a reliable companion for individuals seeking improved auditory experience. This manual provides detailed instructions on how to effectively use and maintain your device.



Figure 1: The XIAOKOA LS311-1 Pocket-Type Sound Amplifier and its earbud.

## 2. KEY FEATURES

- **52dB Amplification & 8-Level Volume Adjustment:**

This rechargeable sound amplifier offers a maximum amplification effect of 52dB, boosting volume by up to 35 times, making it suitable for individuals with moderate to severe hearing loss. It includes an 8-level volume adjustment for precise customization to your hearing needs. Additionally, fine-tuning of high and low frequencies is possible to ensure clear sound in diverse environments. If you find voices are not clear, please use the fine-tuning feature.



# 最大52dBの増幅効果！



## 日常生活での「聞こえ」のレベル

正常値 (~25dB未満)	軽度難聴 (25~40dB未満)	中度難聴 (40~70dB未満)	高度難聴 (70~90dB未満)	重度難聴 (90dB以上)
よく聞こえる	小さい声での会話か聞き取りにくい	普通の会話でよく不自由を感じる	耳元に口を近づけないと大声でも聞き取りにくい	ほとんど聞こえない

Figure 2: Visual representation of 52dB amplification and hearing level chart.

## 8段階音量調整・高低周波微調整

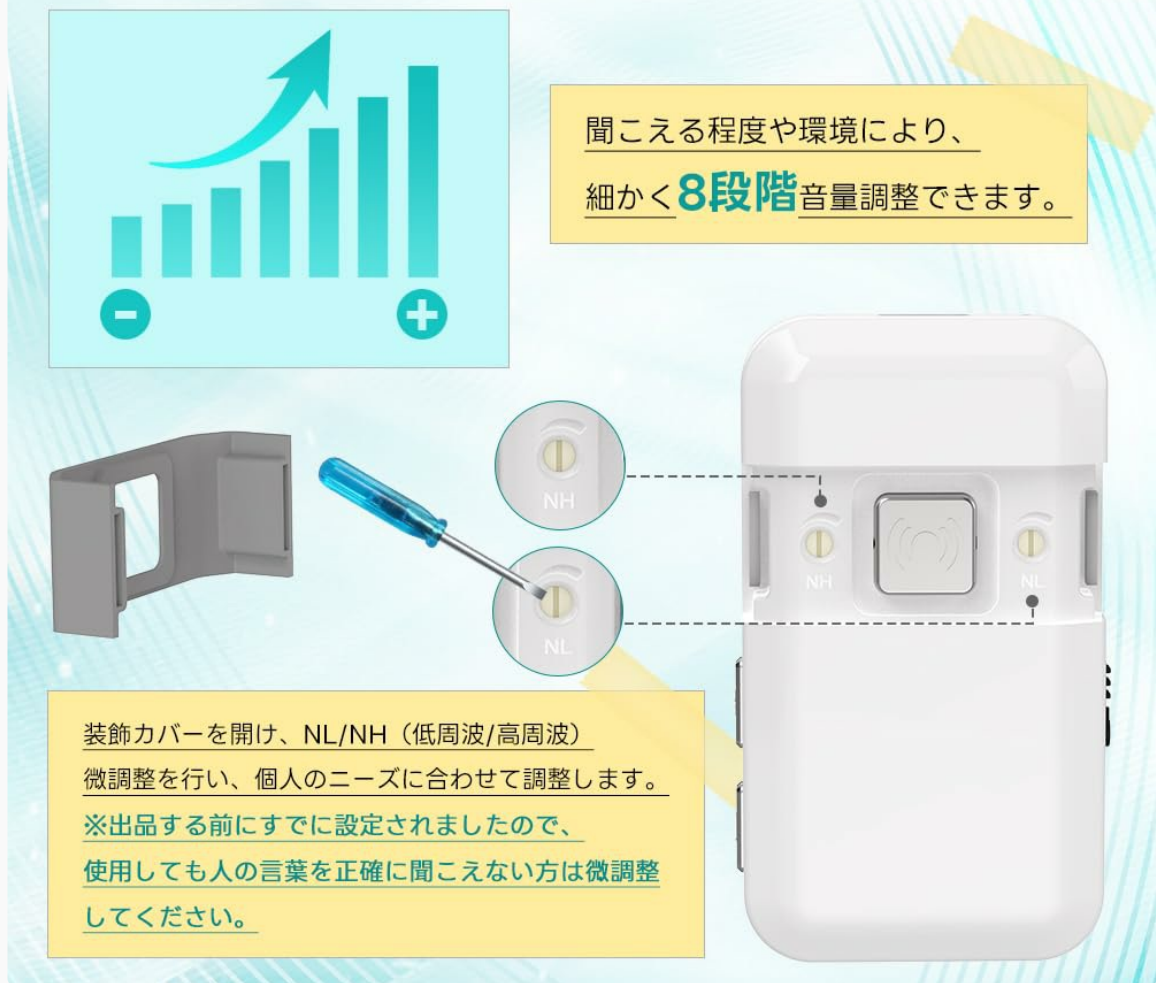


Figure 3: Location of NL/NH fine-tuning screws for frequency adjustment.

- **Howling Suppression & High Sound Quality:**



The amplifier's design separates the microphone and speaker to prevent amplified reverberation, reducing unpleasant sounds and delivering natural, high-quality audio. Utilizing 16-channel digital processing technology and a DSP chip, it effectively filters out ambient noise, ensuring important conversations are heard clearly. This feature is ideal for TV viewing, meetings, and daily conversations.

# ハウリング抑制・高音質

マイクとスピーカーを離れた構造で増幅された反響音を根本的に防ぎます。

マイク (集音部分)

イヤホン (スピーカー部分)



16チャンネルのデジタル処理技術とDSPチップの組み合わせで、ノイズ低減し、人の声がより自然に聞こえます。

Figure 4: Howling suppression mechanism and DSP chip technology.

## • 4 Modes & TV Mode:

The device offers four distinct modes: **Normal Mode** for everyday environments, **Outdoor Mode** (low frequency) to reduce external noise, **Indoor Mode** (high frequency) to clarify conversations at home or in meeting rooms, and **TV Mode** for direct audio transmission from your television. An audio cable is included for TV mode connection.

# 4つのモード・テレビモード

テレビの音声がより快適に聞こえるようになります。



※ご注意：

オーディオケーブルを介して集音器とテレビを接続してから、  
テレビモードをご利用ください。  
(オーディオケーブルはパッケージに含まれています。)



Figure 5: Overview of the four operational modes, including TV mode connection.

- **Built-in Large Capacity Rechargeable Battery & Up to 160 Hours Usage:**

Equipped with a 300mAh rechargeable battery, the amplifier provides up to 160 hours of continuous use on a single charge, reducing the need for frequent recharging. It supports Type-C charging for broad compatibility with modern devices. Note: The amplifier cannot be used while charging due to having only one Type-C jack.

# 最大160時間使用可能

300mAh大容量充電電池が内蔵され、  
満充電すると最大18日まで使用することができます。  
頻繁に充電する必要はありません。



充電インジケータ

- ※ 最大使用時間は音量を最小にした場合になります。  
使用環境により使用時間は異なります。
- ※ 一つのType-Cジャックしかないので、充電している場合、集音器を使用できません。

Figure 6: Type-C charging port and charging indicator.

- **Easy-to-Operate Pocket Type:**

Its compact and lightweight design (only 25g) makes it highly convenient for daily use. The mini size fits easily into a pocket, and its simple, separated design allows for easy one-handed operation, minimizing accidental presses. A back clip allows for secure attachment to clothing, enhancing user-friendliness.

## 最大160時間使用可能

片手操作できるミニサイズ、分離式で誤操作がありません。



バッククリップは服に固定でき、使い勝手が良いです。



Figure 7: Device size and back clip usage examples.

- **SOS Alarm:**

Beyond hearing support, this device includes an SOS alarm function for enhanced safety. In difficult situations, users can quickly activate the alarm to alert those nearby. For instance, if a fall occurs, the amplifier can help in seeking timely assistance, providing peace of mind for daily living.

# SOSアラーム

モードボタンを長押しすると、SOSアラームが鳴ります。  
簡単に助けを求めます。お年寄りに必需品になります。




Figure 8: SOS alarm function in an emergency scenario.

## 3. SETUP

### 3.1 Package Contents

Before you begin, please verify that all items are present in the package:

- Sound Amplifier x 1
- Earphone x 1
- Eartips x 6 (various sizes)
- Cleaning Brush x 1
- Audio Cable x 1
- Strap x 1
- Screwdriver x 1 (for fine-tuning)



Figure 9: All items included in the package.

### 3.2 Initial Charging

Before first use, fully charge the device. Connect the provided Type-C cable to the amplifier's charging port and plug the other end into a compatible USB power source. The charging indicator light will show the charging status. A full charge can provide up to 160 hours of use.

### 3.3 Attaching the Earphone

Connect the earphone to the designated earphone jack on the amplifier. Choose the most comfortable eartip size from the six provided options for optimal fit and sound quality.

## 4. OPERATING INSTRUCTIONS

### 4.1 Power On/Off

Locate the power switch on the side of the device. Slide the switch to the 'ON' position to power on the amplifier. Slide it to 'OFF' to power off.

### 4.2 Volume Adjustment

Use the volume control buttons (usually marked with '+' and '-') on the device to adjust the listening volume. There are 8 levels of volume adjustment. Start with a lower volume and gradually increase it to a comfortable level.

### 4.3 Mode Selection

Press the mode button to cycle through the four available modes:

- **Normal Mode:** For general daily use in quiet to moderately noisy environments.
- **Outdoor Mode (Low Frequency):** Reduces ambient noise when outdoors.
- **Indoor Mode (High Frequency):** Enhances clarity of conversations in indoor settings like homes or meeting rooms.
- **TV Mode:** Connect the amplifier to your TV using the provided audio cable to directly receive TV audio.

### 4.4 SOS Alarm Function

To activate the SOS alarm, press and hold the designated SOS button (often the main button with a speaker icon). The device will emit a loud alarm sound to attract attention in an emergency.

## 5. MAINTENANCE

---

### 5.1 Cleaning

Regularly clean the device and eartips. Use the provided cleaning brush to remove any earwax or debris from the eartips and earphone opening. Wipe the main unit with a soft, dry cloth. Do not use liquid cleaners or immerse the device in water.

### 5.2 Battery Care

To prolong battery life, avoid fully discharging the battery frequently. Charge the device when the battery low indicator appears. If storing the device for an extended period, charge it to about 50% and recharge every few months.

## 6. TROUBLESHOOTING

---

- **No Sound or Low Volume:**
  - Ensure the device is powered on.
  - Increase the volume using the '+' button.
  - Check if the earphone is securely connected.
  - Ensure the battery is charged.
  - Clean the eartips and earphone opening for any blockages.
- **Howling/Whistling Sound:**
  - Ensure the eartip fits snugly in your ear canal to prevent sound leakage. Try a different size eartip.
  - Reduce the volume.
  - Adjust the high/low frequency fine-tuning screws (NL/NH) using the provided screwdriver.
- **Unclear Voices/Excessive Noise:**
  - Switch to a different mode (Normal, Outdoor, Indoor) that better suits your environment.
  - Adjust the high/low frequency fine-tuning screws (NL/NH) for clearer sound.
  - Ensure the microphone is not obstructed.
- **Device Not Charging:**
  - Ensure the Type-C cable is properly connected to both the device and the power source.
  - Try a different Type-C cable or power adapter.
  - Check the power source (wall outlet, USB port) is functional.

## 7. SPECIFICATIONS

---

Specification	Detail
Brand	XIAOKOA
Model Name	Single Ear
Style	Pocket Type Ear Canal Type
Material	Acrylonitrile Butadiene Styrene (ABS)
Color	White
Manufacturer	LINGSHENG TECHNOLOGY (GUANGDONG) CO.,LTD
Part Number	LS311-1
Item Weight	150 g
Package Dimensions	11.3 x 8.8 x 5.7 cm
Battery	1 Lithium Ion battery (included)
Features	Lightweight, Noise Cancelling, Rechargeable, High Fidelity, Volume Control
Battery Included	Yes
Battery Used	Yes
Battery Type	Lithium Ion
ASIN	B0D95W1LB6
Recommended Rating	3.7 out of 5 stars (31 ratings)
Amazon Sales Rank	#132,461 in Home & Kitchen; #110 in Sound Amplifiers
First Available Date on Amazon.co.jp	June 20, 2024

## 8. WARRANTY INFORMATION

Warranty information for this product is not available in the provided data. Please refer to the product packaging or contact the seller directly for details regarding warranty coverage.

## 9. SUPPORT

Support contact information for this product is not available in the provided data. For technical assistance or customer service, please refer to the contact details provided on the product packaging or the seller's information on the purchase platform.

