

Manuals+

[Q & A](#) | [Deep Search](#) | [Upload](#)

[manuals.plus](#) /

› [ADYOOM](#) /

› [AI Language Translation Wireless Earbuds G08 \(Blue\)](#)

ADYOOM G08

ADYOOM AI Language Translation Wireless Earbuds G08 User Manual

Model: G08 | Brand: ADYOOM

INTRODUCTION

Welcome to the user manual for your ADYOOM AI Language Translation Wireless Earbuds G08. These earbuds are designed to provide seamless communication by breaking language barriers through smart technology. With advanced AI capabilities, they offer real-time translation, high-definition audio, and comfortable wear for various occasions, including travel, business meetings, and daily use.

This manual provides detailed instructions on setting up, operating, and maintaining your earbuds to ensure optimal performance and longevity.

PACKAGE CONTENTS

Please verify that all items listed below are included in your package:

- ADYOOM AI Language Translation Wireless Earbuds (G08)
- Charging Case
- User Manual (this document)
- USB Data Cable (Type-C)

PRODUCT OVERVIEW

The ADYOOM G08 earbuds combine advanced AI translation with high-fidelity audio in a compact and ergonomic design. Key features include real-time two-way translation, versatile usage modes, and extended battery life.



Figure 1: ADYOOM G08 Earbuds and Charging Case. The case features a digital display for battery status and other information.

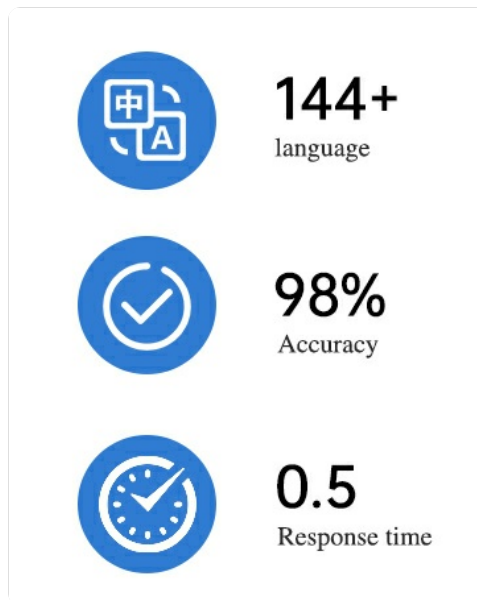


Figure 2: ADYOOM Brand Logo, emphasizing AI Translation Earbuds.

SETUP AND FIRST USE

- 1. Initial Charging:** Before first use, place both earbuds into the charging case and connect the case to a power source using the provided USB Type-C cable. Ensure the earbuds and case are fully charged. The digital display on the case will indicate charging status.
- 2. Power On:** Take both earbuds out of the charging case. They will automatically power on and attempt to pair with each other.
- 3. Pairing with Your Device:**
 - Enable Bluetooth on your smartphone or tablet.
 - Search for "ADYOOM G08" in the list of available Bluetooth devices.
 - Select "ADYOOM G08" to connect. A voice prompt will confirm successful pairing.
- 4. Download the AI COOL App:** For translation features, download the "AI COOL" application from your device's app store (iOS App Store or Google Play Store). This software is free to use.
- 5. Link Device in App:** Open the AI COOL app and follow the on-screen instructions to link your ADYOOM G08 earbuds. Once connected, you can access all translation functionalities directly through the app.

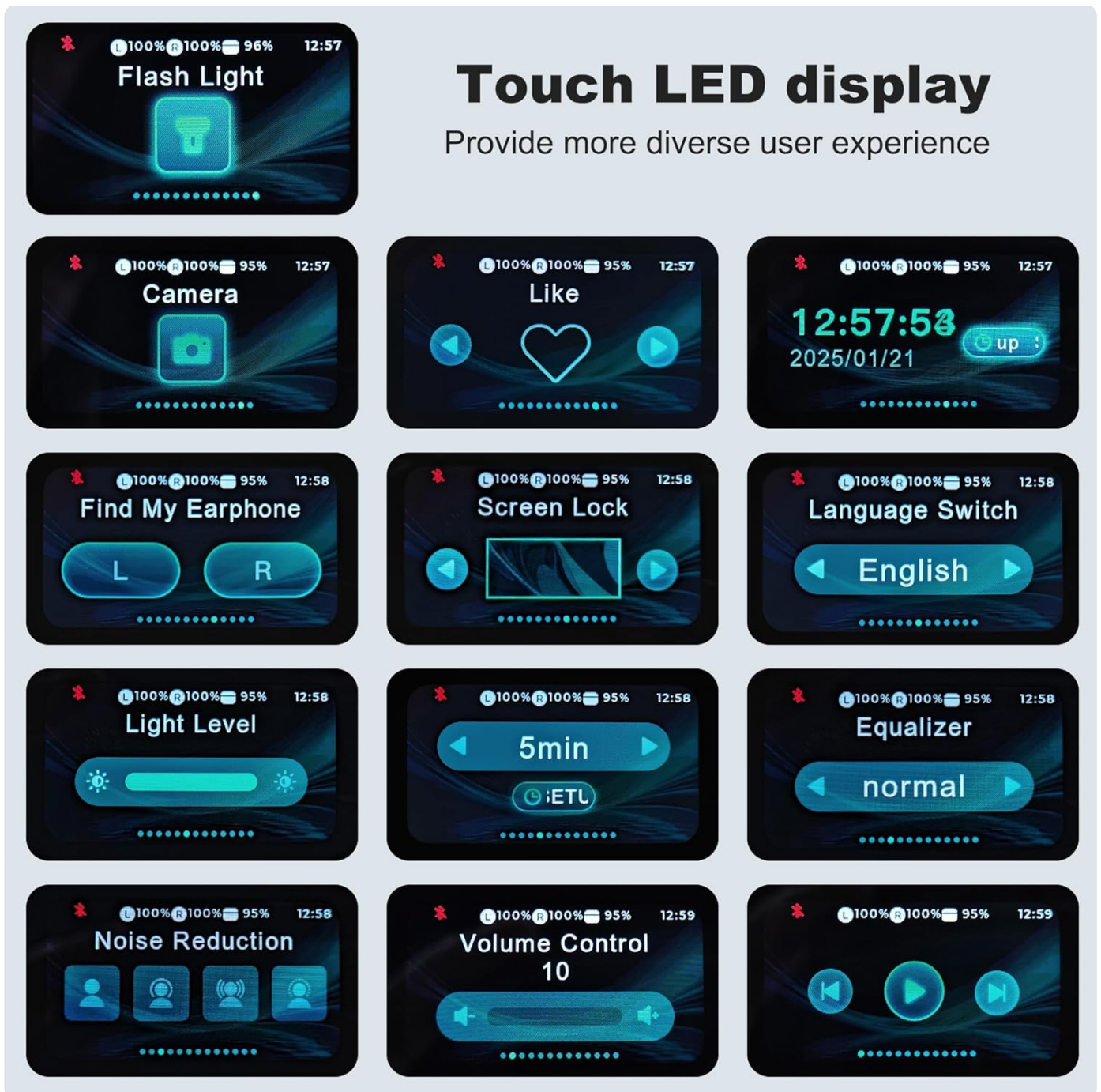


Figure 3: Touch LED Display Functions. The charging case display offers various controls and settings.

OPERATING INSTRUCTIONS

Touch Controls

The ADYOOM G08 earbuds feature intuitive touch controls for managing calls, music, and translation modes. Specific gestures and their functions are detailed in the AI COOL app and on the charging case's LED display.

- **Answering/Ending Calls:** Single touch on either earbud.
- **Playing/Pausing Music:** Single touch on either earbud.
- **Next Track:** Double touch on the right earbud.
- **Previous Track:** Double touch on the left earbud.
- **Activating Translation Mode:** Refer to the AI COOL app for specific instructions on initiating translation.

Translation Features

The core functionality of the G08 earbuds is real-time language translation. They support two-way translation in over 144 languages, continuously improving accuracy through advanced machine learning.

- **Real-time Translation:** Speak naturally, and the earbuds will translate and output the speech in the selected target language.
- **Versatile Modes:** Switch between different translation modes within the AI COOL app to suit various scenarios, such as face-to-face conversations, lectures, or travel.
- **High Accuracy:** The system is designed for precise translations, adapting to user preferences over time.

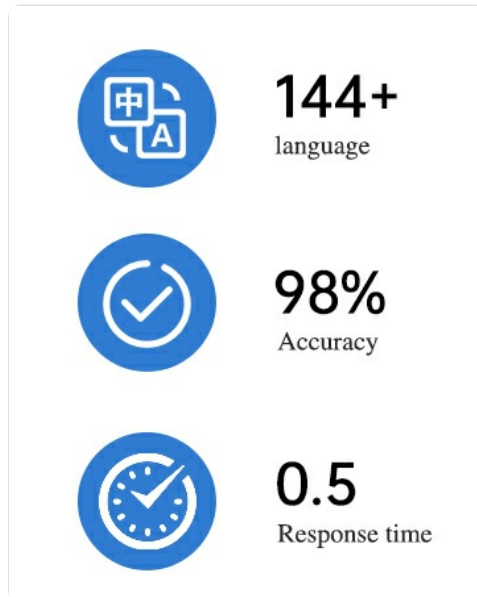


Figure 4: Translation Capabilities. Highlighting language support, accuracy, and response time.

Audio Features

Beyond translation, the G08 earbuds deliver high-definition audio for music and calls.

- **HD Sound Quality:** Enjoy clear and rich audio for all your media.
- **Enhanced Crystal-Clear Calls:** Equipped with multiple microphones (Talk Mic, VPU Mic, Windproof Mic), these earbuds ensure your voice is heard clearly, even in noisy environments.
- **Professional-Grade Surround Sound:** Innovative use of high-elastic magnetic bass moving coil and polymeric ceramic treble speaker provides superior sound quality with Hi-Fi level audio, Binaural Dolby Live Spatial Sound Effects, and Dolby Spatial Sound support.

ENHANCED CRYSTAL-CLEAR CALLS


Hear every word with precision and ensure your voice is heard, even in noisy environments.



Figure 5: Microphone Placement for Clear Calls. Illustrates the multi-mic system for noise reduction.

High-Precision Laminated Horn Professional-Grade Surround Sound

Innovative use of high-elastic magnetic bass moving coil and polymeric ceramic treble speaker for superior sound quality.



**Powered by Meta Combination
Coaxial Dual Units, Providing:**

- Hi-Fi Level Sound Quality Experience
- Binaural Dolby Live Spatial Sound Effects
- Supports Dolby Spatial Sound

Figure 6: Internal Audio Components. Demonstrating the advanced speaker design for superior sound.

Battery and Charging

The G08 earbuds offer extended battery life for prolonged use.

- **Earbud Playback:** Up to 10 hours on a single charge.
- **Total Playback with Case:** An additional 50 hours of battery life provided by the compact charging case, totaling up to 60 hours.
- **Digital Display:** The charging case features a convenient digital display to monitor battery levels.
- **Fast Charging:** Recharge the case using the included Type-C USB cable.

40-HOUR LONG-LASTING POWER

Enjoy uninterrupted music and calls with an exceptional 40-hour battery life—no more worrying about frequent charging.



Up to 10 Hours on a Single Charge

Figure 7: Extended Battery Life. Showcasing the long-lasting power of the earbuds and charging case.

SMARTPOW TECHNOLOGY

Advanced algorithms ensure precise power management, combined with a low-power chip and HD display, giving you extended battery life and real-time power monitoring for a seamless experience.

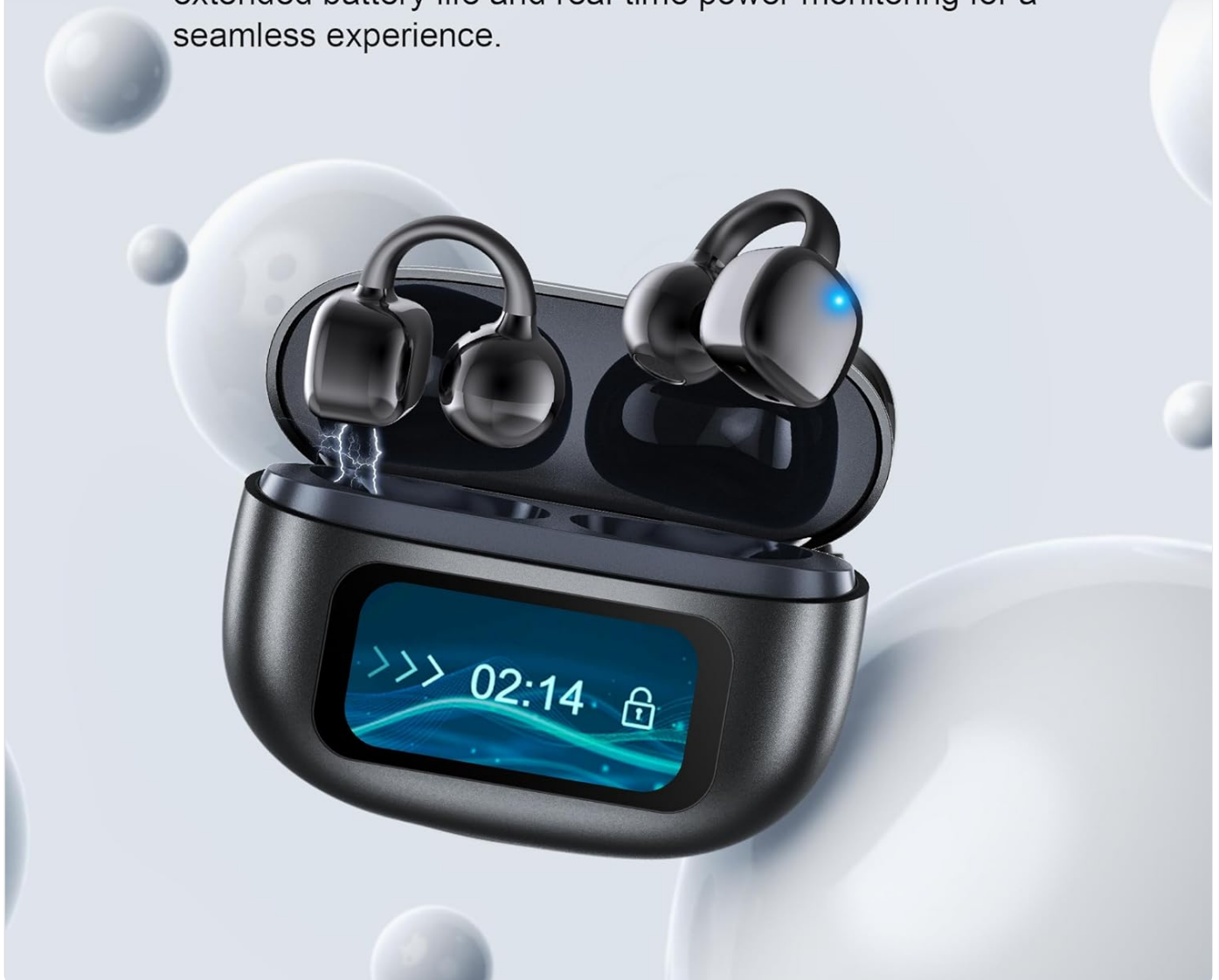
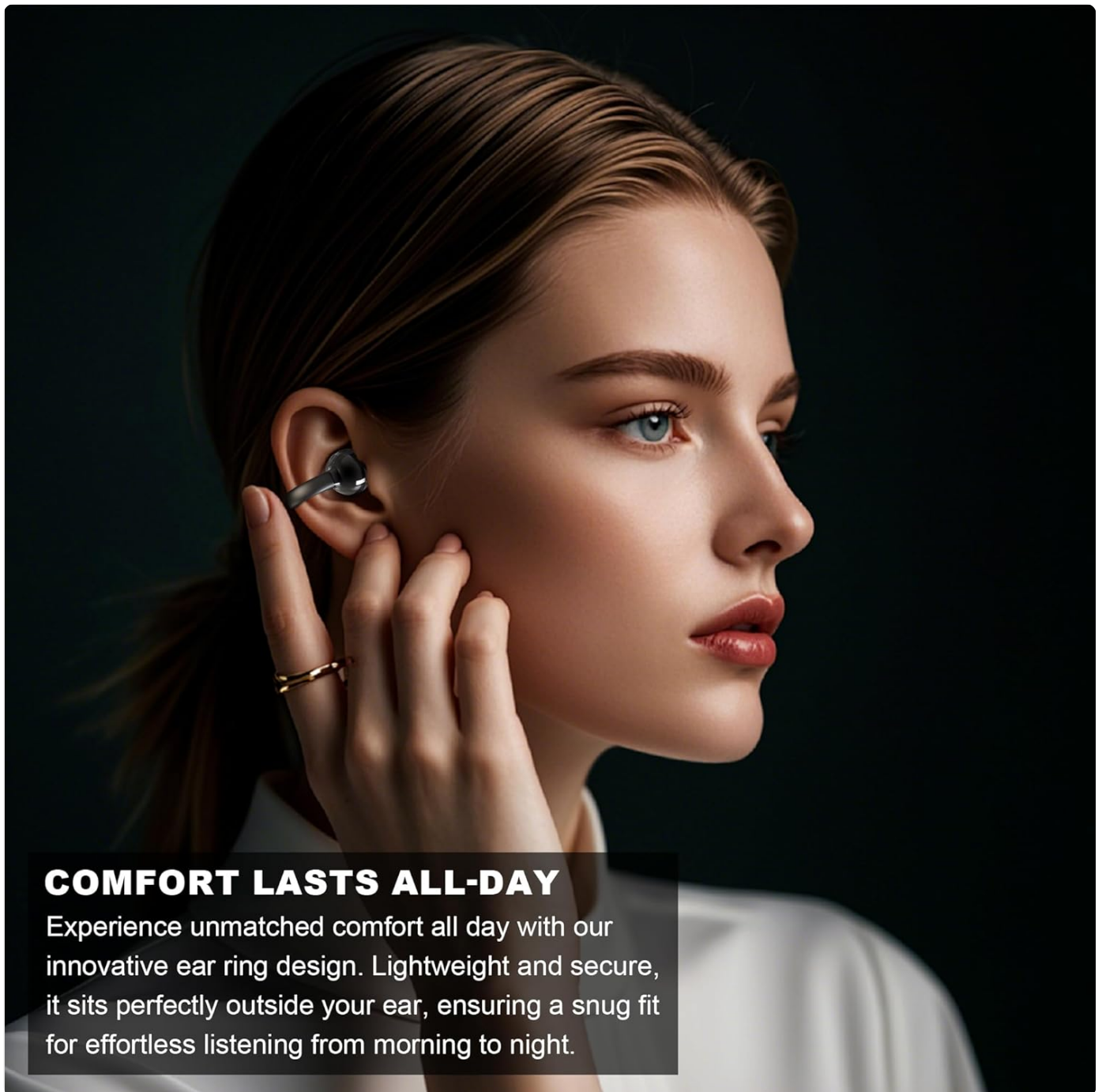


Figure 8: SMARTPOW Technology. Illustrating advanced power management for extended battery life.

Comfort and Design

Designed for all-day wear, the G08 earbuds prioritize comfort and a secure fit.

- **Ultra-Lightweight:** Each earbud weighs only 5.1g, ensuring a pressure-free listening experience.
- **Revolutionary C-Bridge Design:** The innovative ear ring design provides a secure clip-on style that sits perfectly outside your ear.
- **High-Resilience Materials:** Constructed with durable materials for extended use and comfort.



COMFORT LASTS ALL-DAY

Experience unmatched comfort all day with our innovative ear ring design. Lightweight and secure, it sits perfectly outside your ear, ensuring a snug fit for effortless listening from morning to night.

Figure 9: All-Day Comfort. Highlighting the ergonomic design for extended wear.

REVOLUTIONARY C-BRIDGE DESIGN

Minimalist Spherical Elegance



Figure 10: Revolutionary C-Bridge Design. Illustrating the minimalist and lightweight earbud design.

DESIGNED FOR EVERY MOMENT

At work, in the gym, or on the move, Open Ear adjusts effortlessly to your surroundings, allowing you to enjoy your music while staying connected to the world around you.



Figure 11: Designed for Every Moment. Demonstrating the adaptability of the earbuds to various lifestyles.

MAINTENANCE

- **Cleaning:** Regularly clean the earbuds and charging case with a soft, dry, lint-free cloth. Avoid using abrasive materials or harsh chemicals.
- **Water Resistance:** The earbuds feature IPX7 waterproof protection, built with a protective nano-coating. This means they are resistant to sweat and rain. However, they are not designed for submersion in water. Do not expose them to strong jets of water or wear them while swimming.
- **Storage:** When not in use, store the earbuds in their charging case to protect them and maintain battery life. Store in a cool, dry place away from direct sunlight and extreme temperatures.

TROUBLESHOOTING

If you encounter issues with your ADYOOM G08 earbuds, please refer to the following common solutions:

Problem	Possible Cause	Solution
Earbuds not pairing with device.	Bluetooth is off; earbuds are out of charge; earbuds not in pairing mode; interference.	Ensure Bluetooth is enabled on your device. Place earbuds in case, then take them out to re-enter pairing mode. Charge earbuds and case. Move closer to your device.
Translation not working in AI COOL app.	Earbuds not connected to app; app permissions not granted; internet connection issue.	Verify earbuds are linked within the AI COOL app. Check app permissions for microphone and internet access. Ensure stable internet connection for translation services.
Poor audio quality or dropped calls.	Low battery; distance from device; interference; earbud fit.	Charge earbuds. Reduce distance between earbuds and device. Avoid strong electromagnetic interference. Adjust earbud fit for optimal sound.
Charging case display not working.	Case is out of charge; temporary software glitch.	Connect the charging case to a power source. If issue persists, contact customer support.

SPECIFICATIONS

Model Name	G08
Brand	ADYOOM
Connectivity Technology	Wireless (Bluetooth)
Ear Placement	On Ear (Open Ear Ring Design)
Color	Blue (as per product variant)
Item Weight (per earbud)	Approx. 5.1g
Battery Life (Earbuds)	Up to 10 hours
Total Battery Life (with Charging Case)	Up to 60 hours
Charging Port	USB Type-C
Water Protection	IPX7 (Nano-coating)
Translation Languages	144+ (via AI COOL app)

WARRANTY AND SUPPORT

ADYOOM products are manufactured with high standards of quality. For information regarding warranty coverage and terms, please refer to the warranty card included in your product packaging or visit the official ADYOOM website. For technical support, troubleshooting assistance, or any inquiries about your ADYOOM G08 earbuds, please contact ADYOOM customer service through the following channels:

- **Official Website:** [ADYOOM Brand Store on Amazon](#) (for general brand information)
- **AI COOL App:** Check the app for in-app support options or FAQs.
- **Email Support:** Refer to your product packaging or the AI COOL app for specific support email addresses.

Please have your product model (G08) and purchase details ready when contacting support.

© 2025 ADYOOM. All rights reserved. Specifications are subject to change without notice.