

## Manuals+

[Q & A](#) | [Deep Search](#) | [Upload](#)

manuals.plus /

- > [sixco](#) /
- > [sixco Q29-1 Wireless Earbuds User Manual](#)

**sixco Q29-1**

# sixco Q29-1 Wireless Earbuds User Manual

Model: Q29-1 | Brand: sixco



## INTRODUCTION

---

Thank you for choosing the sixco Q29-1 Wireless Earbuds. This manual provides detailed instructions on how to set up, operate, and maintain your earbuds to ensure optimal performance and longevity. Please read this manual thoroughly before using the product.



Image: sixco Q29-1 Wireless Earbuds in their transparent charging case, illuminated with a green light, showcasing their sleek design.

## PACKAGE CONTENTS

---

Ensure all items are present in the package:

- sixco Q29-1 Wireless Earbuds (Left and Right)
- Charging Case
- Charging Cable
- User Manual (this document)

## PRODUCT OVERVIEW

---

The sixco Q29-1 earbuds feature a lightweight, half-tilted mushroom shape design for comfortable wear and a secure fit. The transparent charging case includes colorful breathing lights.

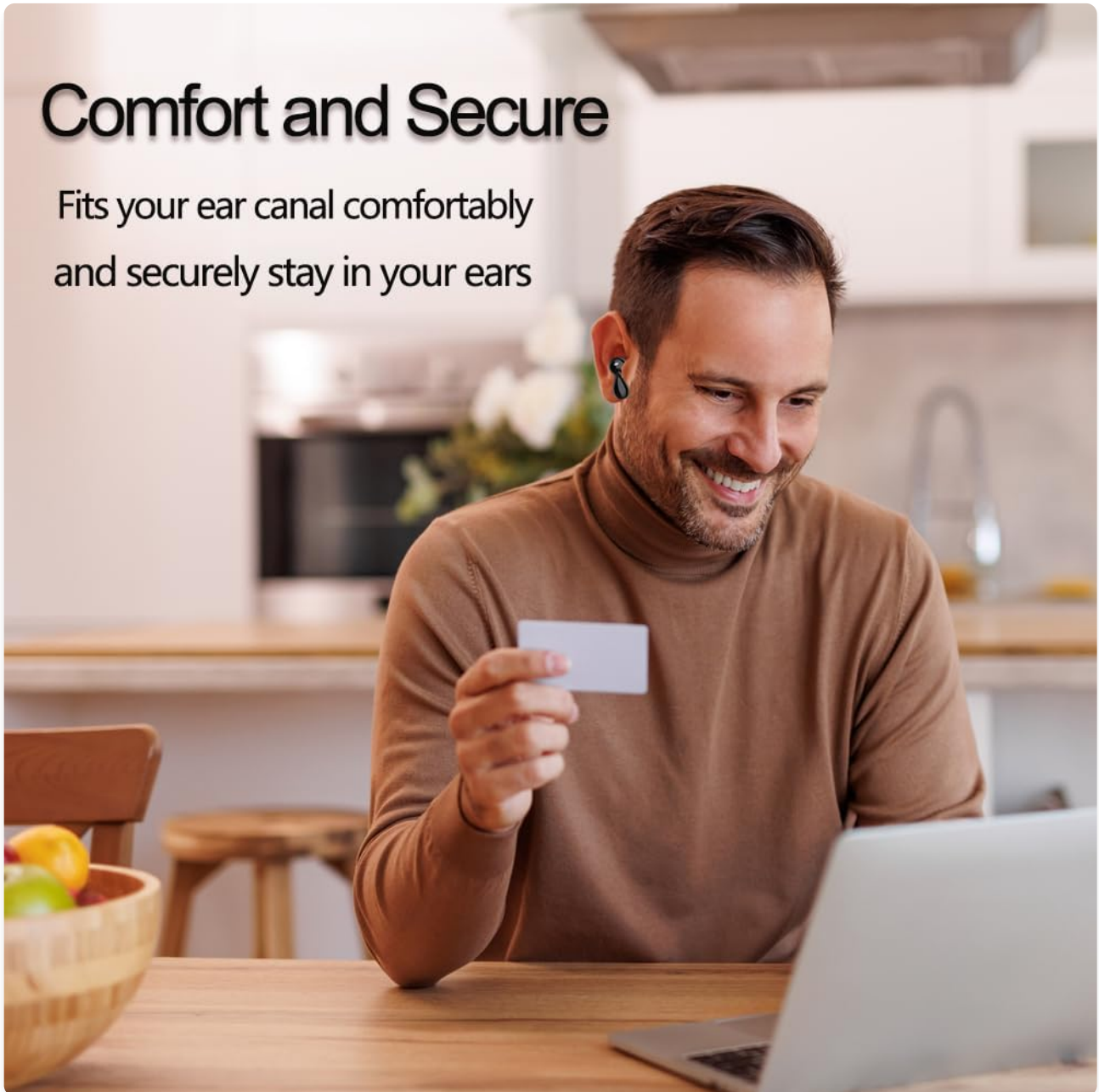


Image: A man wearing the sixco Q29-1 earbuds, demonstrating their comfortable and secure fit during use.

Half-fallen mushroom shape

## Wireless ultra clear call

Dual microphone noise reduction technology  
makes video calls feel like face-to-face

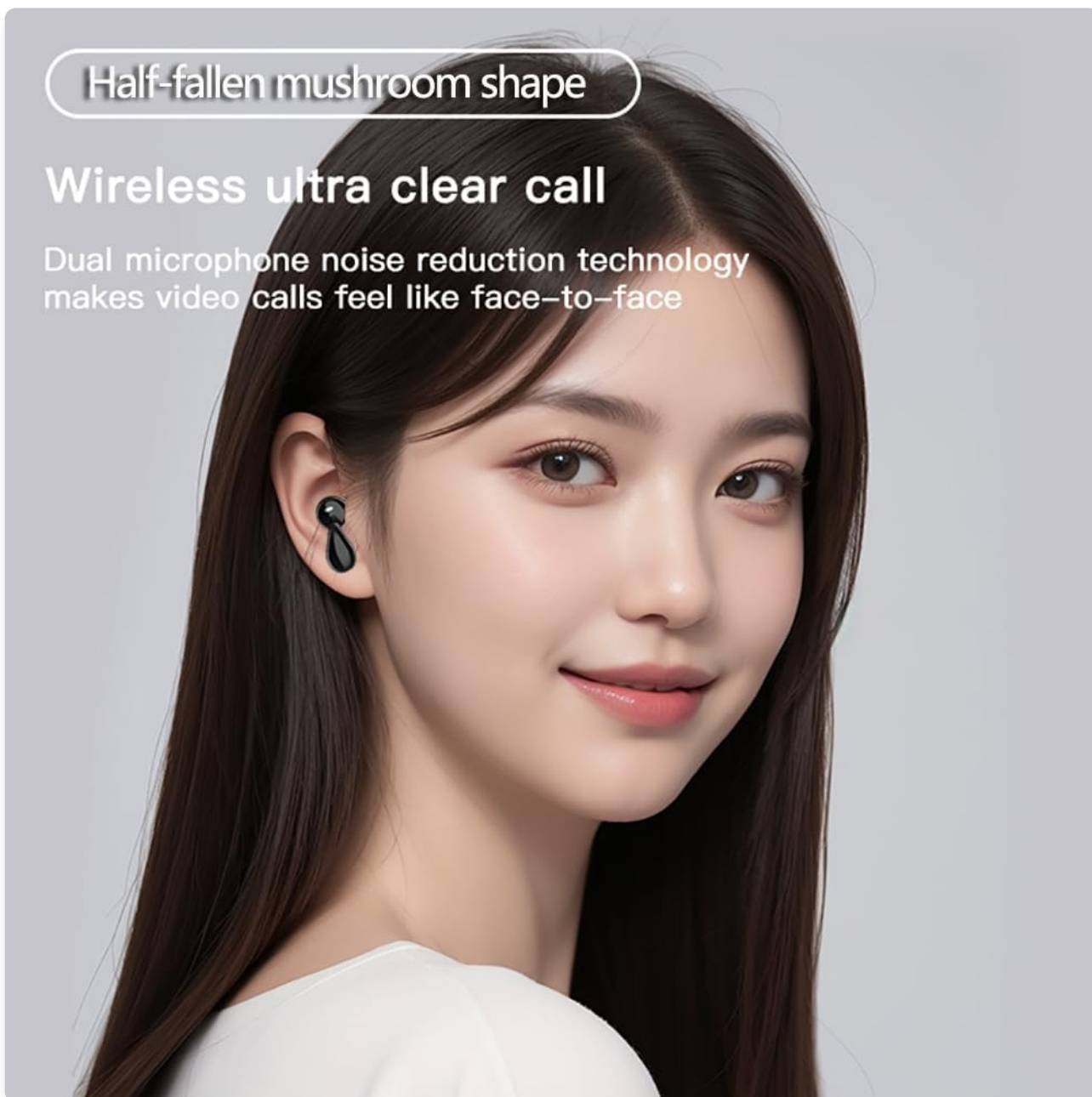


Image: A woman wearing one sixco Q29-1 earbud, illustrating its ergonomic "half-fallen mushroom shape" design for a comfortable fit and highlighting its clear call capabilities.



Image: The dimensions of the sixco Q29-1 charging case, showing it measures approximately 5.3cm (2.09in) in both height and width.

## SETUP

---


### 1. Charging the Earbuds and Case

Before first use, fully charge the earbuds and the charging case. Connect the provided charging cable to the charging port on the case and a USB power source. The charging case features colorful breathing lights that indicate charging status.

- Charging Time: Approximately 1.5 hours for a full charge.
- Battery Life: Up to 32 hours of total playback with the charging case.

# Ultra-long Battery Life

Each charge provides 6 hours of continuous listening and 90 hours of standby time

 90 Hours with charging case  1.5 Hours Charge Time




Image: A graphic illustrating the ultra-long battery life of the sixco Q29-1 earbuds, showing 90 hours with the charging case and a 1.5-hour charge time.

## 2. Pairing with Your Device

The sixco Q29-1 earbuds utilize advanced Bluetooth 5.4 technology for a stable and low-latency connection.

1. Ensure your device's Bluetooth is turned on.
2. Open the charging case. The earbuds will automatically enter pairing mode.
3. On your device, search for "Q29" in the Bluetooth settings and select it to connect.
4. Once connected, the earbuds will automatically pair with your mobile phone when you open the charging box for future use.

# One-Step Auto Pairing

After first pairing,  
earbuds auto pair with  
your phone while  
opening the case



Image: A visual representation of the one-step auto-pairing process, showing the earbuds connecting to a smartphone's Bluetooth settings.

## OPERATING INSTRUCTIONS

### Touch Controls

The earbuds feature intuitive touch controls for various functions:

Function	Action
Play/Pause	Click 1 MFB (L/R)
Previous Song	Click 2 MFB (L)
Next Song	Click 2 MFB (R)
Answer Call	Click 1 MFB (L/R)

Function	Action
Hang Up Call	Click 1 MFB (L/R)
Volume +	Click 3 MFB (L)
Volume -	Click 3 MFB (R)
Siri (Voice Assistant)	Click 3 MFB (L/R) when not playing music

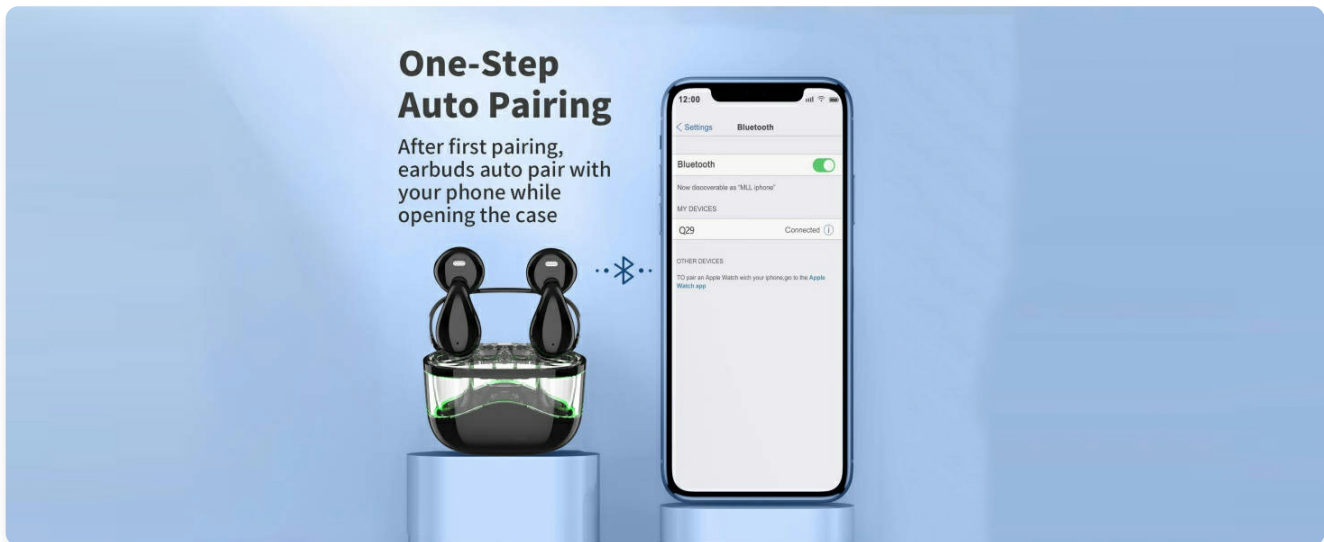


Image: A visual guide to the touch controls for the sixco Q29-1 earbuds, detailing actions for playback, calls, volume, and voice assistant activation.

## Sound Quality and Calls

Experience impressive Hi-Fi stereo sound with 13mm drivers that deliver deep bass and clear mids. The built-in microphones in each earbud utilize call noise cancellation technology to ensure clear and realistic sound during calls.

## MAINTENANCE

To ensure the longevity and optimal performance of your sixco Q29-1 Wireless Earbuds, follow these maintenance guidelines:

- **Cleaning:** Regularly clean the earbuds and charging case with a soft, dry, lint-free cloth. Do not use harsh chemicals or abrasive materials.
- **Charging Contacts:** If you experience charging issues, gently clean the charging contacts on both the earbuds and inside the case with a cotton swab.
- **Storage:** When not in use, store the earbuds in their charging case to protect them from dust and damage.
- **Water Resistance:** The earbuds have a waterproof rating. However, avoid prolonged exposure to water or submersion. Dry them thoroughly if they get wet.
- **Temperature:** Avoid exposing the earbuds to extreme temperatures (hot or cold) as this can affect battery life and overall performance.

## TROUBLESHOOTING

If you encounter any issues with your sixco Q29-1 Wireless Earbuds, please refer to the following common

solutions:

- **Earbuds not pairing with device:**

- Ensure Bluetooth is enabled on your device.
- Make sure the earbuds are fully charged.
- Place the earbuds back into the charging case, close the lid, wait a few seconds, then open the lid again to re-initiate pairing mode.
- Forget "Q29" from your device's Bluetooth list and attempt to pair again.

- **Only one earbud working:**

- Ensure both earbuds are charged.
- Place both earbuds back into the charging case, close the lid, and then open it again. This often re-syncs them.
- Clean the charging contacts on both earbuds and inside the case.

- **Low volume or poor sound quality:**

- Adjust the volume on both your device and using the earbud touch controls.
- Ensure the earbuds are properly seated in your ears.
- Clean any debris from the earbud speaker grilles.
- Ensure there are no obstructions between your device and the earbuds that could interfere with the Bluetooth signal.

- **Charging case not charging:**

- Check the charging cable and power adapter for damage.
- Try a different USB power source.
- Ensure the charging cable is securely connected to the case.

If the issue persists, please contact customer support for further assistance.

## SPECIFICATIONS

Feature	Detail
Model Name	Q29
Item Model Number	YYK-Q29
Connectivity Technology	Wireless
Wireless Communication Technology	Bluetooth
Bluetooth Version	5.4
Audio Driver Type	Dynamic Driver
Frequency Range	20Hz - 20,000Hz
Battery Life	32 Hours (with charging case)
Charging Time	1.5 Hours

Feature	Detail
Water Resistance Level	Waterproof
Earpiece Shape	Mushroom
Item Weight	60 Grams (2.12 ounces)
Package Dimensions	3.86 x 3.82 x 1.46 inches
Compatible Devices	Smartphones, Tablets, Laptops, Desktops, Smart Speakers
Manufacturer	Kinganda

## WARRANTY AND SUPPORT

---

For information regarding warranty coverage, technical support, or service inquiries, please refer to the warranty card included with your product or visit the official sixco website. Keep your purchase receipt as proof of purchase for warranty claims.

