



[Manuals.plus](#) /

› [PURPLE LEAF](#) /

› PURPLE LEAF 12' x 14' Adjustable Louvered Pergola User Manual

PURPLE LEAF 12'x14' Grey Frame & White Roof

PURPLE LEAF 12' x 14' Adjustable Louvered Pergola User Manual

Model: 12'x14' Grey Frame & White Roof

INTRODUCTION

Thank you for choosing the PURPLE LEAF 12' x 14' Adjustable Louvered Pergola. This manual provides essential information for the safe and efficient assembly, operation, and maintenance of your new outdoor structure. Designed with an adjustable louvered roof and an efficient drainage system, this aluminum pergola offers a versatile and durable solution for your outdoor living space.



The PURPLE LEAF 12' x 14' Adjustable Louvered Pergola, featuring a grey frame and white roof, provides a stylish and functional addition to any outdoor area, perfect for creating a comfortable shaded space.

IMPORTANT SAFETY INFORMATION

Please read and understand all safety warnings before assembly and use. Failure to follow these instructions may result in serious injury or damage to the product.

- Always assemble this product on a stable, level surface.
- Do not exceed the weight limit of 661.39 lbs on the roof structure.
- Secure the pergola to a stable foundation to prevent it from being blown over in high winds (up to 73 MPH).
- Always follow the instructions provided to ensure safe assembly and use.

COMPONENTS AND FEATURES

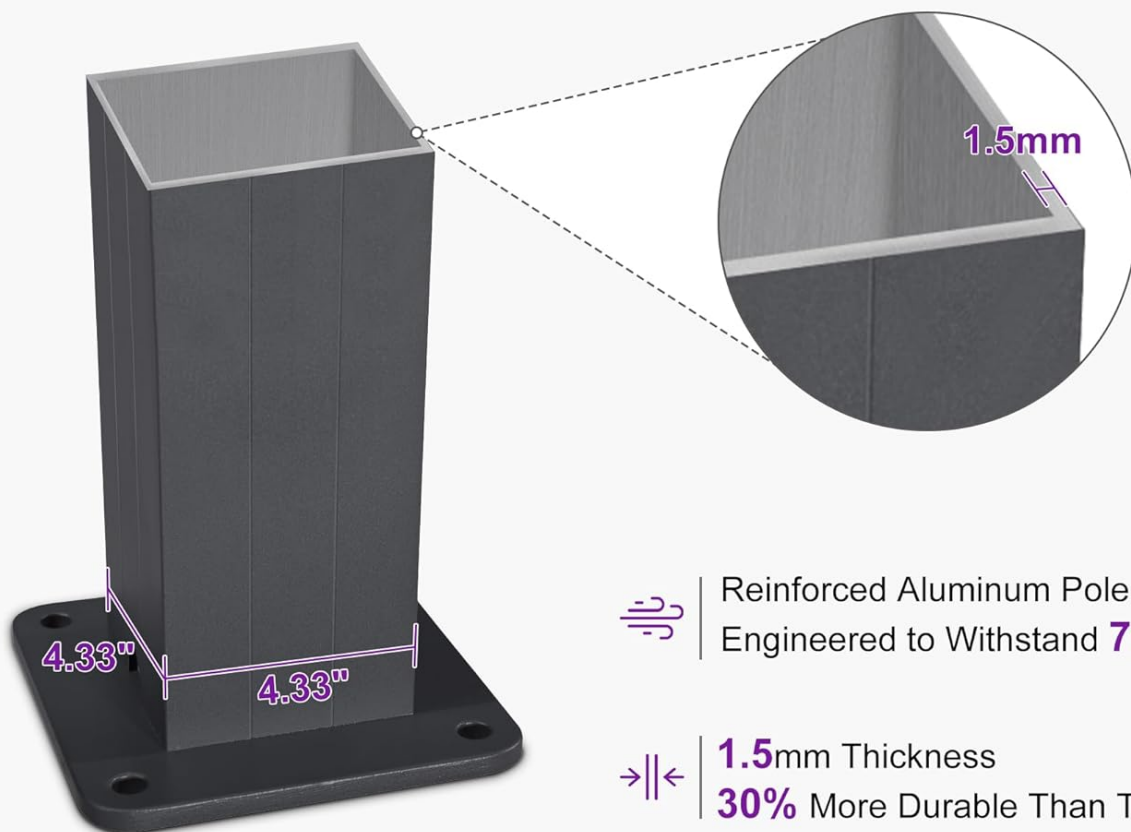
Your PURPLE LEAF pergola is constructed with high-quality materials and features designed for durability and user

convenience.

- **Aluminum Louvered Roof:** Adjustable from 0° to 90° to control sunlight. Durable, waterproof, and snow-resistant with excellent load-bearing capacity (up to 661.39 lbs).
- **Efficient Rainwater Drainage System:** Built-in system directs rainwater into four posts, reducing water buildup and simplifying maintenance.
- **Strong All-Aluminum Frame:** High-strength, waterproof, rust-resistant frame designed to withstand wind speeds up to 73 MPH.
- **4.3" Wide Aluminum Poles:** Provide strong, stable support with a sleek, modern look. Durable and rust-resistant.
- **Two Independently Adjustable Areas:** Offers flexible solutions to meet diverse needs and create personalized, comfortable spaces.

Upgraded Heavy-Gauge Aluminum Frame


No More Weak Frames or Rusty Poles




Detail of the upgraded heavy-gauge aluminum frame, illustrating its robust 1.5mm thickness and reinforced poles engineered to withstand high winds.

Heavy-Duty Thickened Beams

Built to Withstand Heavy Snow, Strong Winds



 **25%**
Crossbeam thickened

 **551 to 661 lbs**
Supports weights

Illustration of the heavy-duty thickened beams, designed to withstand heavy snow and strong winds, supporting significant weight.

White Aluminum Louvers

Cooler, Brighter & Low-Maintenance

90° Adjustable – Full sun or full shade



Rust Proof



Heat Dissipation



Durable



Detailed view of the white aluminum louvers, emphasizing their rust-proof nature, ability to dissipate heat, and 90-degree adjustability for optimal sun control.

SETUP AND ASSEMBLY

The PURPLE LEAF pergola is designed for easy assembly. We recommend having at least two people for the assembly process. Please refer to the included assembly guide for detailed step-by-step instructions and diagrams.

Assembly Overview:

1. Unpack all components and verify against the parts list.
2. Assemble the main frame structure, ensuring all connections are secure.
3. Install the louvered roof panels onto the frame.
4. Attach the drainage system components.
5. Secure the pergola to your chosen stable foundation.


Your browser does not support the video tag.

This video provides a visual overview of the assembly process and highlights key features of the PURPLE LEAF Louvered Pergola, demonstrating its ease of setup and functional benefits.

OPERATING INSTRUCTIONS

Adjusting the Louvered Roof:

The louvered roof can be adjusted from 0° (fully closed) to 90° (fully open) to control sunlight and ventilation. Use the provided crank mechanism to smoothly rotate the louvers to your desired position. This allows you to enjoy full sun, partial shade, or complete protection from rain.



The ergonomic labor-saving louver crank allows for effortless and precise control over the roof's position, ensuring optimal comfort.



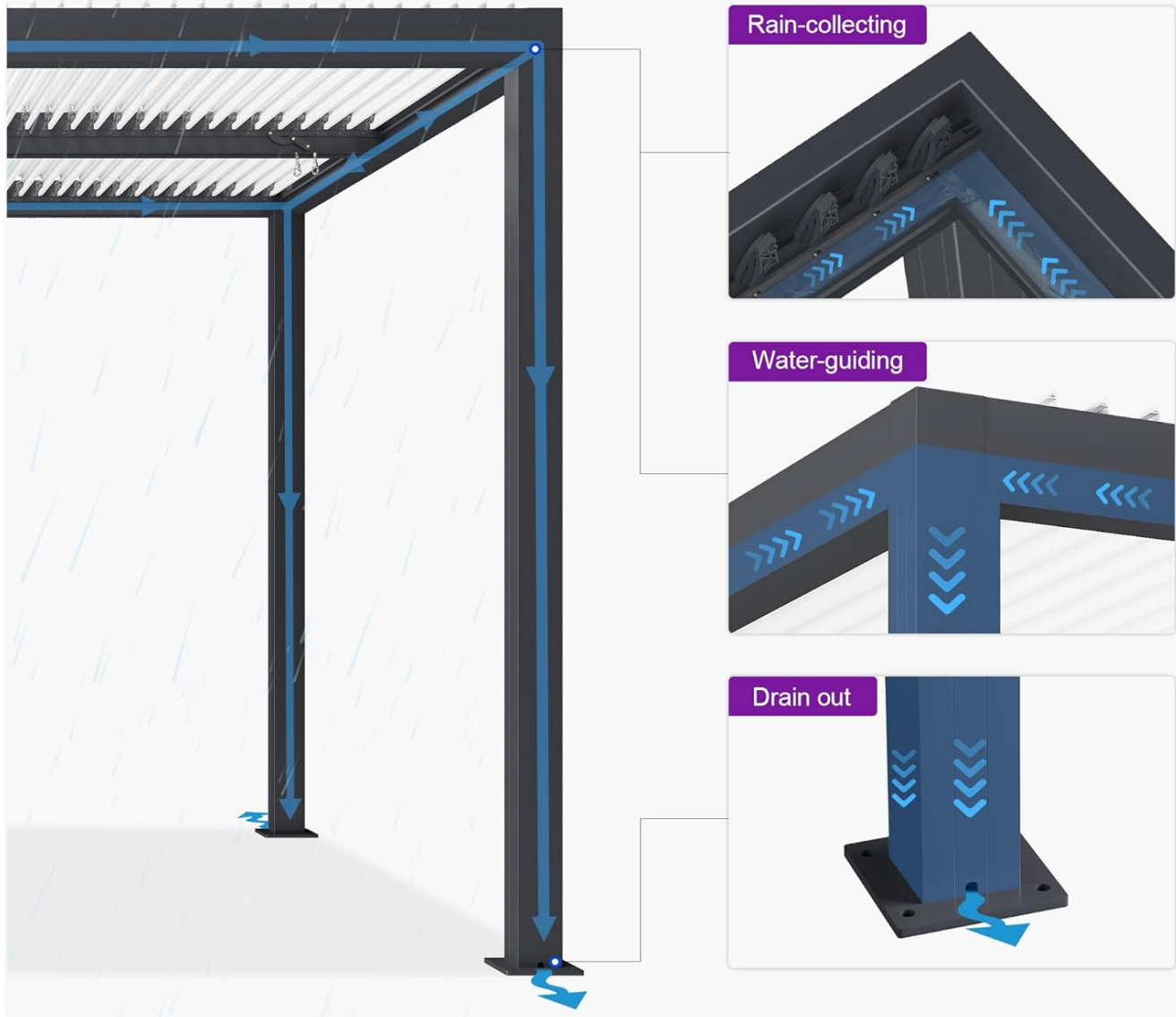
This image demonstrates the pergola's versatility, offering both shade control for UV protection and effective water runoff when louvers are closed.

Rainwater Drainage System:

The integrated drainage system is designed to efficiently channel rainwater away from the roof. When the louvers are closed, water collects in hidden channels and is directed down through the interior of the four support posts, exiting at the base. Ensure the base of the posts is clear of debris to allow for proper drainage.

Built-in Drainage – Rain Ready All Year

Rainwater drains efficiently through hidden channels, improving durability and reducing maintenance



Visual representation of the efficient rainwater drainage system, detailing the flow from the roof through hidden channels and down the posts.

MAINTENANCE

Regular maintenance will ensure the longevity and optimal performance of your PURPLE LEAF pergola.

- **Cleaning:** Clean the aluminum frame and louvers periodically with mild soap and water. Rinse thoroughly with clean water. Avoid abrasive cleaners or harsh chemicals that could damage the finish.
- **Drainage System:** Regularly check the drainage channels and the base of the posts for any debris (leaves, dirt, etc.) that might obstruct water flow. Clear any blockages promptly.
- **Moving Parts:** Inspect the louver mechanism and other moving parts annually for smooth operation. Lubricate if necessary with a silicone-based spray.
- **Fasteners:** Periodically check all bolts and screws to ensure they are tight. Re-tighten as needed.
- **Winter Care:** While designed to be snow-resistant, in areas with heavy snowfall, it is advisable to clear excessive

snow accumulation from the roof to prevent undue stress on the structure.

TROUBLESHOOTING

This section addresses common issues you might encounter with your pergola.

Problem	Possible Cause	Solution
Louvers difficult to adjust	Debris in mechanism, lack of lubrication, or misaligned parts.	Clean the mechanism, apply silicone lubricant, check for proper alignment and re-tighten fasteners.
Water pooling on roof	Louvers not fully closed, drainage channels blocked, or improper installation.	Ensure louvers are fully closed. Clear any debris from drainage channels and post bases. Review assembly instructions for correct installation.
Pergola feels unstable	Improper anchoring to the ground or loose fasteners.	Ensure the pergola is securely anchored to a stable foundation. Check and tighten all fasteners.

SPECIFICATIONS

Brand: PURPLE LEAF

Model: 12'x14' Adjustable Louvered Pergola

Material: Aluminum

Color: Grey Frame & White Roof

Product Dimensions: 166.9"L x 144.8"W x 94.5"H

Frame Material: Aluminum

Water Resistance Level: Water Resistant

Shape: Rectangular

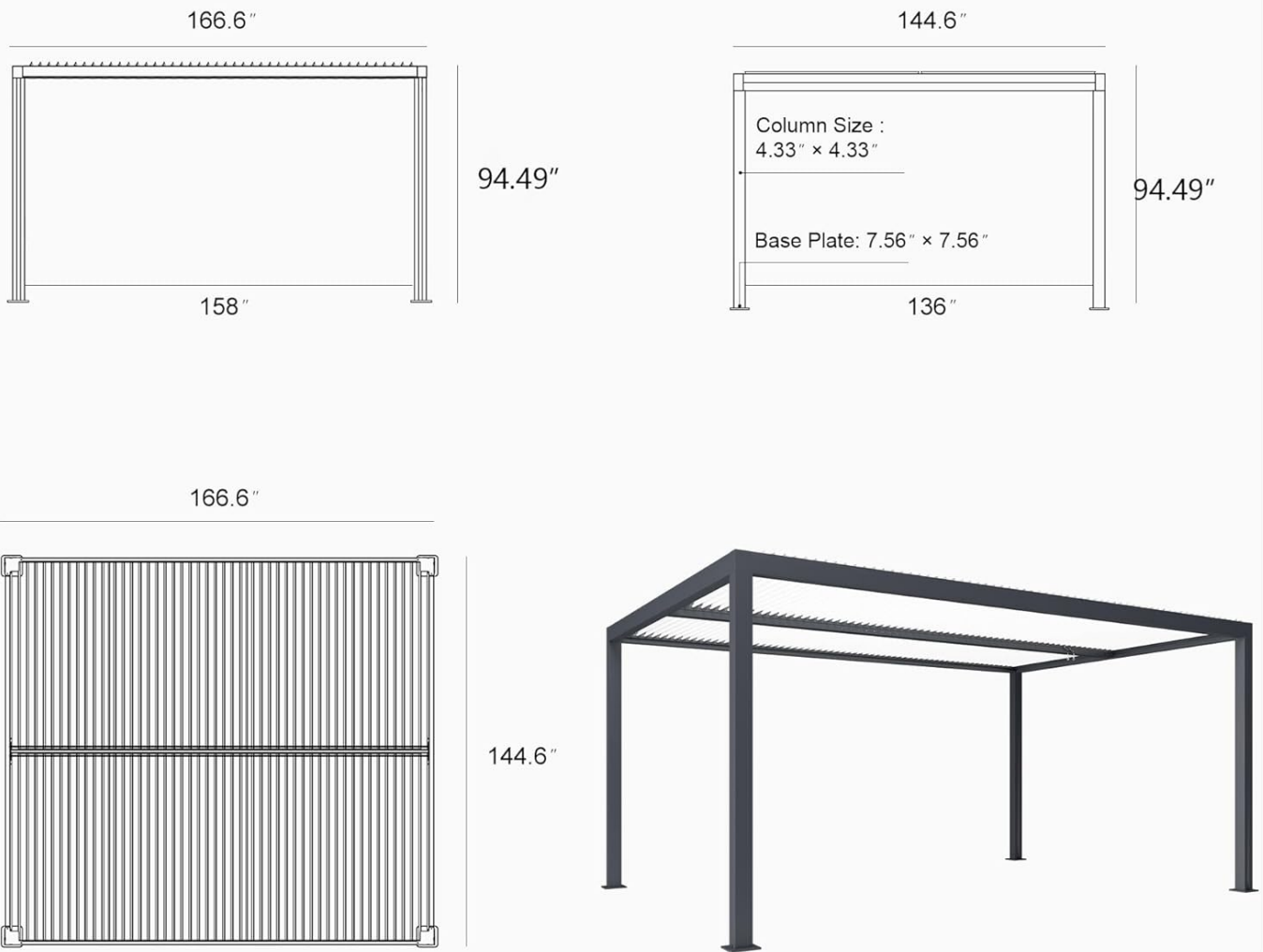
Ultraviolet Light Protection: Yes

Assembly Required: Yes

Roof Load Capacity: Up to 661.39 lbs

Wind Resistance: Up to 73 MPH

Dimensions



Detailed dimensions of the pergola, including overall size and specific measurements for columns and base plates.

WARRANTY AND SUPPORT

Your PURPLE LEAF pergola comes with a **1-year warranty for frame construction**. For any questions, concerns, or to report issues, please contact PURPLE LEAF customer support. Please have your model number and purchase information ready when contacting support.

Customer Support: Refer to your purchase documentation or the official PURPLE LEAF website for the most current contact information.