



Manuals.plus /

› ZIHNIC /

› ZIHNIC Wireless 3-Mode Translation Earphones User Manual

ZIHNIC S05A

ZIHNIC Wireless 3-Mode Translation Earphones User Manual

Model: S05A | Brand: ZIHNIC

1. INTRODUCTION


Thank you for choosing the ZIHNIC Wireless 3-Mode Translation Earphones. These earphones are designed to provide seamless real-time language translation, enhancing communication in various settings. This manual will guide you through the setup, operation, and maintenance of your new device, ensuring you get the most out of its advanced features.

2. WHAT'S IN THE BOX

Please check the package contents to ensure all items are present:

- Open-ear True Wireless Earbuds (x2)
- Charging Case (x1)
- User Manual (x1)
- Type-C Charging Cable (x1)

What's in the box?



Open-ear True Wireless Earbud x2
Charging Case x1 User Manual x1 Type-C Charging Cable x1

Image: All items included in the ZIHNIC Earphones package.

3. PRODUCT OVERVIEW



Image: The ZIHNIC Wireless 3-Mode Translation Earphones (pink) and their charging case.

The ZIHNIC S05A earphones are designed for comfort and high performance, featuring an open-ear design and intuitive controls. Their primary function is real-time language translation, supported by a dedicated mobile application.

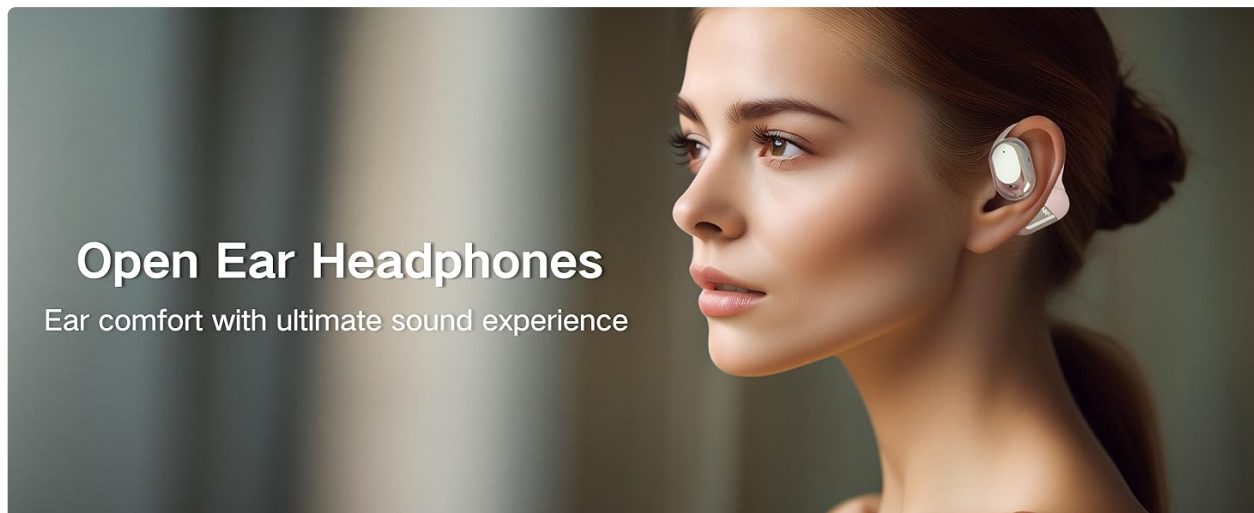


Image: ZIHNIC Open Ear Headphones design for comfort and sound experience.



Image: Overview of key features including HiFi Stereo Sound, Bluetooth 5.4, and IPX5 Waterproofing.

4. SETUP

4.1 Charging the Earphones and Case

Before first use, fully charge the earphones and the charging case. Connect the provided Type-C charging cable to the charging port on the case and a USB power source. The indicator lights on the case will show the charging status. A full charge provides up to 28 hours of total playtime.

4.2 Bluetooth Pairing

1. Ensure the earphones are in the charging case and the case has power.
2. Open the charging case. The earphones will automatically enter pairing mode.
3. On your device (phone, tablet), go to Bluetooth settings and enable Bluetooth.
4. Search for "ZIHNIC S05A" in the list of available devices and select it to connect.
5. Once connected, a voice prompt will confirm successful pairing.

The earphones utilize Bluetooth 5.0 technology for a stable and fast connection within a 10-meter range.

4.3 Earjoy App Installation

To utilize the translation features, download and install the "Earjoy" application on your smartphone. The app is available on both iOS and Android app stores. Follow the in-app instructions for setup and language selection.

4.4 How to Wear

For optimal comfort and sound quality, ensure the earphones are worn correctly:



Image: Step-by-step guide on how to wear the ZIHNIC earphones.

1. Hold the earphone with the ear hook facing upwards.
2. Gently place the earphone over your ear, positioning the hook behind your ear.
3. Adjust the earbud part to sit comfortably in your ear canal.
4. Ensure a secure and comfortable fit for extended use.

5. OPERATING INSTRUCTIONS

5.1 Translation Modes

The Earjoy App offers three distinct translation modes:

- **Translator Mode (Phone-based):** Use your phone as the primary translation device, with audio output through the earphones.
- **Earphone + Phone Mode:** Combines the use of both the earphones and your phone for translation, ideal for one-on-one conversations.
- **Dual-Ear Translation Mode:** Allows two users, each with an earphone, to engage in two-way translated conversations.

Natural and Instant Translation Traducción Natural e Instantánea



Image: Demonstrating natural and instant translation capabilities.


AI automatic translation Traducción automática con IA



Image: AI automatic translation in a business context.

Face-to-Face Translation Traducción cara a cara




Encantado de conocerte.
espero que tengas un buen dia



Encantado de conocerte.
espero que tengas un buen dia

Image: Face-to-Face Translation in action.

AI Chat Chat de IA



Image: AI Chat feature for translated conversations.

5.2 Smart Touch Controls

The earphones feature intuitive touch controls on each earbud:



Image: Detailed diagram of Smart Touch Control functions.

- **Answer/Hang up:** Single tap L/R earbud.
- **Reject Call:** Press and hold L/R earbud for 2 seconds.
- **Play/Pause:** Single tap L/R earbud.
- **Next Song:** Triple tap R earbud.
- **Previous Song:** Triple tap L earbud.
- **Increase Volume:** Double tap R earbud.
- **Decrease Volume:** Double tap L earbud.
- **Voice Assistant:** Press and hold L/R earbud for 2 seconds.

5.3 Sound Quality

The ZIHNIC S05A earphones are equipped with HD sound drivers and advanced sound technology, delivering clear and precise audio. This ensures that translations are easily understood, even in environments with background noise.

5.4 Battery Life

With a single charge, the earphones and their charging case provide up to 28 hours of total playtime. This extended battery life is suitable for long meetings, flights, or extended travel without the need for frequent recharging.

6. MAINTENANCE

6.1 Water Resistance

The earphones feature an IPX5 waterproof rating, meaning they are resistant to splashes and sweat. They are suitable for use during workouts or in light rain. However, they are not designed for submersion in water.

6.2 Cleaning

To maintain optimal performance and hygiene, regularly clean your earphones. Use a soft, dry, lint-free cloth to wipe the earbuds and charging case. Avoid using abrasive materials or harsh chemicals. Ensure the charging contacts are clean and dry before placing the earphones back in the case.

7. TROUBLESHOOTING

- **Earphones not pairing:** Ensure earphones are charged and within 10 meters of your device. Turn Bluetooth off and on again on your device. If issues persist, try resetting the earphones (refer to the Earjoy App or ZIHNIC support for specific reset instructions).
- **No sound:** Check volume levels on both earphones and your connected device. Ensure earphones are properly connected via Bluetooth.
- **Charging issues:** Verify the charging cable is securely connected to both the case and the power source. Ensure the charging contacts on the earphones and inside the case are clean and free of debris.
- **Translation inaccuracies:** Ensure a strong internet connection for the Earjoy App. Speak clearly and at a moderate pace. Update the Earjoy App to the latest version.

8. SPECIFICATIONS

Feature	Detail
Model Number	S05A
Connectivity	Bluetooth 5.0
Translation Languages	135+ (via Earjoy App)
Battery Life	Up to 28 hours (with charging case)
Water Resistance	IPX5
Item Weight	1.76 ounces
Package Dimensions	4.92 x 3.78 x 1.65 inches
Manufacturer	zihnic
Country of Origin	China

9. WARRANTY AND SUPPORT

For warranty information and technical support, please refer to the ZIHNIC official website or contact their customer service. Keep your purchase receipt for warranty claims.

For further assistance, please visit the ZIHNIC Store on Amazon.