

## Keazile KZ-Belle

# Keazile 40x30 Inch Medicine Cabinet with Mirror Instruction Manual

Model: KZ-Belle

## 1. SAFETY INFORMATION

---

Please read all instructions carefully before installation and use. Keep this manual for future reference.

- **Proper Mounting:** Ensure the cabinet is securely mounted to a sturdy wall structure to prevent tipping or falling.
- **Glass Handling:** Handle glass shelves and mirrored doors with care to avoid breakage. Wear appropriate protective gear, such as gloves, during installation.
- **Installation Security:** All mounting hardware must be installed according to instructions to ensure the cabinet's stability and safety.
- **Children and Pets:** Keep children and pets away from the installation area. Do not allow them to hang on or play with the cabinet.
- **Weight Capacity:** Do not overload shelves. Distribute weight evenly to maintain stability.

## 2. PRODUCT OVERVIEW

---

The Keazile 40x30 Inch Medicine Cabinet is an aluminum bathroom mirror cabinet featuring a beveled edge mirrored door and adjustable shelves. It is designed for both surface and recessed mounting, offering versatile storage solutions for your bathroom.



Figure 2.1: Keazile 40x30 Inch Medicine Cabinet with Mirror (General View)

### Key Features:

- **Adjustable & Removable Glass Shelves:** Two fully adjustable and removable glass shelves provide flexible storage space for various items.
- **Beveled Edge Mirrored Door:** Features a refined beveled mirror edge for a sleek, frameless design.
- **Internal Mirror:** An internal mirror allows for convenient use without closing the cabinet doors.
- **Durable Construction:** Crafted from waterproof, rust-proof, and corrosion-resistant aluminum.
- **Soft-Close Door Hinges:** Buffering hinges ensure smooth and quiet door closure, preventing accidental slams.
- **Installation Versatility:** Supports both wall-mounted and recessed installation, including 180° reverse installation.

### 3. PACKAGE CONTENTS

---

Verify that all components are present and undamaged before beginning installation.

- Medicine Cabinet Unit
- Tempered Glass Shelves (2)

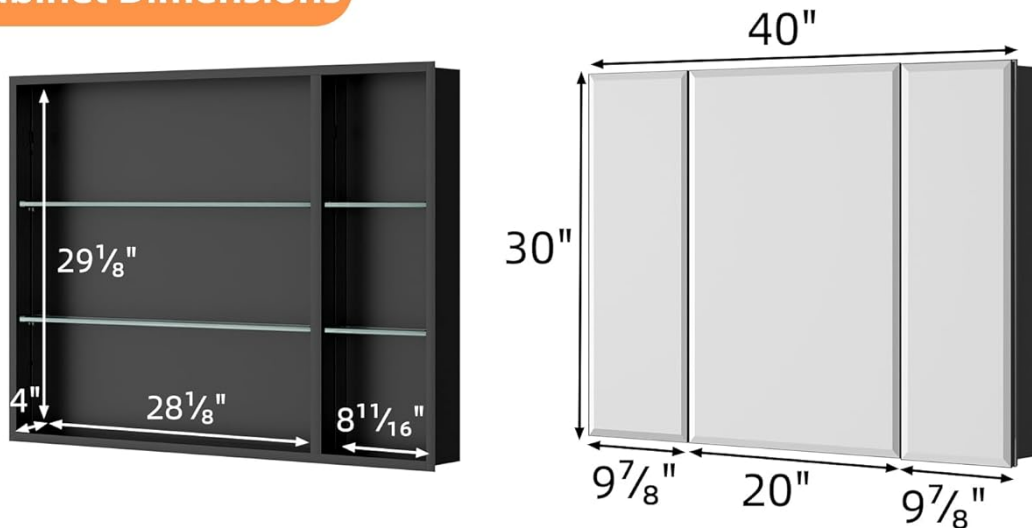
- Accessory Kit (screws, anchors, etc.)
- User Manual

## 4. DIMENSIONS

The overall dimensions of the Keazile Medicine Cabinet are 5 inches (Depth) x 40 inches (Width) x 30 inches (Height).

# Dimensions of Medicine Cabinet

### Cabinet Dimensions



### Cutout Dimensions

Note: please remove the sideboard before recessed mount




Figure 4.1: Detailed Cabinet and Cutout Dimensions. The cabinet measures 40 inches wide by 30 inches high. Internal depth is approximately 4 inches. For recessed mounting, the recommended cutout dimensions are approximately 39 5/16 inches wide, 29 5/16 inches high, and 4 3/16 inches deep.



## Surface Mounting



Secure the bracket to the wall with screws.



Align the cabinet with the bracket and lower to secure.



Secure the bottom brackets and insert spout plugs for a seamless interior.

Figure 5.1: Surface Mounting Steps. This image illustrates securing the wall bracket, aligning the cabinet, and securing the bottom supports for a surface mount installation.

## 5.2. Recessed Installation


**Note:** Please remove the sideboards before recessed mounting.

1. **Prepare Cabinet:** Detach the side mirrors and doors from the cabinet unit.
2. **Mark and Cut Opening:** Mark the placement of the cabinet on the wall. Using the cutout dimensions (refer to Figure 4.1), cut the marked perimeter through the drywall and frame the cutout opening.
3. **Insert and Secure:** Place the cabinet into the prepared cutout opening. Secure it to the framing studs with screws.
4. **Reattach Components:** Reattach the side mirrors and doors.

## Recessed Mounting



Detach the side mirrors & doors  
Mark the placement of the cabinet.



Cut the marked perimeter through the  
drywall and frame the cutout opening.



Place cabinet in the cutout opening,  
secure it to the framing studs with screws.

Figure 5.2: Recessed Mounting Steps. This image shows detaching side components, cutting the wall opening, and securing the cabinet within the recess.

## 5.3. Reversible Installation

The cabinet supports 180° reverse installation, allowing flexibility to match your bathroom layout and design preferences.



Figure 5.3: Installation Options. This image displays the cabinet in both wall-mounted and recessed configurations, and illustrates the possibility of reverse installation.

## 6. OPERATING INSTRUCTIONS

---

### 6.1. Adjustable Glass Shelves

The cabinet includes two tempered glass shelves that can be adjusted to different heights to accommodate items of various sizes. To adjust, carefully lift the shelf, reposition the shelf supports to the desired slots, and then place the shelf back onto the supports.



Figure 6.1: Adjustable Glass Shelves and Soft-close Hinges. This image highlights the adjustable glass shelves, hidden handle, and soft-close hinges.

## 6.2. Soft-Close Doors

The cabinet doors are equipped with soft-close hinges. This feature allows the doors to close gently and quietly, preventing slamming and extending the lifespan of the cabinet.

## 6.3. Internal Mirror

The cabinet features an internal mirror, allowing you to access and apply skincare products or perform grooming tasks without needing to close the cabinet doors.



Figure 6.2: Mirrored Interior Door. This image shows a user utilizing the mirrored interior door for grooming.

## 7. MAINTENANCE

---

Regular cleaning and proper care will help maintain the appearance and functionality of your medicine cabinet.

- **Cleaning Mirrors:** Use a soft, lint-free cloth and a non-abrasive glass cleaner to clean the mirrored surfaces. Avoid spraying cleaner directly onto the mirror edges to prevent damage.
- **Cleaning Aluminum Frame:** Wipe the aluminum frame with a soft, damp cloth. For stubborn marks, a mild, non-abrasive cleaner can be used. Dry thoroughly immediately after cleaning.
- **Shelf Care:** The tempered glass shelves can be removed for cleaning. Wash with mild soap and water, then dry completely before returning them to the cabinet.
- **Avoid Harsh Chemicals:** Do not use abrasive cleaners, ammonia-based products, or harsh chemicals, as these can damage the finish and mirror coating.



Figure 7.1: Water and Rust Resistance. The aluminum construction is designed to be waterproof and resist rust, making it easy to clean and maintain.

## 8. TROUBLESHOOTING

---

This section addresses common issues you might encounter with your medicine cabinet.

- **Doors Not Closing Properly:** Check the hinges for any loose screws. Adjust the hinge screws slightly to realign the door. Ensure no items inside the cabinet are obstructing the door's path.
- **Shelves Wobbling:** Ensure the glass shelves are correctly seated on all four shelf supports. Verify that the shelf supports are fully inserted into the cabinet's pre-drilled holes.
- **Mirror Distortion:** The cabinet features a high-definition mirror designed for clear reflection. If distortion is observed, ensure the mirror surface is clean and free from smudges or residue.
- **Cabinet Feels Loose:** Recheck all mounting points and screws for tightness. If wall-mounted, ensure the wall anchors are secure and the wall structure is adequate.

## 9. SPECIFICATIONS

---

Feature	Detail
Brand	Keazile
Model Number	KZ-Belle
Product Dimensions (D x W x H)	5"D x 40"W x 30"H
Material	Aluminum, Glass
Color	Black
Number of Doors	3
Number of Shelves	2 (Adjustable, Tempered Glass)
Installation Type	Surface Mount, Recessed Mount
Door Style	Soft-close Hinge
Additional Features	Beveled Edge Mirrored Door, Adjustable Hinges, Aluminum Alloy Frame, Double Side Mirror
Item Weight	50 Pounds

## 10. PRODUCT VIDEO

Watch the official product video for a visual guide to the Keazile Beveled Edge Medicine Cabinet's features and design.

Your browser does not support the video tag.

Video 10.1: Keazile Beveled Edge Medicine Cabinet Overview. This video demonstrates the cabinet's design, soft-close doors, adjustable shelves, and internal mirror features.

## 11. WARRANTY AND SUPPORT

Keazile offers a **2-Year Warranty** for this product, ensuring carefree use for 24 months from the date of purchase.

### Customer Support:

For any questions, assistance, or to report possible damages or unexpected problems, please contact Keazile customer service.

- **24/7 Online Service:** Email assistance is available within 24 hours.
- **Free Replacements:** Solutions for issues that may arise.

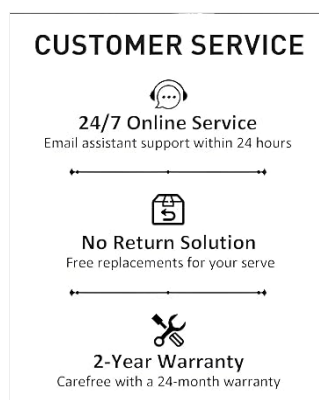


Figure 11.1: Keazile Customer Service. This image provides an overview of customer support services, including 24/7 online assistance, free replacements, and a 2-year warranty.