

## Manuals+

[Q & A](#) | [Deep Search](#) | [Upload](#)

manuals.plus /

- > [eufy Security](#) /
- > [eufy Indoor Cam E30 User Manual](#)

## eufy Security T8417

# eufy Indoor Cam E30 User Manual

Model: T8417 | Brand: eufy Security

## 1. INTRODUCTION

The eufy Indoor Cam E30 is a state-of-the-art 4K UHD security camera designed to provide comprehensive surveillance for your home. Featuring advanced AI-powered detection, 360-degree pan-tilt capabilities, color night vision, and seamless smart home integration, it offers peace of mind by keeping you connected to your family and pets.



Image: The eufy Indoor Cam E30, a compact white security camera, positioned next to a smartphone displaying its live feed of a baby and a dog. This illustrates the camera's primary function for indoor monitoring.

## What's in the Box

- eufy Indoor Cam E30

- USB Cable
- USB Adapter
- Wall Mount
- Positioning Sticker
- Screw Pack
- Quick Start Guide

Your browser does not support the video tag.

Video: An unboxing demonstration of the eufy Indoor Cam E30, showing all included components such as the camera, power adapter, USB cable, wall mount, and documentation.

## 2. SETUP GUIDE

### Initial Setup

1. **Power On:** Connect the USB cable to the eufy Indoor Cam E30 and the USB adapter, then plug the adapter into a power outlet. The camera will power on automatically.
2. **Download the eufy Security App:** Search for "eufy Security" in your smartphone's app store (App Store for iOS or Google Play Store for Android) and download the latest version.
3. **Create Account & Add Device:** Open the eufy Security app, create an account if you don't have one, and follow the on-screen instructions to add your new eufy Indoor Cam E30. You will typically scan a QR code on the camera or its packaging.
4. **Connect to Wi-Fi:** Follow the app prompts to connect your camera to your home Wi-Fi network. Ensure your Wi-Fi signal is strong in the camera's intended location.

### Mounting Options

The eufy Indoor Cam E30 can be placed on a flat surface or mounted to a wall or ceiling for optimal viewing angles.

- **Tabletop Placement:** Simply place the camera on a stable, flat surface with a clear view of the area you wish to monitor.
- **Wall/Ceiling Mounting:** Use the included wall mount, positioning sticker, and screw pack to securely attach the camera. Ensure the mounting surface is sturdy enough to support the camera's weight. Refer to the Quick Start Guide for detailed mounting instructions.

# Advanced AI: Accurate Detection & Tracking

Instantly detects and tracks humans and pets.



Image: A eufy Indoor Cam E30 discreetly mounted on a wall, demonstrating a typical installation scenario for optimal room coverage.

## 3. OPERATING INSTRUCTIONS

### 4K UHD Recording

The eufy Indoor Cam E30 captures video in stunning 4K Ultra HD resolution, ensuring every detail is clear and crisp, day or night. The camera supports 24/7 continuous recording when a microSD card is inserted (sold separately).

# See What's Happening in Stunning 4K Clarity

24/7 recording with clear visuals,  
day and night.



Image: A visual comparison demonstrating the superior clarity of 4K UHD video captured by the eufy Indoor Cam E30 compared to 2K HD, highlighting fine details.

## 360° Panoramic View & Pan-Tilt

Gain a complete view of your space with the camera's 360° horizontal and 75° vertical rotation capabilities. Use the Quick Focus Tap feature in the app to instantly shift the camera's focus to a specific area by simply tapping on the desired spot in the panoramic view.

# Ultra-Smooth 360° Viewing Experience

Focus shifts instantly to your selected area with Quick Focus Tap.

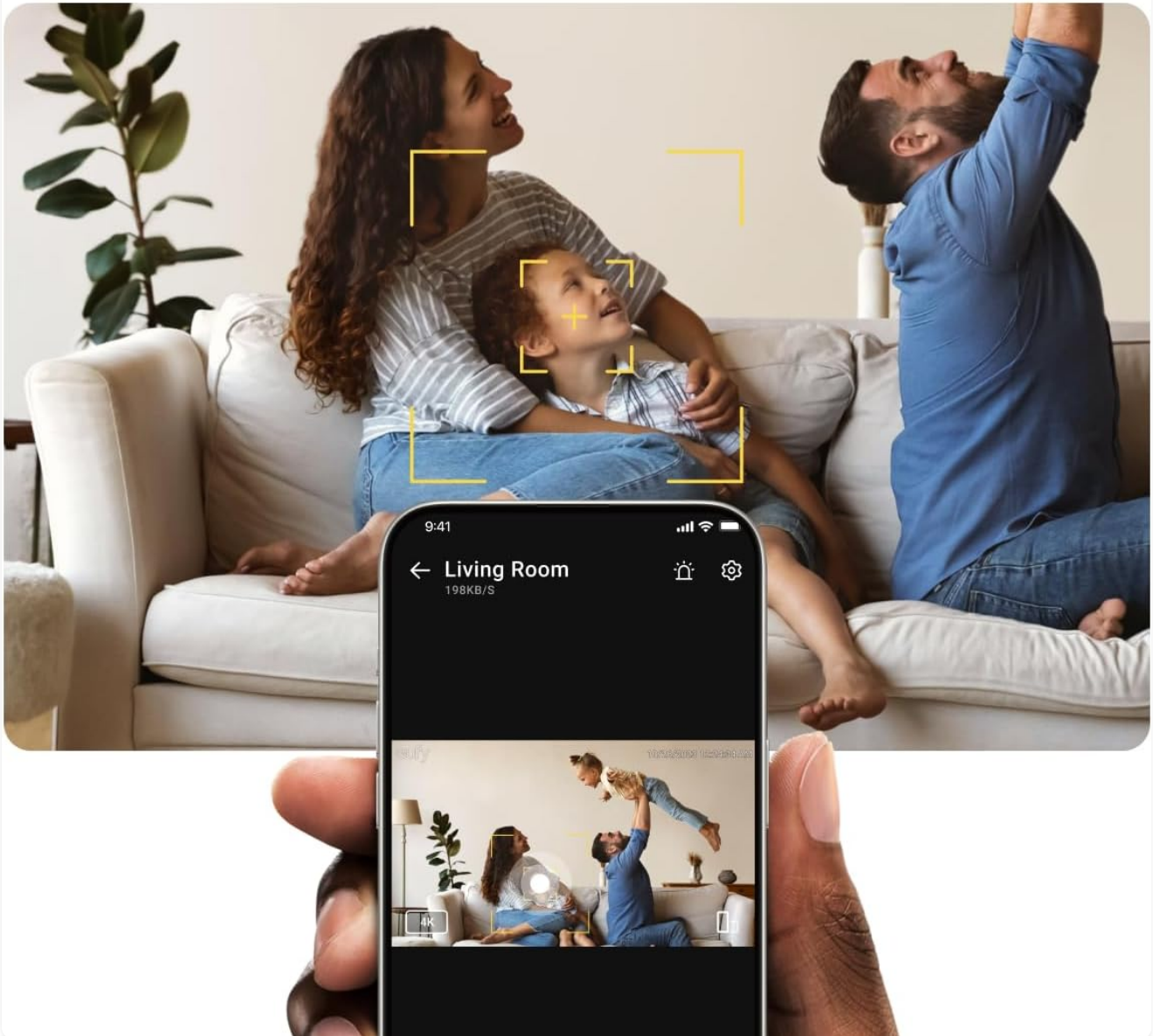


Image: The eufy Indoor Cam E30 capturing a wide, 360-degree panoramic view of a living room, showcasing its extensive coverage capability.

## AI-Powered Detection & Smart Auto Tracking

The camera's advanced on-device AI can intelligently distinguish between humans, pets, audio cues, and crying sounds. When a person or pet is detected, the camera automatically tracks their movement, providing a complete view of their activity within the monitored area.

Your browser does not support the video tag.

Video: A demonstration of the eufy Indoor Cam E30's pet tracking feature, showing how the camera automatically follows a pet's

movement within its field of view.

## Color Night Vision with Built-In Spotlight

Monitor your home clearly even in low-light conditions. The integrated spotlight allows for seamless switching between vibrant color night vision and traditional infrared night vision. The spotlight also serves as a deterrent for unwanted activity.

# Nighttime, Bright Time

Select your preferred night vision mode.




Image: A side-by-side comparison illustrating the difference between color night vision and infrared night vision, both captured by the eufy Indoor Cam E30, showing enhanced detail in color mode.

## Two-Way Audio

Communicate in real-time with family members or pets through the camera's built-in microphone and speaker. This feature allows for clear, two-way conversations directly from your smartphone app.

## Local Storage & Privacy

The eufy Indoor Cam E30 supports local storage via a microSD card (sold separately), allowing you to store footage without any monthly subscription fees. Activate Privacy Mode through the app to physically turn the camera away, ensuring your privacy when needed.

# Privacy at the Tap of a Button

Protect privacy easily with privacy mode and local storage.


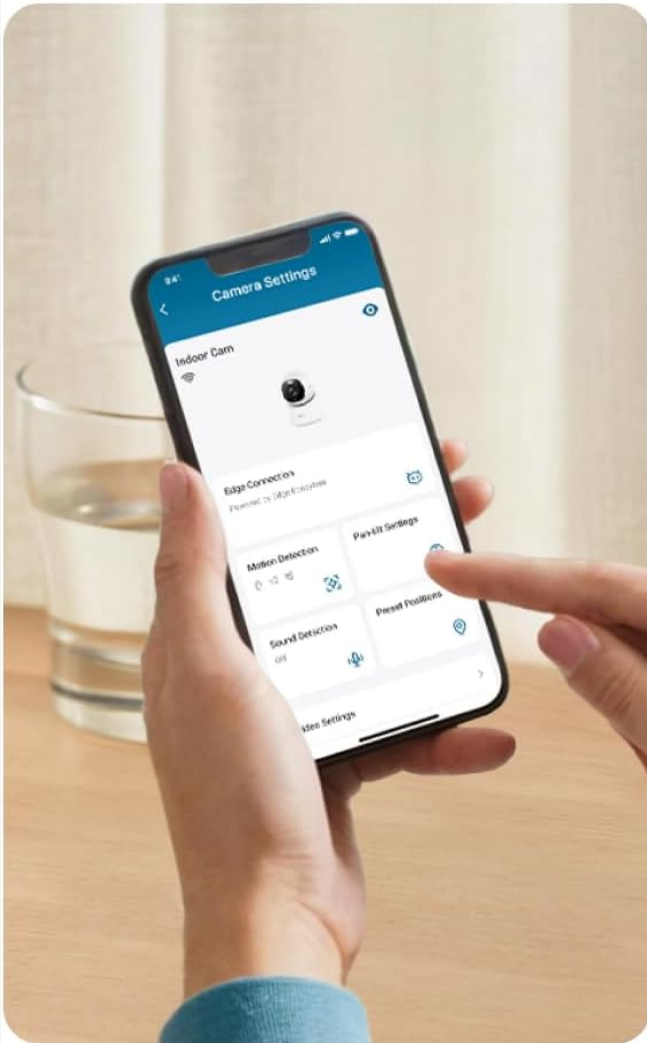


Image: The eufy Indoor Cam E30 showing its privacy mode, where the lens is physically obscured, and an illustration of inserting a microSD card for local storage.

## Smart Home Compatibility

Integrate your eufy Indoor Cam E30 seamlessly into your smart home ecosystem. It works effortlessly with Apple HomeKit, Amazon Alexa, and Google Assistant, allowing for voice control and integration into automated routines. (Note: HomeKit supports up to 1080P resolution.)



Image: A tablet displaying the eufy Indoor Cam E30's live feed, surrounded by logos for Apple Home, Google Assistant, and Amazon Alexa, indicating its broad smart home compatibility.

## 4. MAINTENANCE

Proper maintenance ensures the longevity and optimal performance of your eufy Indoor Cam E30.

- **Cleaning:** Gently wipe the camera lens and body with a soft, dry, lint-free cloth. Avoid using harsh chemicals, cleaning solvents, or abrasive cleaners, as they may damage the camera's surface or internal components.
- **Placement:** Ensure the camera is placed in a stable location, away from direct sunlight, heat sources, and excessive moisture.
- **Software Updates:** Regularly check for and install firmware updates via the eufy Security app to ensure your camera has the latest features and security enhancements.

## 5. TROUBLESHOOTING

If you encounter issues with your eufy Indoor Cam E30, refer to the following common problems and solutions:

Problem	Possible Solution
Camera not connecting to Wi-Fi	Ensure your Wi-Fi password is correct. Move the camera closer to your Wi-Fi router. Check if your router is on a 2.4GHz network (5GHz is not supported by some older models, though this one supports Wi-Fi generally). Restart your router and the camera.
Poor video quality (blurry, pixelated)	Check your internet connection speed. Ensure the camera lens is clean. Adjust the camera's position to avoid glare or strong backlighting. Verify the app settings are set to 4K resolution if available.
Motion detection not working or too sensitive	Adjust motion detection sensitivity in the eufy Security app. Define activity zones to focus on specific areas and reduce false alerts. Ensure there are no obstructions in the camera's view.
Two-way audio issues (no sound, distorted)	Check the volume settings on your smartphone and in the app. Ensure there is no physical obstruction to the camera's microphone or speaker. Test your internet connection for stability.
Camera is offline frequently	Improve Wi-Fi signal strength by moving the camera closer to the router or using a Wi-Fi extender. Ensure there are no physical obstructions or interference sources. Update camera firmware.

## 6. SPECIFICATIONS

Feature	Detail
---------	--------

Feature	Detail
Model Name	T8417
Brand	eufy Security
Connectivity Protocol	Wi-Fi
Controller Type	Apple HomeKit, Google Assistant, Amazon Alexa
Mounting Type	Wall Mount
Color	White
Item Dimensions (L x W x H)	2.8 x 2.9 x 4.2 inches
Item Weight	13.1 ounces
Power Source	Corded Electric
Special Features	Built In Light, 4K Resolution, Works with Homekit, Cry Detection, Human Detection
Included Components	USB Cable, USB Adapter, eufy Indoor Cam E30, Wall Mount, Positioning Sticker, Screw Pack, Quick Start Guide
UPC	194644290818

## 7. WARRANTY AND SUPPORT

eufy Security products come with a limited warranty. For detailed warranty information, please refer to the warranty card included in your product packaging or visit the official eufy Security website.

For technical support, troubleshooting assistance, or any product-related inquiries, please contact eufy Security customer service through their official website or the eufy Security app. Have your product model and serial number ready for faster service.

### Online Resources:

- [eufy Official Website](#)
- [eufy Support Center](#)