

Manuals.plus /

- › SEUNKWANG /
- › EWEADN G98 RGB Gaming Keyboard User Manual

## SEUNKWANG G98

# EWEADN G98 RGB Gaming Keyboard User Manual

Model: G98  
Brand: SEUNKWANG

## 1. PRODUCT OVERVIEW

The EWEADN G98 is a wired RGB gaming keyboard featuring a retro creamy membrane design with a media knob and a number pad. It offers a 98-key layout, providing essential functionality in a compact form factor. This keyboard is designed for compatibility with MAC, Xbox, and PC systems, catering to both gamers and general computer users.



Figure 1.1: The EWEADN G98 RGB Gaming Keyboard in Black & White, showcasing its full layout and RGB backlighting.

# EWEADN | G98

Membrane keyboard



Double-Layer Feet



98-Key Layout



TYPE-C Interface



PBT Ball Cap



RGB Rainbow Light



MDA Key Cap Height

Figure 1.2: Key features of the EWEADN G98 membrane keyboard, including double-layer feet, 98-key layout, Type-C interface, PBT ball caps, RGB rainbow light, and MDA keycap height.

## Key Features:

- **Cream Keyboard with Number Pad:** Equipped with dual-stage adjustable feet for comfortable typing angles (11° tilt). Ergonomic design reduces strain during long sessions.
- **2-in-1 Function Knob:** A dedicated knob for backlit mode switching, brightness adjustment, and media control (previous song, next song, pause).
- **Compact 96% Layout & Dual Color Keyboard:** Full-function 98-key layout maximizes space efficiency while preserving essential keys.
- **Cool RGB Backlit Keyboard:** Features 16.8 million RGB light colors with customizable brightness for a personalized atmosphere.
- **Ergonomic Design:** Combines comfort, convenient design, and advanced features for enhanced typing, gaming, and productivity. Offers a stable wired connection.
- **Smooth Typing Experience:** Silent membrane keys provide a quiet typing feel. Round full ABS keycaps are durable and comfortable for fast typing or gaming.

## 2. SETUP

The EWEADN G98 keyboard is designed for simple plug-and-play setup. No additional drivers are typically required for basic functionality on most operating systems.

## 2.1 Connecting the Keyboard

1. Locate an available USB port on your computer (PC, Mac, or compatible device).
2. Insert the USB connector of the EWEADN G98 keyboard into the USB port.
3. The keyboard should be automatically recognized by your system, and the RGB backlighting will illuminate.



Figure 2.1: The EWEADN G98 keyboard connected via USB, illustrating its high-speed, lag-free connection.

## 2.2 Adjusting Keyboard Angle

The keyboard features dual-stage adjustable feet on its underside. Flip out these feet to set the keyboard to your preferred typing angle for enhanced ergonomic comfort.

## 3. OPERATING INSTRUCTIONS

### 3.1 Media Knob Functionality

The 2-in-1 function knob located on the top right of the keyboard provides convenient control over media and backlighting.

- **Volume Control:** Rotate the knob clockwise to increase volume, and counter-clockwise to decrease volume. Press the knob to mute/unmute audio.
- **Media Playback:** Use the three dedicated buttons next to the knob for quick access to previous song, next song, and play/pause functions.



Figure 3.1: Detailed view of the multi-function knob and media control buttons, illustrating their use for volume and track navigation.

### 3.2 RGB Backlight Control

The EWEADN G98 keyboard features vibrant RGB backlighting with various customization options.

- **Backlight On/Off:** Press **FN + INS** to toggle the backlight on or off.
- **Switch Light Modes:** Press **FN + DEL** to cycle through different RGB lighting effects and modes.
- **Adjust Brightness:** Press **FN + PGUP** to increase brightness and **FN + PGDN** to decrease brightness.
- **Adjust Light Speed:** Press **FN + -** to slow down the lighting effect and **FN + =** to speed up the lighting effect.



Figure 3.2: Visual guide to RGB backlight control shortcuts using the FN key combinations.

### 3.3 N-Key Rollover

The keyboard supports N-key rollover, allowing multiple keys to be pressed simultaneously without ghosting or missed inputs. This feature is beneficial for fast typing and complex gaming commands.



Figure 3.3: Illustration of N-key rollover capability, ensuring accurate input even with multiple simultaneous key presses.

### 3.4 Multimedia Shortcut Keys

The EWEADN G98 includes 12 multimedia shortcut keys (F1-F12) for quick access to common functions, designed for uninterrupted gaming or working.

# N-key rollover

Input multiple keys at once without mistyping, typos, or double-chattering




Figure 3.4: Overview of the 12 multimedia shortcut keys (F1-F12) for enhanced productivity and entertainment control.

## 3.5 Windows Key Lock

To prevent accidental interruptions during gaming, the keyboard allows you to lock the Windows key. Refer to the specific key combination in the included user manual for this function.

## 4. MAINTENANCE

---

Proper maintenance ensures the longevity and optimal performance of your EWEADN G98 keyboard.

- **Cleaning the Keycaps:** Use a soft, lint-free cloth slightly dampened with water or a mild cleaning solution to wipe down the keycaps. Avoid excessive moisture.
- **Removing Dust and Debris:** Use compressed air to blow away dust and debris from between the keycaps. For deeper cleaning, keycaps can be carefully removed using a keycap puller (not included) to clean the membrane switches underneath.
- **Cable Care:** Avoid sharp bends or excessive pulling on the wired USB cable to prevent damage.
- **Storage:** When not in use for extended periods, store the keyboard in a clean, dry environment away from direct sunlight and extreme temperatures.

## 5. TROUBLESHOOTING

---

If you encounter issues with your EWEADN G98 keyboard, try the following troubleshooting steps:

- **Keyboard Not Responding:**
  - Ensure the USB cable is securely plugged into both the keyboard and the computer's USB port.
  - Try plugging the keyboard into a different USB port on your computer.
  - Restart your computer.
- **Backlight Not Working/Incorrect:**
  - Verify that the backlight is turned on using the **FN + INS** shortcut.
  - Cycle through backlight modes (**FN + DEL**) and adjust brightness (**FN + PGUP/PGDN**).
  - Ensure your computer's USB port is providing sufficient power.
- **Keys Not Registering or Double-Typing:**
  - Clean the affected key(s) as described in the Maintenance section.
  - Test the keyboard on another computer to determine if the issue is with the keyboard or the original system.

- **Connection Loss (Intermittent):**

- Ensure the USB cable is not damaged or kinked.
- Try a different USB port, preferably a direct port on the motherboard if using a desktop PC.
- Avoid using unpowered USB hubs if possible.

If these steps do not resolve the issue, please contact customer support.

## 6. SPECIFICATIONS

---

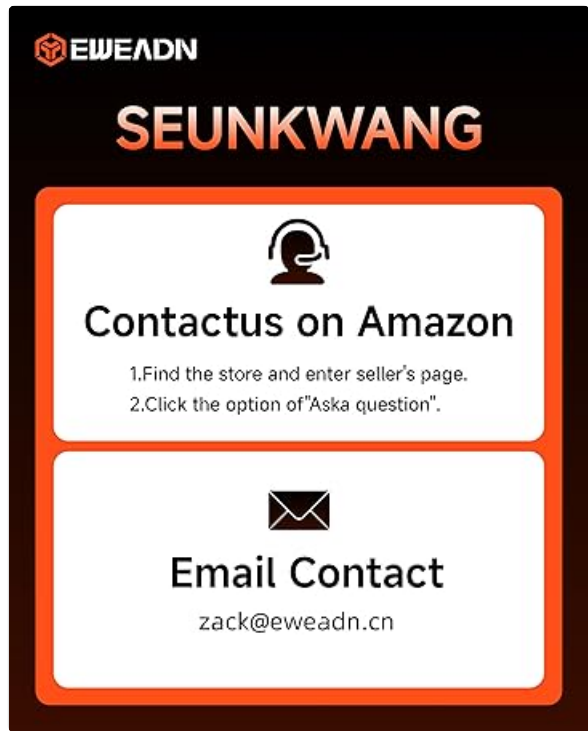
Feature	Detail
Brand	SEUNKWANG
Model	G98
Connectivity Technology	Wired
Keyboard Description	Gaming
Number of Keys	98
Keyboard Backlighting	RGB
Special Features	Backlit, Ergonomic, Lightweight, Silent, Quiet
Compatible Devices	Laptop, PC, Tablet
Item Weight	1.67 pounds
Package Dimensions	16.1 x 6.1 x 1.4 inches
Manufacturer	EWEADN
First Available Date	December 25, 2024

## 7. WARRANTY AND SUPPORT

---

For warranty information or technical support regarding your EWEADN G98 keyboard, please use the following contact methods:


- **Contact on Amazon:** Visit the SEUNKWANG store on Amazon and click the "Ask a question" option to contact the seller directly.
- **Email Support:** You may also reach out via email at [atzack@eweadn.cn](mailto:atzack@eweadn.cn).



The image shows a contact information card for SEUNKWANG. At the top left is the EWEADN logo. The name SEUNKWANG is prominently displayed in large, bold, orange letters. Below this, there are two white rectangular sections with orange borders. The first section features a headset icon, the title 'Contactus on Amazon', and two numbered steps: '1.Find the store and enter seller's page.' and '2.Click the option of"Ask a question"'. The second section features an envelope icon, the title 'Email Contact', and the email address 'zack@eweadn.cn'.


**EWEADN**

# SEUNKWANG



## Contactus on Amazon

- 1.Find the store and enter seller's page.
- 2.Click the option of"Ask a question".



## Email Contact

zack@eweadn.cn

Figure 7.1: Contact details for SEUNKWANG support via Amazon and direct email.