

## Manuals+

[Q & A](#) | [Deep Search](#) | [Upload](#)

[manuals.plus](#) /

› [AKREC](#) /

› [AI Voice Recorder, Free Real-Time Transcription & Translation | Chat gpt Powered Summarizer, 93 Languages, 64GB Memory, App Controlled, for Lectures, Interviews, Meetings, & Calls\(Black\)](#)

### AKREC A3

# AKREC AI Voice Recorder User Manual

Model: A3

## INTRODUCTION

The AKREC AI Voice Recorder is a compact and powerful device designed for seamless audio recording, real-time transcription, translation, and intelligent summarization. Leveraging advanced AI technology, it simplifies note-taking for lectures, interviews, meetings, and calls. Its ultra-slim design and robust features make it an essential tool for professionals and students alike.





*Image: The AKREC AI Voice Recorder, a sleek black rectangular device, is shown next to a smartphone. The smartphone screen displays a transcription of text, highlighting the device's primary function of converting spoken words into written format.*

## SETUP GUIDE

### 1. Charging the Device

Before first use, fully charge your AKREC AI Voice Recorder using the provided magnetic charging cable. Connect the magnetic end of the cable to the charging port on the device and the USB-C end to a compatible power source.

### 2. App Download and Installation

To unlock the full capabilities of your AI Voice Recorder, download the **AIREC APP** from your smartphone's app store (available for iOS and Android). Scan the QR code provided in the product manual or search for "AIREC APP" directly.

# ARKEC

## Chat GPT-40 ENABLED RECORDING AI Voice Recorder

- Dual Mode Record
- Real-Time Transcribe
- Simultaneous Interpretation
- Conversational Translation
- 16+ Templates AI Summaries
- Mind Map
- 93 Languages
- 28H Recording
- 400min Free AI Transcription
- 64GB Local Storage Safe
- AI Noise Cancellation
- Panoramic 6D Dual Microphon
- Import & Share Audio Files
- Compatible with iOS & Android
- Easy-to-use APP



Image: A visual guide demonstrating how to connect the AKREC AI Voice Recorder to the AIREC APP. It shows the app interface with a "+ Not connected" button, followed by a Bluetooth connection screen showing "VoiceNote" as a discoverable device, and finally the app's main recording interface.

### 3. Initial Device Connection

1. Open the AIREC APP on your smartphone.
2. Ensure your AKREC AI Voice Recorder is within 1 meter (3 feet) of your phone.
3. In the app, tap on the "+ Not connected" option to initiate the connection process.
4. Select your device (e.g., "VoiceNote") from the list of available Bluetooth devices.
5. Once connected, the device status will update in the app.

### 4. App Permissions

For optimal performance, grant the AIREC APP necessary permissions, including Bluetooth and Wireless Data access, through your phone's settings.

**Translation** (Recommend record within 1m from sound source)  
Real time translation for 60 languages

The first screenshot shows the app's settings menu with three options: "Recordings only", "Recording & Transcription", and "Simultaneous interpretation". The second screenshot shows a language selection screen with a list of languages including Russian, Portuguese, German, Italian, Greek, Dutch, Polish, Danish, and Swedish. The third screenshot shows the app's main interface with a text area containing a paragraph about the Typhoon Track Real time Release System.

choose record & translation mode      Choose language      save and finish

Image: A sequence of smartphone screenshots illustrating how to navigate to app settings, search for "AIREC", and enable Bluetooth and Wireless Data permissions for the application.

## OPERATING INSTRUCTIONS

## 1. Recording Audio

The AKREC AI Voice Recorder supports dual-mode recording: direct note recording and automatic phone call/conference recording.

# Dual-Mode Recording

No Notes Needed, Capture Every Details

### Phone Call Recording



### Note Recording



*Image: Two panels illustrating the dual-mode recording capability. One panel shows a person holding the recorder magnetically attached to a phone during a call, labeled "Phone Call Recording". The other panel shows the recorder placed on a desk near a keyboard, labeled "Note Recording".*

- **Note Recording:** Place the device within 1 meter of the sound source for optimal audio capture.
- **Phone Call/Conference Recording:** Attach the device magnetically to your smartphone. It will automatically record phone calls or remote conferences.

# ARKEC

## Chat GPT-40 ENABLED RECORDING AI Voice Recorder

- Dual Mode Record
- Real-Time Transcribe
- Simultaneous Interpretation
- Conversational Translation
- 16+ Templates AI Summaries
- Mind Map
- 93 Languages
- 28H Recording
- 400min Free AI Transcription
- 64GB Local Storage Safe
- AI Noise Cancellation
- Panoramic 6D Dual Microphone
- Import & Share Audio Files
- Compatible with iOS & Android
- Easy-to-use APP



Image: A visual guide demonstrating how to initiate voice recording within the AIREC APP. It shows the app's recording interface, allowing users to select "Recording only" and then start recording with a prominent red button.

## 2. Real-Time Transcription

The device offers real-time voice-to-text transcription across 93 languages. Ensure the device is linked to the app for this feature.

# Real-Time Accurate Transcriptions



**93**

Languages

**98%**

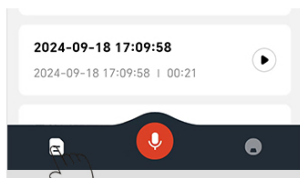
Accuracy Rate

**100%**

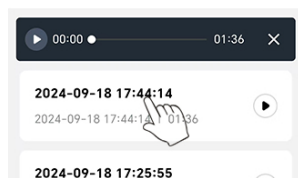
Keyword information

Image: A visual representation of the real-time transcription feature. A smartphone displays transcribed text in both German and English, with statistics indicating 93 languages supported, 98% accuracy rate, and 100% keyword information.

## App file management



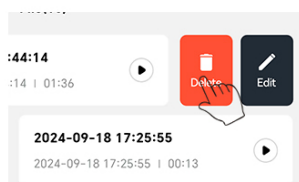
Choose file management



Play/Pause/progress

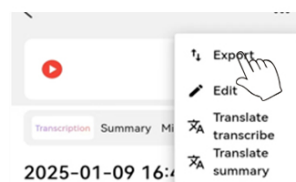


Transcription / Summary / Mind-Map



Swipe left to delete/edit files

If there is a problem with file playback, you can delete the local file and download it again.



Share content

Image: A screenshot from the AIREC app showing options for recording, including "Recordings only", "Recording & Transcription", and "Simultaneous interpretation". It also displays the real-time transcription of spoken words into text.


### 3. Translation

For real-time translation, select the "Simultaneous Interpretation" mode in the app. This feature supports 60 languages.

#### Transcription

(Recommend record within 1m from sound source)

Real time transcription



#### Voice Recording

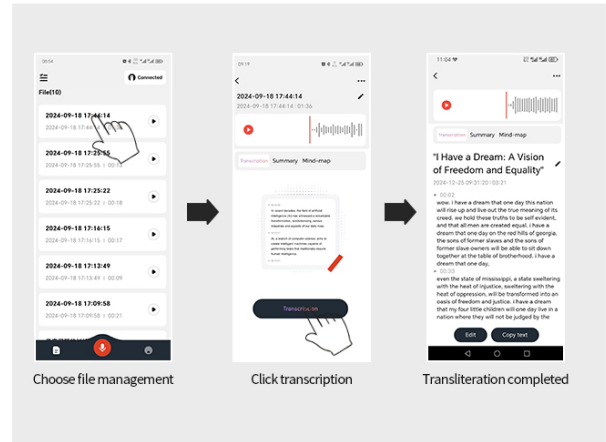


Image: A sequence of screenshots from the AIREC app demonstrating the translation feature. It shows selecting the record & translation mode, choosing a target language from a list (e.g., German, Italian, Spanish), and then displaying the translated text.

### 4. Intelligent Summaries and Mind Maps

Powered by ChatGPT-4.0, the device can instantly summarize content and generate structured mind maps. Choose from over 16 context-specific summary templates (Meeting, Call, Interview, Speech, Sales) or create your own.

# Generate Mind Maps Instantly

AI-Structured Visualization of Complex Ideas

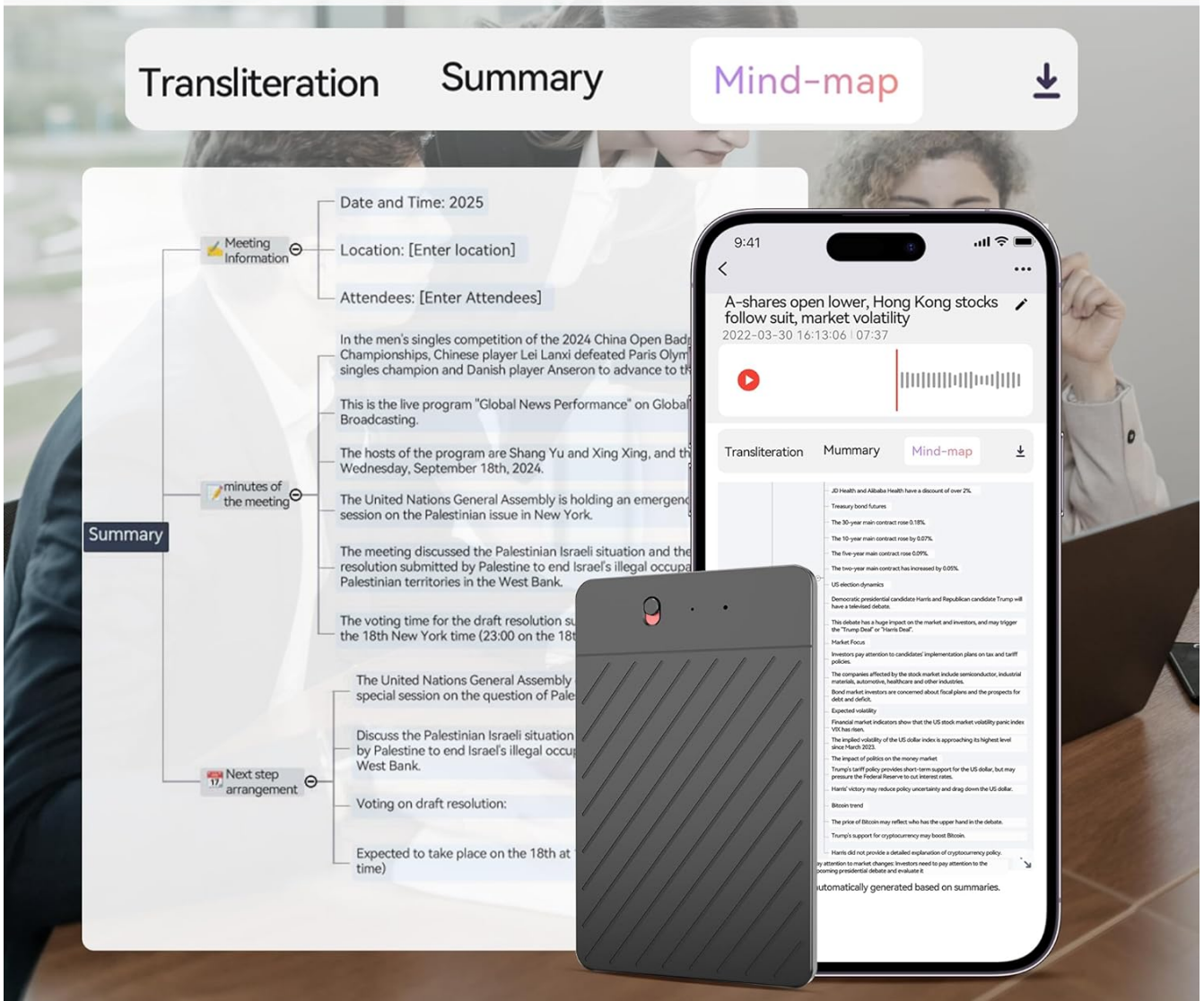
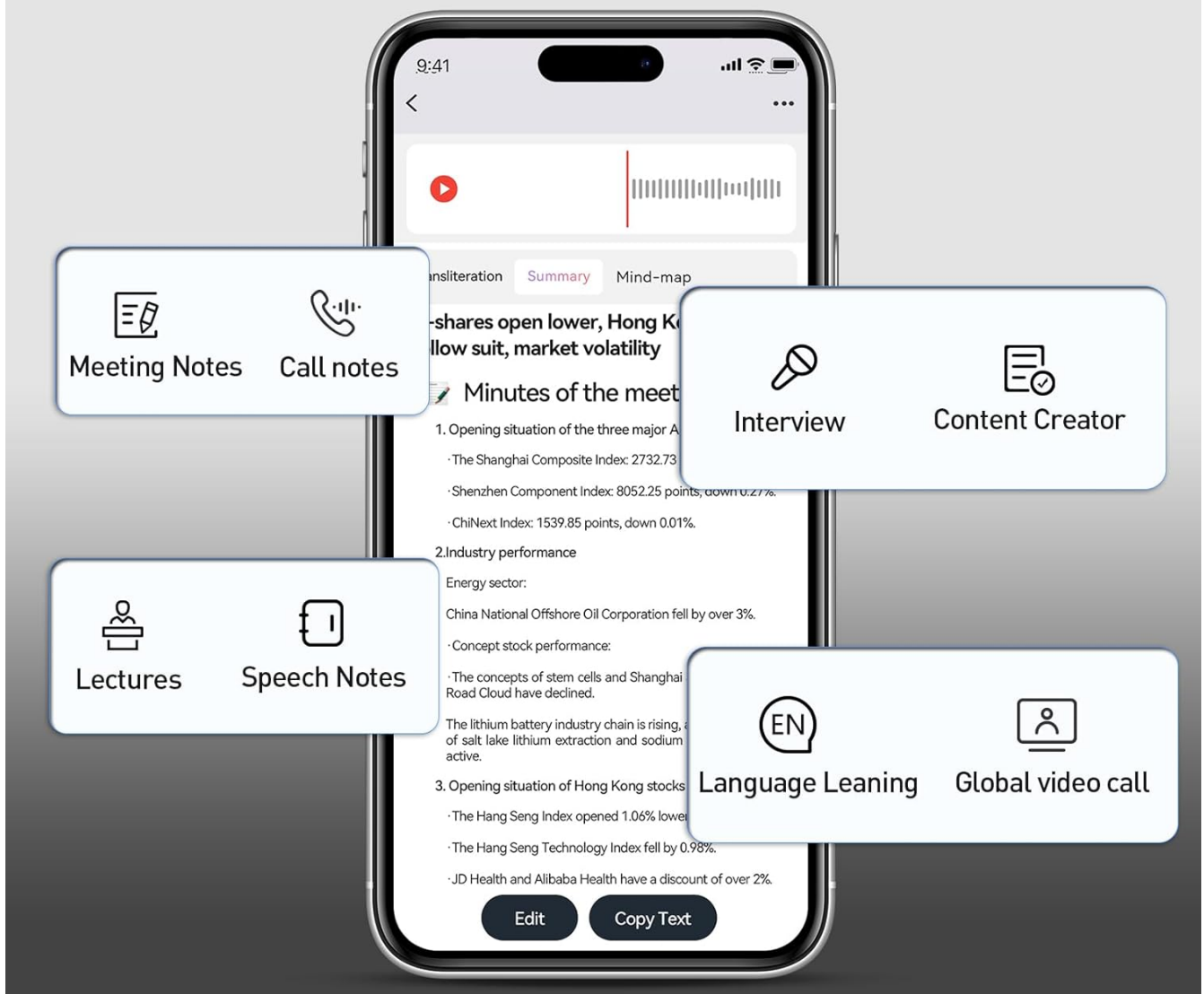


Image: A visual illustrating the mind map generation feature. A smartphone displays a mind map derived from a meeting summary, with options for "Transliteration", "Summary", and "Mind-map" tabs.

# Smart Summarization for All Scenarios

16+ Templates Option for Meetings, Speeches, Calls, Interviews, Sales



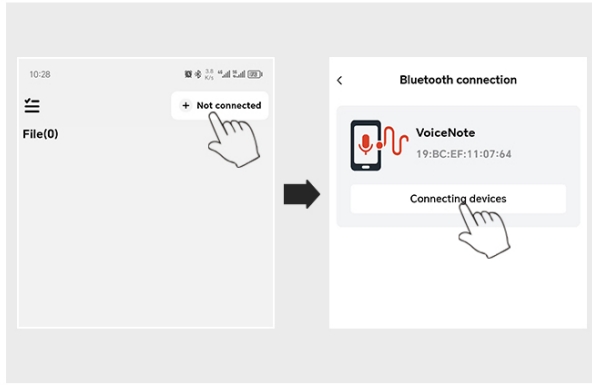
*Image: A smartphone screen displaying various summarization templates, including "Meeting Notes", "Call notes", "Interview", "Content Creator", "Lectures", "Speech Notes", "Language Learning", and "Global video call", demonstrating the device's versatility.*

## 5. File Management and Sharing

Manage your recordings, summaries, and mind maps directly within the AIREC APP. You can play, pause, delete, edit, and export content to email, cloud services, or social platforms.

## Connect AIREC APP

Open the AIREC App you downloaded, click [ + not connected ], and click connect device. Make sure recorder in 1M from phone.



## Voice Recording

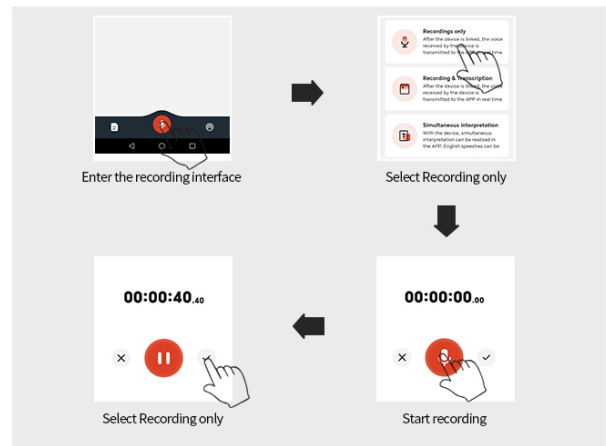


Image: A series of screenshots from the AIREC app showing the file management interface. It illustrates how to choose file management, play/pause recordings, access transcription/summary/mind-map options, and share content via email or other platforms.

## MAINTENANCE

### 1. Storage Management

The device comes with 64GB of local storage, capable of storing up to 540 hours of audio. Regularly manage your files through the AIREC APP to ensure sufficient storage space.

### 2. Battery Life

The AKREC AI Voice Recorder provides up to 28 hours of continuous use on a single charge (15 hours with noise reduction enabled). Recharge the device when the battery indicator is low.

## TROUBLESHOOTING

### 1. Connection Issues


- Ensure Bluetooth is enabled on your smartphone and the device is within range (1 meter).
- Restart both the device and the AIREC APP.
- Check app permissions in your phone's settings.

### 2. Transcription Accuracy

- Ensure the device is placed close to the sound source (within 1 meter).
- Minimize background noise using the AI Noise Cancellation feature.
- Speak clearly and at a moderate pace.

# AI Advanced Noise Cancellation

Eliminates 98% of Ambient Noise with Panoramic 6D Dual Microphon



Phone call in loud street

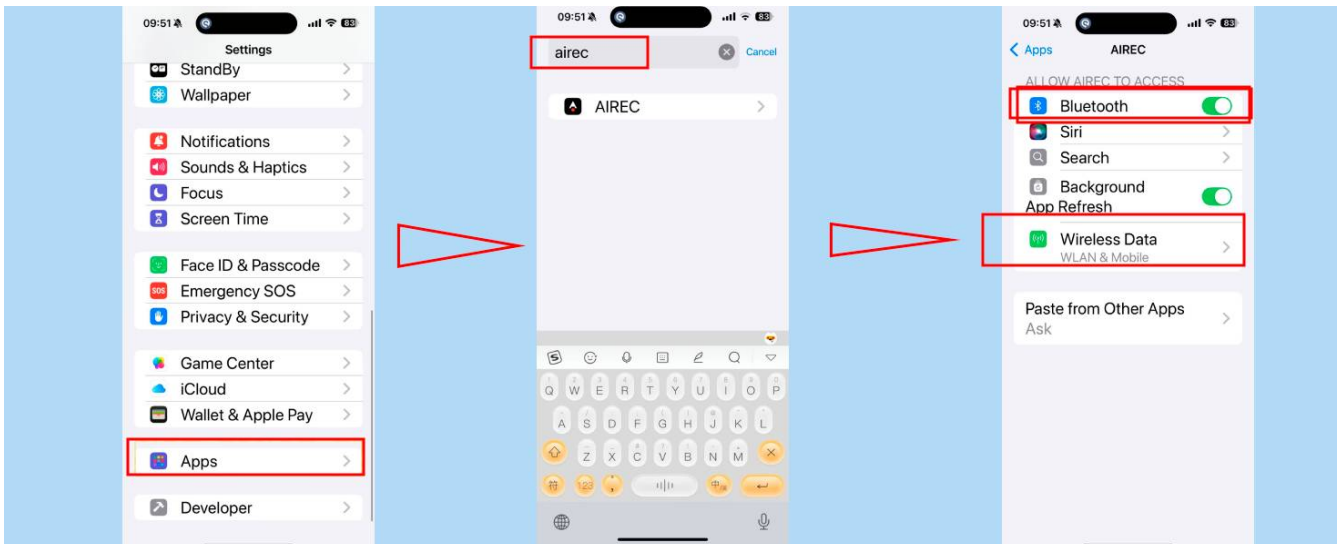


Cafe Interview



On-the-go Video Conference (Airport)

Image: A graphic illustrating the AI Advanced Noise Cancellation feature, showing sound waves before and after noise reduction. Below, three scenarios are depicted: a phone call in a loud street, a cafe interview, and an on-the-go video conference, highlighting the feature's utility in various noisy environments.



*Image: A diagram showing the effect of AI noise reduction on a sound wave, indicating clearer recording. The image emphasizes the device's ability to eliminate 98% of ambient noise with its Panoramic 6D Dual Microphone system.*

## SPECIFICATIONS

- **Model:** A3
- **Product Dimensions:** 0.1 x 2 x 3 inches
- **Item Weight:** 3.53 ounces (100 Grams)
- **Memory Storage Capacity:** 64 GB (up to 540 hours of audio)
- **Battery Life:** 28 hours continuous use (15 hours with noise reduction)
- **Languages Supported:** 93 for transcription/translation
- **AI Features:** ChatGPT-4.0 powered summarization, mind mapping, AI Noise Cancellation
- **Microphone:** Built-In, Dual Microphones
- **Hardware Interface:** USB Type C
- **Compatible Devices:** Smartphone (iOS & Android)

# One Plan. Full Power

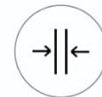
All-Access features in perfectly portable design

## All-Access Plan

Price	<b>\$0 (Free)</b>
AI Transcription powered by GPT-40	<b>400 mins/month</b>
Summary & Mind map	<b>16+ templates</b>
Languages supported	<b>93</b>
Stores up	<b>540 hours</b>
Local storage	✓
Share audio files	✓
Custom template	✓
AI Noise Cancellation	✓
Your Privacy	<b>Zero Cloud Risks Local Storage</b>



**28 hours**  
continuous recording



**0.13 Inches**  
1.09 Ounce



**64G**  
Local memory

*Image: A detailed infographic summarizing the key features and specifications of the AKREC AI Voice Recorder, including its free AI transcription minutes, templates, language support, storage capacity, battery life, and physical dimensions.*

## WARRANTY AND SUPPORT

### What's Included in the Package:

- 1 AKREC AI Voice Recorder
- 1 Magnetic Charging Cable
- 1 Magnetic Ring
- Product Manual

For further assistance, technical support, or warranty information, please refer to the contact details provided in your product manual or visit the official AKREC website.

