

Monster S15

Monster Mini Karaoke Machine S15 User Manual

Model: S15

INTRODUCTION

Thank you for choosing the Monster Mini Karaoke Machine S15. This portable Bluetooth speaker with wireless microphones is designed to provide an enjoyable audio experience with various entertainment features. This manual provides detailed instructions for setup, operation, maintenance, and troubleshooting to ensure optimal performance and longevity of your device. Please read this manual thoroughly before use and retain it for future reference.



Image: The Monster Mini Karaoke Machine S15, a compact speaker with a colorful light ring, accompanied by two wireless microphones.

WHAT'S IN THE BOX

Verify that all components are present in the package:

- 1 x Monster Mini Karaoke Speaker
- 2 x Wireless Microphones
- 1 x USB-C Charging Cable
- 1 x User Manual

How to Operate?



Image: A visual representation of the Monster Mini Karaoke Speaker, two wireless microphones, a USB-C charging cable, and the user manual, indicating the package contents.


SETUP

Charging the Device

Before first use, fully charge the karaoke speaker and both wireless microphones using the provided USB-C charging cable. Connect the cable to a standard USB power adapter (not included).

- **Speaker Charging Time:** Approximately 2-3 hours.
- **Microphone Charging Time:** Approximately 1-2 hours.

Powering On and Connecting

1. **Turn on the Speaker:** Press and hold the power button (marked with ) on the speaker for 2 seconds. The speaker will indicate it is powered on, often with a sound or light indicator.
2. **Turn on Microphones:** Press and hold the power button on each wireless microphone until the indicator light illuminates. The microphones will automatically attempt to pair with the speaker.
3. **Bluetooth Pairing (for external devices):**
 - Ensure the speaker is powered on.
 - On your smartphone, tablet, or PC, navigate to the Bluetooth settings.
 - Search for available devices and select "Monster S15" (or similar name) from the list.
 - Once connected, the speaker will confirm the successful pairing.

Bluetooth 5.4 Technology

Compatible with Android & ios devices, TVs, iPads, tablets, car karaoke, and PC



Image: A step-by-step diagram illustrating how to power on the speaker and connect it to a mobile device via Bluetooth.

OPERATING INSTRUCTIONS


Speaker Controls


Button/Action	Function
Long press	Power On/Off
Short press *	Light mode switching
Long press -	Previous song
Short press -	Volume down
Short press /	Play/Pause
Long press +	Next song
Short press +	Volume up

Microphone Controls

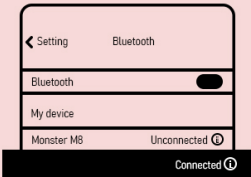
Button/Action	Function
Long press	Microphone On/Off
Single click +	Volume up
Single click -	Volume down
Long press	Switching sound mode (Magic Voice Effects)
Short press	Accompaniment vocal switch (Original Vocals/Accompaniment)

How to Connect?



Press  for 2 seconds to turn on the speaker

1



Find "**Monster M8**" in the Bluetooth list and click to connect

2




Image: An instructional graphic detailing the functions of each button on both the main speaker unit and the wireless microphones.

FEATURES

Pure Monster Sound

The Monster Mini Karaoke Machine S15 incorporates a digital audio processor and powerful drivers to deliver high-fidelity stereo sound. Qualcomm apt-X high-definition audio decoding ensures rich sound details for an immersive audio experience.



Image: A young girl holding a microphone, with the Monster Mini Karaoke Machine S15 in the foreground, emphasizing the 'Pure Monster Sound' feature.

Colorful Dancing Lights

Equipped with 8 LED light effects, the speaker's lights synchronize with the music rhythm, creating a dynamic visual experience for parties and gatherings.

5 VOCAL EFFECTS

Providing endless fun for everyone



Image: The Monster Mini Karaoke Machine S15 displaying its colorful dancing lights, surrounded by various scenes of people enjoying music and parties.

5 Magic Voice Effects

The karaoke machine offers five distinct voice effects: Original, Baby, Female, Male, and Magician. These can be switched using the dedicated button on the microphone to add variety and fun to performances.

COLORFUL DANCING LIGHTS

Singing and dancing under dynamic lights



Image: A graphic displaying the five vocal effects available on the Monster Mini Karaoke Machine S15: Original, Baby, Female, Male, and Magician, with corresponding icons.

Multi-Compatibility

The device supports multiple connectivity options, including Bluetooth 5.4 for smartphones, tablets, and PCs, Micro TF card playback, and AUX input for wired connections.

CONNECT and PLAY



Bluetooth 5.4



AUX



USB Flash Disk



Image: The Monster Mini Karaoke Machine S15 highlighting its compatibility with Bluetooth 5.4, AUX input, and USB flash disk, along with various app icons.

Portable Design and Battery Life

The compact and lightweight design makes the S15 easy to transport. The built-in battery provides approximately 5-7 hours of playtime on a full charge, with a standby time of up to 360 hours.

PLAY ANYTIME ANYWHERE



Image: Two children enjoying the Monster Mini Karaoke Machine S15, with text indicating 5-7 hours of playtime, 2-3 hours of charging, and 360 hours of standby time.

CONNECTIVITY

Bluetooth 5.4

The integrated Bluetooth 5.4 chip allows for stable and efficient wireless connection to a wide range of devices, including Android and iOS smartphones, tablets, TVs, and PCs. This enables streaming music from various applications like Spotify or YouTube.

AUX Input

For wired audio playback, connect an audio source to the AUX port using a 3.5mm audio cable (not included).

Micro TF Card Playback

Insert a Micro TF (TransFlash) card loaded with audio files into the designated slot on the speaker for direct music playback without needing an external device.

What's in The Box?

Monster Mini Karaoke Speaker × 1
Wireless Microphone × 2
Type C- Charging Cable × 1
User Manual × 1




Image: The Monster Mini Karaoke Machine S15 and its microphones wirelessly connected to a laptop, tablet, and smartphone, demonstrating Bluetooth 5.4 compatibility.

MAINTENANCE

- **Cleaning:** Use a soft, dry cloth to clean the exterior of the speaker and microphones. Avoid using abrasive cleaners or solvents.
- **Storage:** Store the device in a cool, dry place away from direct sunlight and extreme temperatures when not in use.
- **Battery Care:** To prolong battery life, avoid fully discharging the device frequently. Charge the device regularly, even if not in use for extended periods.
- **Water Exposure:** This device is not waterproof. Avoid exposure to water or high humidity.

TROUBLESHOOTING

Issue	Possible Solution
Sharp/Strange Sounds from Microphone	This is a common sound reflex. Avoid placing microphone heads too close to the speaker. Maintain a reasonable distance.
Device not powering on	Ensure the device is fully charged. Connect to a power source using the USB-C cable and try again.
Bluetooth connection failure	Ensure Bluetooth is enabled on both devices. Move the devices closer to each other. Disconnect and re-pair the device. Restart both the speaker and the external device.
No sound output	Check volume levels on both the speaker and the connected device. Ensure the correct input mode (Bluetooth, AUX, TF card) is selected. Verify that microphones are powered on and paired.
Microphone not working	Ensure the microphone is powered on and fully charged. Check if it is paired with the speaker. Adjust microphone volume.

SPECIFICATIONS

Feature	Detail
---------	--------

Feature	Detail
Model Number	S15
Brand	Monster
Power Source	Battery Powered
Connector Type	USB Type C
Connectivity Technology	AUX, Bluetooth 5.4, USB (for TF card)
Product Dimensions	7 x 5.51 x 2.75 inches
Item Weight	1.76 pounds
Batteries	1 AA battery required (included) for microphones
Manufacturer	MONSTER

WARRANTY AND SUPPORT

For warranty information and customer support, please refer to the documentation included with your purchase or visit the official Monster website. You may also contact the seller directly for assistance.

For additional information and products, visit the [Monster Brand Store](#).