

Walker Edison WEANN013D1EO2

Walker Edison WEANN013D1EO2 3-Drawer Wood Nightstand User Manual

Model: WEANN013D1EO2

1. PRODUCT OVERVIEW

This manual provides instructions for the Walker Edison 2-Piece Contemporary 3-Drawer Wood Nightstand, Model WEANN013D1EO2. This set includes two nightstands designed for bedroom storage, featuring a contemporary style with a solid red oak veneer finish and brass hardware.



Image 1.1: Front view of the Walker Edison 3-Drawer Wood Nightstands.

Key Features:

- **Contemporary Design:** Features warm woodgrain and a sophisticated curved design.
- **Set of Two:** Provides matching storage and surface area for both sides of a bed.
- **Three Drawers:** Each nightstand includes three drawers for organized storage.
- **Sleek Metal Pulls:** Equipped with streamlined metal drawer pulls.
- **Smooth Metal Glides:** Drawers operate on smooth-open metal roller glides.
- **Ultra-Easy Drawer Assembly:** Designed for quick and straightforward drawer assembly.



Image 1.2: The nightstands integrated into a bedroom environment.

2. ASSEMBLY INSTRUCTIONS

Assembly of the Walker Edison nightstands is designed to be straightforward, with an estimated completion time of 60 minutes or less for two people. Follow the steps below for proper assembly.

Required Tools:

- No special tools are required for drawer setup. Basic household tools (e.g., screwdriver) may be needed for other frame components as per the included assembly guide.

Assembly Steps:

1. **Unpack Components:** Carefully remove all parts from the packaging and lay them out on a clean, soft surface to prevent scratches. Verify all components are present against the included parts list.
2. **Frame Assembly:** Follow the detailed instructions in the separate assembly guide provided with your product to construct the main frame of the nightstand.

3. Drawer Assembly (Ultra-Easy):

- **Step 1: Align** the drawer components.
- **Step 2: Snap Together** the aligned pieces.
- **Step 3: Lock** the drawer mechanism into place.

4. **Insert Drawers:** Once the frame and drawers are assembled, carefully slide each drawer into its designated slot on the nightstand frame, ensuring the metal glides engage smoothly.



Image 2.1: Visual guide for the ultra-easy drawer assembly process.



Image 2.2: The nightstand with a drawer open, illustrating drawer functionality.

3. OPERATING INSTRUCTIONS

The Walker Edison 3-Drawer Wood Nightstand is designed for simple operation.

Drawer Usage:

- To open a drawer, gently pull the metal handle outwards.
- To close a drawer, push it inwards until it is fully seated within the nightstand frame. The smooth metal glides ensure effortless movement.
- Avoid placing excessive weight in the drawers to ensure smooth operation and prevent damage to the glides.



Image 3.1: Front view with drawer face dimensions.

4. CARE AND MAINTENANCE

Proper care and maintenance will help preserve the appearance and longevity of your nightstands.

General Care:

- **Cleaning:** Wipe surfaces with a soft, damp cloth. Avoid harsh chemicals or abrasive cleaners, as these can damage the finish.
- **Spills:** Blot spills immediately with a clean, dry cloth.
- **Heat and Moisture:** Protect surfaces from direct heat and excessive moisture. Use coasters under beverages and heat pads under hot items.
- **Sunlight:** Avoid prolonged exposure to direct sunlight to prevent fading or discoloration of the wood finish.
- **Moving:** When moving the nightstand, lift it rather than dragging it to prevent damage to the legs and frame.

5. TROUBLESHOOTING

If you encounter any issues with your nightstands, refer to the following common troubleshooting tips.

Common Issues:

- **Drawers not sliding smoothly:**
 - Ensure the drawer glides are free of obstructions.
 - Check that the drawer is properly aligned on its tracks.
 - Verify that all assembly hardware for the glides is securely tightened.
- **Nightstand wobbles:**
 - Confirm that the nightstand is placed on a level surface.
 - Check all assembly bolts and screws to ensure they are tightened. Do not overtighten.
- **Loose handles:**
 - Tighten the screws securing the handles from the inside of the drawer.

6. SPECIFICATIONS

Detailed specifications for the Walker Edison 3-Drawer Wood Nightstand.



Image 6.1: Overall product dimensions.

Feature	Detail
Brand	Walker Edison

Feature	Detail
Model Number	WEANN013D1EO2
Color	English Oak
Material	Engineered Wood, Pine Wood Frame
Product Dimensions (D x W x H)	18.75" x 30.25" x 26.13"
Number of Drawers	3 per nightstand
Item Weight	70 Pounds (per set)
Assembly Required	Yes
UPC	840357740675
Style	Contemporary
Mounting Type	Freestanding
Usage	Residential Use

7. WARRANTY AND SUPPORT

Warranty Information:

This product is covered by a **90 Day Limited Manufacturer Warranty**. Please refer to the warranty documentation included with your purchase for full terms and conditions.

Customer Support:

For assistance with assembly, missing parts, or any other product-related inquiries, please contact Walker Edison customer support.

QUESTIONS?

We can help you.



1-801-433-3008
or email **service@walkerredison.com**




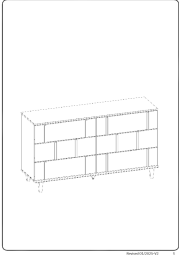


Replacement parts now available.
Please contact Walker Edison within 30 days of delivery.

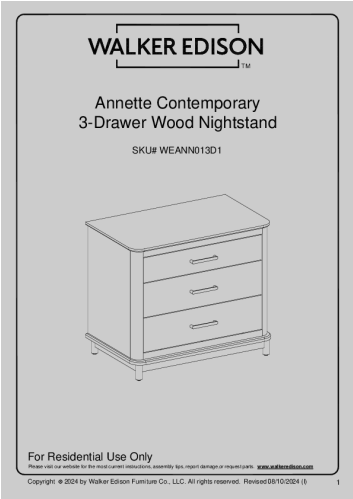
Image 7.1: Walker Edison Customer Support Contact Information.

- **Phone:** 1-801-433-3008
- **Email:** service@walkerredison.com
- Replacement parts are available. Please contact Walker Edison within 30 days of delivery for replacement part requests.

© 2024 Walker Edison. All rights reserved.

Related Documents - WEANN013D1E02

 <p>20" Solid Wood 1 Drawer Nightstand</p> <p>For Residential Use Only</p>	<p>20" Solid Wood 1 Drawer Nightstand Assembly Instructions</p> <p>Step-by-step assembly guide for the 20" Solid Wood 1 Drawer Nightstand, including parts list, hardware list, and important safety information. Learn how to assemble your new nightstand efficiently.</p>
 <p>Item # : FRAB4C Assembly Instructions</p> <p>For Residential Use Only</p>	<p>Walker Edison FRAB4C Nightstand Assembly Instructions</p> <p>Detailed assembly instructions for the Walker Edison Mid-Century Modern 1-Drawer Nightstand (Model FRAB4C), including parts list, hardware list, and step-by-step guidance.</p>
 <p>Item # : BR3DBENNS Assembly Instructions</p> <p>For Residential Use Only</p>	<p>Walker Edison BR3DBENNS 3-Drawer Nightstand Assembly Instructions</p> <p>Step-by-step assembly instructions for the Walker Edison BR3DBENNS 3-Drawer Elementary Nightstand, including parts list, hardware list, and maintenance guide.</p>
 <p>For Residential Use Only</p>	<p>Walker Edison Bronx 6-Drawer Dresser Assembly Guide</p> <p>Comprehensive assembly guide for the Walker Edison Bronx 6-Drawer Dresser, featuring estimated assembly time, required tools, safety warnings, detailed step-by-step instructions, and parts lists for a successful setup.</p>
 <p>6-Drawer Solid Wood Dresser</p> <p>For Residential Use Only</p>	<p>6-Drawer Solid Wood Dresser Assembly Instructions</p> <p>Detailed assembly guide for the Walker Edison 6-Drawer Solid Wood Dresser, including parts list, hardware, and step-by-step instructions for easy setup.</p>
 <p>WALKER EDISON Isla 6 Drawer Solid Wood Dresser SKU: WEDIS2624 UPC: 609091000000</p> <p>For Residential Use Only</p>	<p>Walker Edison Isla 6 Drawer Solid Wood Dresser Assembly Guide</p> <p>Detailed assembly instructions and parts list for the Walker Edison Isla 6 Drawer Solid Wood Dresser. This guide helps users efficiently assemble their furniture with clear steps and safety tips.</p>



[\[pdf\]](#) Instructions Warranty Catalog

AI WEANN013D1 SSY038 EN 1 ice chen Walker Edison Furniture Company Contemporary English
Oak 3 Drawer 30 25 in W Solid Wood Nightstand with Curved Edge Set of 2 WEANN013D1EO2 The
Home Depot 491d3869 2215 4386 b7e4 13f5b7cac27d images thdstatic catalog Images 49 |||
TM Annette Contemporary 3-Drawer Wood Nightstand SKU# WEANN013D1 For
Residential Use Only Please visit our website for the most current instructions,
assembly tips, report damage,or request parts. www.walkerredison.com Copyright
2024 by Walker Edison Furniture Co., LLC. All rights reserved. Revise...
lang:en score:22 filesize: 1.91 M page_count: 30 document date: 2024-10-08