

Manuals+

[Q & A](#) | [Deep Search](#) | [Upload](#)

manuals.plus /

› [MUBVIEW](#) /

› [MUBVIEW 5MP Indoor Security Camera User Manual](#)

MUBVIEW PK320

MUBVIEW 5MP Indoor Security Camera User Manual

Model: PK320

INTRODUCTION

This manual provides detailed instructions for the setup, operation, and maintenance of your MUBVIEW 5MP Indoor Security Camera. Please read this manual thoroughly before using the product to ensure proper functionality and safety.



Image: Four MUBVIEW 5MP Indoor Security Cameras, highlighting their compact design and aesthetic appeal.

PRODUCT FEATURES

- **5MP Resolution:** Captures crystal-clear video with fine details.
- **Dual-band WiFi (5GHz/2.4GHz):** Supports fast and reliable wireless connectivity.
- **AI Motion Detection & Auto Tracking:** Identifies and follows movement, sending real-time alerts.

- **Two-Way Audio:** Enables clear communication through the built-in microphone and speaker.
- **Night Vision:** Provides clear visibility even in low-light conditions.
- **360° Rotation:** Offers comprehensive coverage of your indoor space.
- **Local Storage & Cloud Storage:** Supports up to 128GB memory card and offers lifetime 7-day free cloud storage.

5MP Higher Pixels

Crystal clear 5MP resolution to see the finer details



5MP

Image: The camera's 5MP lens system, designed for capturing high-resolution video with enhanced detail.

Capture Every Angle

gives you more options to check
the baby from all angles



360°
Rotation



Auto
Tracking



Instant
Alerts



Image: The camera's ability to capture every angle, featuring 360-degree rotation, auto-tracking, and instant alerts for monitoring children or pets.

5G/2.4GHZ Dual-band WiFi



Image: Illustration of the camera's dual-band WiFi capability, supporting both 5GHz and 2.4GHz networks for stable connectivity.

PACKAGE CONTENTS

Verify that all items are present in the package:

- Indoor Camera with 2M Power Cable
- Power Adapter

- Pack of Screws
- Product Manual (this document)
- Mounting Bracket



Image: All components included in the MUBVIEW camera package, laid out for verification.

SETUP GUIDE

Follow these steps for a quick and easy setup:

1. **Download the CloudEdge App:** Search for "CloudEdge" in your mobile device's app store (iOS or Android) and install it.
2. **Power On the Camera:** Plug the camera into a power outlet using the provided power cable and adapter. The camera will power on and indicate readiness for pairing.
3. **Connect to WiFi:** Open the CloudEdge app, follow the on-screen instructions to add your device. Scan the QR code on the camera's base when prompted. Ensure your mobile device is connected to a 2.4GHz or 5GHz WiFi network.

Package Include

- 1x Camera(with 5.9ft USB Cable)
- 1x Power Adapter
- 1x Pack of Screws
- 1x Product Manual
- 1x Mounting Bracket



Image: Visual representation of the three-step setup process for the MUBVIEW camera, from app download to WiFi connection.

Mounting Options

The camera can be placed on a flat surface, wall-mounted, or ceiling-mounted. Use the included mounting bracket and screws for secure installation.

- **Surface Mount:** Place the camera on a desk, shelf, or any flat surface.
- **Wall Mount:** Secure the mounting bracket to a wall using the screws, then attach the camera.
- **Ceiling Mount:** Secure the mounting bracket to the ceiling, then attach the camera. The app allows for image inversion if mounted upside down.

Place It Anywhere



Image: Various placement options for the MUBVIEW camera, including desk, wall, and ceiling mounting.

OPERATING INSTRUCTIONS

Live View and Recording

Once connected, access the live feed through the CloudEdge app. You can view real-time video, capture screenshots, and record video directly from the app.

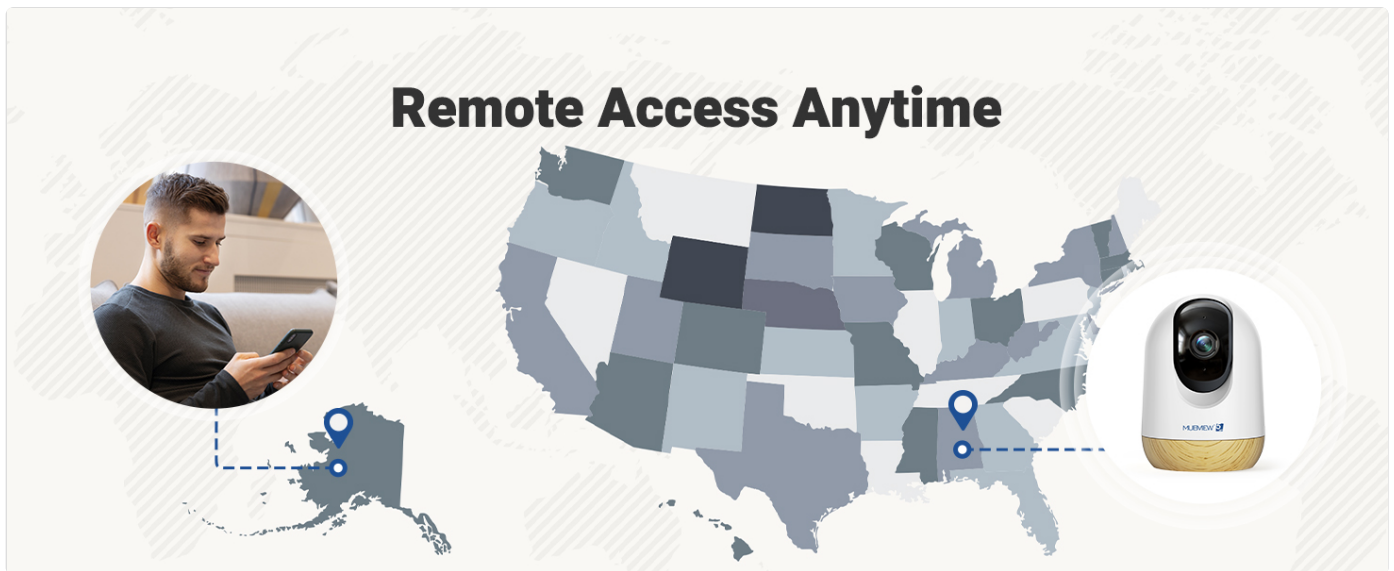


Image: The multi-camera live view feature within the app, allowing simultaneous monitoring of multiple cameras.



Image: Remote access capability, demonstrating that the camera can be monitored from anywhere with an internet connection.

Pan, Tilt, and Zoom (PTZ)

Use the controls within the app to remotely adjust the camera's viewing angle. The camera supports 360° horizontal rotation and vertical tilt to cover a wide area.



Image: Demonstrating the in-app controls for pan and tilt adjustments of the camera's view.

Two-Way Audio

Tap the microphone icon in the app to speak through the camera's speaker. Tap the speaker icon to listen to audio from the camera's environment.

Two-Way Audio

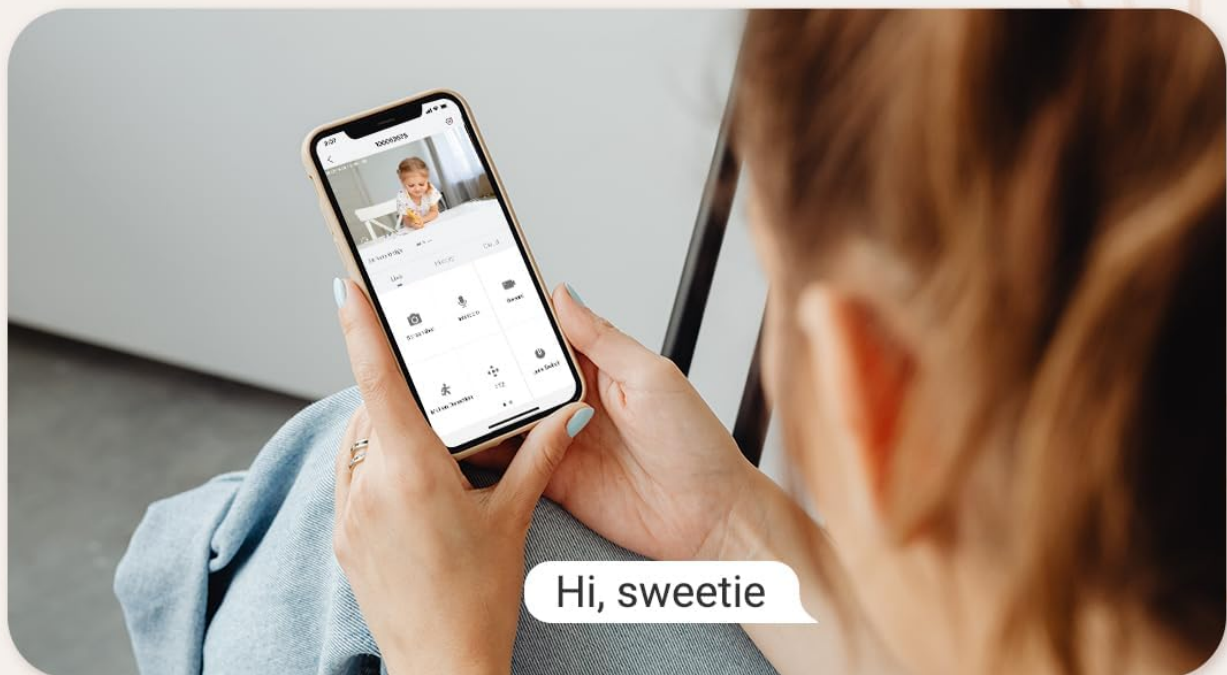


Image: The two-way audio feature in use, allowing communication between the camera's location and the user's phone.

Motion Detection and Alerts

The camera features AI-powered motion detection and auto-tracking. When motion is detected, you will receive instant alerts on your phone. You can customize detection zones and sensitivity settings in the app.



Image: The camera's auto-tracking feature, demonstrating its ability to follow detected motion.




Image: Human detection feature, highlighting the camera's capability to specifically identify human motion.




Image: Customizable activity zones, allowing users to define specific areas for motion detection.

Night Vision

The camera automatically switches to night vision mode in low-light conditions, providing clear black and white or color night vision depending on settings and ambient light.

Clear Night Vision

5MP Clarity View Even In a Dark Room



Image: The camera's clear night vision capability, providing visibility in dark environments.

Storage and Playback

Recordings can be stored on a local memory card (up to 128GB, not included) or via the lifetime 7-day free cloud storage service. Access recorded footage through the "History" or "Cloud" sections in the app.

Bank-Level Encryption

Up to
128 GB
Memory Card



Lifetime 7-Day

Free

Cloud Storage

Image: Storage options for the camera, including local memory card support and free cloud storage.

Multi-Camera Live View



Image: The app's interface for easily reviewing recorded video history.

Sharing Access

You can share camera access with multiple users, such as family members, through the CloudEdge app. This allows others to view the live feed and receive alerts.

Easily Relive the Memorable



Image: The feature allowing multiple users to share access to the camera's live feed and functions.

MAINTENANCE

- **Cleaning:** Use a soft, dry cloth to clean the camera lens and body. Avoid abrasive cleaners or solvents.
- **Firmware Updates:** Regularly check the CloudEdge app for firmware updates to ensure optimal performance and security.
- **Placement:** Ensure the camera is placed in a stable location, away from direct sunlight, heat sources, and excessive moisture.
- **Network Stability:** Maintain a stable WiFi connection for uninterrupted monitoring.

TROUBLESHOOTING

Problem	Possible Cause / Solution
---------	---------------------------

Problem	Possible Cause / Solution
Camera offline / Cannot connect to WiFi	Ensure the camera is powered on. Check WiFi signal strength; move camera closer to router if needed. Verify correct WiFi password. Ensure your router supports 2.4GHz or 5GHz and is not on a restricted network. Restart the camera and router.
Poor video quality	Check your internet connection speed. Clean the camera lens with a soft cloth. Ensure adequate lighting for optimal image quality.
Motion alerts not received	Check app notification settings on your phone. Verify motion detection is enabled in the CloudEdge app. Adjust motion detection sensitivity and activity zones.
Two-way audio not working	Ensure microphone and speaker permissions are granted to the app. Check volume settings on your phone and within the app. Ensure there are no obstructions blocking the camera's microphone or speaker.

SPECIFICATIONS

Feature	Detail
Model Name	PK320Y
Resolution	5 MP
Connectivity	Wi-Fi (2.4GHz & 5GHz)
Indoor/Outdoor Usage	Indoor
Power Source	Corded Electric (220 Volts, 5 watts)
Mounting Type	Surface Mount, Wall Mount, Ceiling Mount
Night Vision Range	8 Meters
Frame Rate	15-20fps
Material	Acrylonitrile Butadiene Styrene (ABS)
Dimensions (L x W x H)	3 x 3 x 4.3 inches
Item Weight	2.55 pounds
Storage	Micro SD (up to 128GB), Cloud Storage
Control Method	App (CloudEdge)

Feature	Detail
Special Features	2-Way Audio, Color Night Vision, Smart Tracking, Human Detection, 360° Angle of View, Share with Family

CUSTOMER SUPPORT


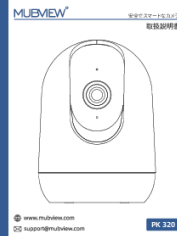

MUBVIEW is committed to providing excellent customer service. If you encounter any issues or have questions regarding your camera, please contact our support team.




- **US-based Support:** Our dedicated team is available to assist you.
- **24/7 Professional Technical Support:** Get assistance whenever you need it.
- **Lifetime Free Cloud Service:** Enjoy peace of mind with continuous cloud storage.




Image: Visuals representing key customer support benefits: lifetime free cloud service, quick response, and 24/7 technical support.

Related Documents - PK320

	<p>MUBVIEW PK320 Indoor Security Camera User Manual</p> <p>User manual for the MUBVIEW PK320 Indoor Security Camera, detailing its features, specifications, installation, usage, and support.</p>
	<p>Mubview PK320 Wi-Fi Security Camera Quick Start Guide</p> <p>A concise guide to setting up and using the Mubview PK320 Wi-Fi security camera, covering key features, installation steps, app integration, and support resources.</p>
	<p>Mubview DX2 2K Floodlight Smart Security Camera: Quick Start Guide & Features</p> <p>Get started with your Mubview DX2 2K Floodlight Smart Security Camera. This guide covers setup, Wi-Fi connection, installation, app usage, motion detection, night vision, and troubleshooting for your outdoor security camera.</p>

	<p>Mubview Smart PTZ Indoor Camera PK320 User Manual and Guide</p> <p>Comprehensive guide for the Mubview PK320 Smart PTZ Indoor Camera, covering setup, app connection, features, troubleshooting, and compliance information.</p>
	<p>Mubview PK320 Smart PTZ Indoor Camera User Guide</p> <p>Comprehensive guide for the Mubview PK320 Smart PTZ Indoor Camera, covering setup, connection, features, and troubleshooting. Learn how to install, configure, and use your smart camera for enhanced safety.</p>
	<p>Mubview PK320 Smart PTZ Indoor Camera User Guide</p> <p>Comprehensive guide to setting up, connecting, and using the Mubview PK320 Smart PTZ Indoor Camera, including installation, app registration, multi-user sharing, and troubleshooting.</p>


Documents - MUBVIEW – PK320



[MUBVIEW PK320 Indoor Security Camera User Manual](#)

User manual for the MUBVIEW PK320 Indoor Security Camera, detailing its features, specifications, installation, usage, and support.

lang:en score:51 filesize: 195.07 K page_count: 6 document date: 2023-07-10



[MUBVIEW PK 320 Smart PTZ Indoor Camera User Manual](#)

This manual provides comprehensive instructions for setting up, connecting, and using the MUBVIEW PK 320 Smart PTZ Indoor Camera. It includes details on app installation, account registration, network configuration, troubleshooting common issues, and warranty information.

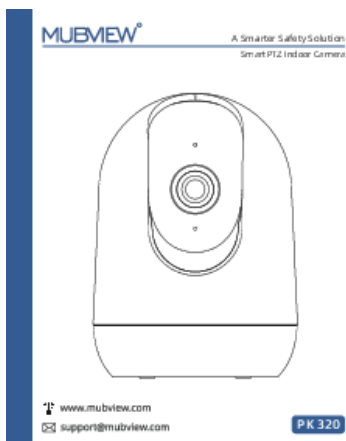
lang:it **score:39** filesize: 2.32 M page_count: 13 document date: 2023-08-24



[Mubview PK320 Wi-Fi Security Camera Quick Start Guide](#)

A concise guide to setting up and using the Mubview PK320 Wi-Fi security camera, covering key features, installation steps, app integration, and support resources.


lang:af **score:39** filesize: 1.27 M page_count: 12 document date: 2023-08-24



[MUBVIEW PK 320 Smart PTZ Indoor Camera Benutzerhandbuch und Einrichtungsanleitung](#)

Umfassende Anleitung zur Einrichtung und Nutzung der MUBVIEW PK 320 Smart PTZ Indoor Camera, einschließlich App-Installation, Verbindung, Freigabe und Fehlerbehebung.

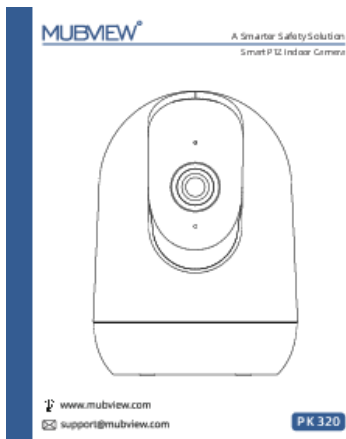
lang:de **score:38** filesize: 2.33 M page_count: 13 document date: 2023-08-25



[MUBVIEW PK 320 Smart PTZ Indoor Camera User Guide](#)

This guide provides comprehensive instructions for setting up and using the MUBVIEW PK 320 Smart PTZ Indoor Camera. It covers installation, app connection, account registration, sharing features, and troubleshooting common issues.


lang:es **score:38** filesize: 2.3 M page_count: 13 document date: 2023-08-24



[Mubview PK320 Smart PTZ Indoor Camera User Guide](#)

Comprehensive guide for the Mubview PK320 Smart PTZ Indoor Camera, covering setup, connection, features, and troubleshooting. Learn how to install, configure, and use your smart camera for enhanced safety.


lang:fr **score:38** filesize: 2.28 M page_count: 13 document date: 2023-08-24



[Mubview PK320 Smart PTZ Indoor Camera User Guide](#)

Comprehensive guide to setting up, connecting, and using the Mubview PK320 Smart PTZ Indoor Camera, including installation, app registration, multi-user sharing, and troubleshooting.


lang:en **score:36** filesize: 2.07 M page_count: 11 document date: 2023-08-24



[MUBVIEW Smart PTZ Indoor Camera PK 320 User Manual & Setup Guide](#)

Comprehensive guide for the MUBVIEW PK 320 Smart PTZ Indoor Camera, covering setup, app usage, features, troubleshooting, and compliance information.

lang:en **score:25** filesize: 2.98 M page_count: 17 document date: 2023-05-23



[Mubview Smart PTZ Indoor Camera PK320 User Manual and Guide](#)

Comprehensive guide for the Mubview PK320 Smart PTZ Indoor Camera, covering setup, app connection, features, troubleshooting, and compliance information.


lang:en **score:25** filesize: 2.44 M page_count: 17 document date: 2023-05-23



[Manuel d'utilisation de la caméra intérieure PTZ intelligente MUBVIEW PK 320](#)

Guide complet pour l'installation, la configuration et l'utilisation de la caméra intérieure PTZ intelligente MUBVIEW PK 320, incluant les FAQ et le dépannage.


lang:en **score:24** filesize: 2.93 M page_count: 17 document date: 2023-05-23



[MUBVIEW PK 320 Smart PTZ Indoor Camera User Manual and Setup Guide](#)

Comprehensive guide for the MUBVIEW PK 320 Smart PTZ Indoor Camera, covering setup, app connection, features, troubleshooting, and regulatory information.

lang:en **score:24** filesize: 2.95 M page_count: 17 document date: 2023-05-23



[Mubview PK 320 Smart PTZ Indoor Camera User Manual and Setup Guide](#)

Comprehensive guide for the Mubview PK 320 Smart PTZ Indoor Camera, covering product introduction, app installation, account registration, connection steps, multi-user sharing, troubleshooting, and regulatory compliance information.

lang:en score:22 filesize: 2.18 M page_count: 18 document date: 2023-05-23



[\[pdf\] User Manual](#)

PK320 80x100mm 5 17 User Manual MUBVIEW 2K Indoor Camera Security Baby Monitor With and Night Vision Motion Sound Detection Tracking 2 Way Talk 24 7 Recording SD Cloud Storage DIY Tools B1Y1A61WujL m media amazon images I |||

...

lang:en score:16 filesize: 2.18 M page_count: 18 document date: 2023-05-23