

[Manuals.plus](#) /

› [Ataller](#) /

› Ataller Digital Kitchen Scale with Nutritional Calculator User Manual

## Ataller KS-4099W

# Ataller Digital Kitchen Scale with Nutritional Calculator User Manual

Model: KS-4099W | Brand: Ataller

### INTRODUCTION

The Ataller Digital Kitchen Scale with Nutritional Calculator is designed to provide precise measurements and detailed nutritional information for your food items. This versatile tool is ideal for meal preparation, baking, portion control, and tracking dietary intake. With its intuitive digital display and comprehensive food code database, managing your nutrition has never been easier.



1 2 3  
4 5 6  
7 8 9  
0

WT		328 <sup>g</sup>			
FOOD CODE	335	CAL =	749		
SALT mg	0	PROT g	0.24	FAT g	0.46
CARB g	19.33	CHOL mg	0	FIBR g	3.40

ON  
OFF

ZERO CLR UNIT

MC M+ MR

Ataller®

Image: Ataller Digital Kitchen Scale with Nutritional Calculator, showcasing its sleek design and digital display.

## SETUP

### Unboxing and Battery Installation

1. Carefully remove the scale from its packaging.
2. Locate the battery compartment on the underside of the scale.
3. Insert the two AAA batteries (included) into the compartment, ensuring correct polarity.

4. Close the battery compartment cover securely.

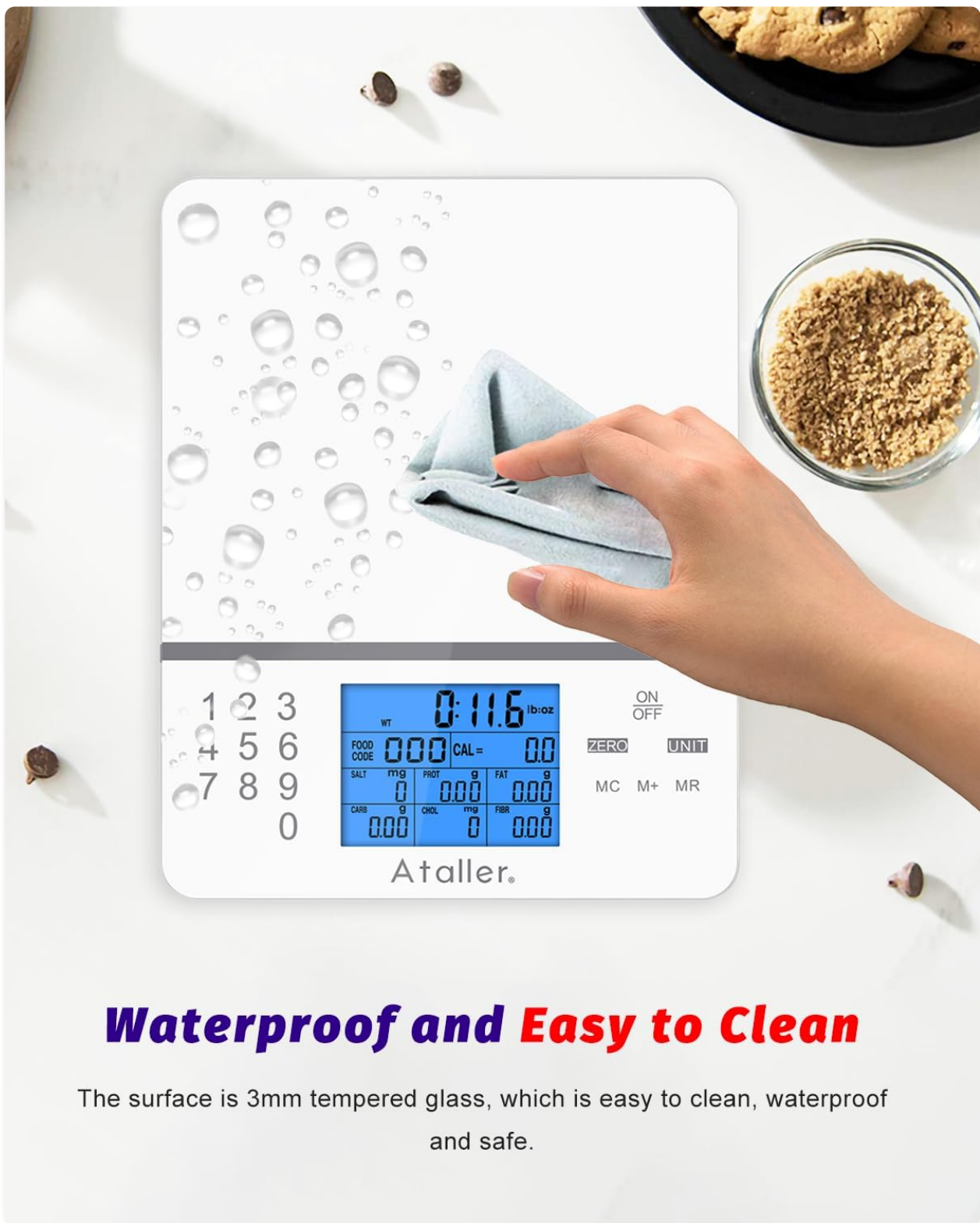


Image: A hand inserting AAA batteries into the battery compartment on the underside of the Ataller food scale.

## OPERATING INSTRUCTIONS

### Basic Weighing

1. Place the scale on a flat, stable surface.
2. Press the **ON/OFF** button to turn on the scale. The display will show "0.0" when ready.

3. Gently place the item to be weighed on the center of the scale platform. The weight will be displayed on the LCD screen.



Image: The Ataller food scale displaying the weight of strawberries, demonstrating basic weighing functionality.

### Unit Conversion

The scale supports multiple units of measurement. To change the unit:

1. With the scale on, press the **UNIT** button repeatedly.
2. The unit will cycle through grams (g), milliliters (ml), ounces (oz), pounds:ounces (lb:oz), and fluid ounces (fl.oz). Select your desired unit.



## How to find the food code ?

Find the food code through the food catalog in the instruction manual, or scan the Food code QR code and enter the food name.

## Enter food code and weigh

Enter the food code and place the food on the food scale, 7 kinds of nutritional data will be displayed on the LCD. Press "CLR" to clear the currently entered food code.



## Save and Clean Nutritional Data

Press "M+" to save the current data. The LCD displays "M01" to indicate that it has been stored. A maximum of 99 nutritional data can be stored. Press "MR" to view the stored data, double-click the "MC" key to clear all data.

Image: The Ataller food scale displaying a measurement in milliliters, illustrating the unit conversion feature.

## Tare Function

The Tare function allows you to subtract the weight of a container or previous ingredients, enabling you to weigh subsequent items accurately.

1. Place an empty container on the scale. The display will show its weight.
2. Press the **ZERO** button. The display will reset to "0.0", effectively taring out the container's weight.
3. Add your ingredients to the container. The scale will display only the weight of the added ingredients.




Image: A hand pouring ingredients into a bowl placed on the Ataller food scale, illustrating the use of the tare function for accurate measurement.

### Nutritional Calculator (Food Codes)

The scale features an integrated nutritional database with 999 food codes to calculate various nutrients.

1. Place the food item on the scale.
2. Refer to the provided manual or scan the QR code on the scale to find the corresponding food code for your item.
3. Using the numeric keypad (0-9), enter the food code.
4. The LCD display will show the weight along with 7 kinds of nutritional data: Calories, Protein, Fat, Carbohydrates, Cholesterol, Sodium, and Fiber.

5. To clear the currently entered food code, press the **CLR** button.

**Protein**

**Carbohydrate**

**Fiber**

**Sodium**

**Chol**

**Fat**

**Calories**

**999**  
999 food codes and  
7 nutritional Components

**Built-in Nutritional Calculator**

Enter the Food Code to Calculate the 7 Nutrients: Calories, Protein, Fat, Carbohydrate, Chol, Sodium, Fiber, Built-in 999 Food Codes

Image: The Ataller food scale displaying detailed nutritional information for an avocado, highlighting its built-in calculator feature.



Image: A hand scanning a QR code on the Ataller food scale with a smartphone, demonstrating how to easily look up food codes for nutritional calculations.

### Saving and Clearing Nutritional Data

- To save the current nutritional data, press the **M+** button. The LCD will display "M01" (or subsequent numbers) to indicate that the data has been stored. A maximum of 99 nutritional data entries can be saved.
- To view stored data, press the **MR** button.
- To clear all stored data, double-click the **MC** key.

## MAINTENANCE AND CARE

- The scale surface is made of 3mm tempered glass, making it easy to clean.
- Wipe the appliance body with a moist cloth and dry it thoroughly after each use.
- Do not immerse the scale in water or use abrasive cleaners.
- Store the scale in a cool, dry place when not in use.

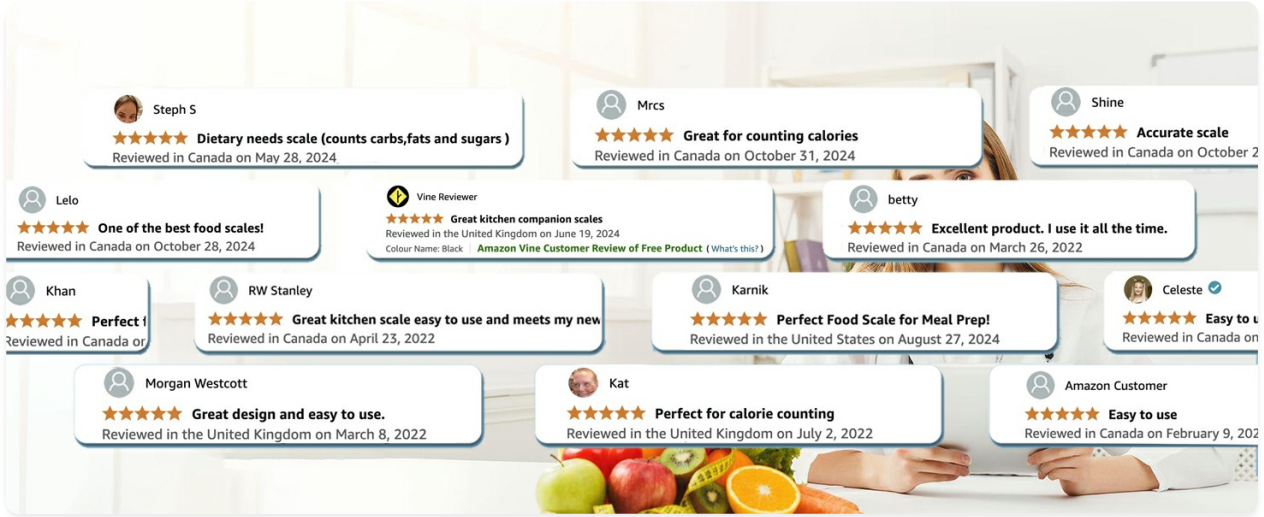


Image: A hand wiping the smooth, tempered glass surface of the Ataller food scale, highlighting its easy-to-clean design.

## TROUBLESHOOTING

Problem	Solution
Scale does not turn on	Check battery installation and ensure batteries are not depleted. Replace if necessary.
Inaccurate readings	Ensure the scale is on a flat, stable surface. Avoid placing it near vibrating appliances. Recalibrate if possible (refer to full manual for calibration steps if available).
"Err" or "OL" displayed	"Err" or "OL" indicates overload. Remove items immediately to prevent damage. Ensure weight does not exceed 5000g (11 lbs).
Display is dim or flickering	Low battery indication. Replace batteries.
Food code not recognized	Double-check the food code entered against the manual. Ensure the code is for the correct food item.

## SPECIFICATIONS

Feature	Detail
Brand	Ataller
Model Number	KS-4099W
Weight Limit	5000g (11 lbs)
Measurement Increments	1g / 0.1oz
Units of Measurement	g, ml, oz, lb:oz, fl.oz
Nutritional Database	999 Food Codes (Calories, Protein, Fat, Carbs, Cholesterol, Sodium, Fiber)
Display Type	Backlit LCD
Material	Tempered Glass
Power Source	2 x AAA Batteries (included)
Special Features	Tare Function, Auto-Off, Low Battery Indicator, Overload Indicator
Product Dimensions	7.87 x 6.3 x 0.71 inches
Item Weight	1.06 pounds

## WARRANTY AND SUPPORT

For warranty information or technical support, please contact Ataller customer service. Refer to the product packaging or the official Ataller website for contact details. Please retain your proof of purchase for any warranty claims.