

Ulefone Armor X31 Pro 5G Phone-Orange

Ulefone Armor X31 Pro 5G Rugged Smartphone User Manual

Model: Armor X31 Pro 5G Phone-Orange | Brand: Ulefone

1. PRODUCT OVERVIEW

The Ulefone Armor X31 Pro 5G is a rugged smartphone designed for durability and high performance. It features a powerful MediaTek Dimensity 6300 Octa-Core processor, a large 6050mAh battery, and advanced camera capabilities including a 64MP main camera and a 25MP night vision camera. Built to withstand harsh environments, it is IP68/IP69K waterproof, shockproof, and dustproof.



Figure 1: Front and back view of the Ulefone Armor X31 Pro 5G Smartphone, highlighting its rugged design and camera module.

2. WHAT'S IN THE BOX

- Ulefone Armor X31 Pro 5G Phone
- AC Power Charger (100~240V)
- Type-C to Type-C Data Cable (100cm)
- Screen Protector (pre-installed)
- SIM Tray Ejector
- Lanyard
- Multi-language User Manual
- Multi-function Instruction Card

- Charging Instruction Card
- Safety Prompt Card
- Accessories Ecosystem Brochure
- Service Center APP Instructions

3. SETUP GUIDE

3.1. Inserting SIM Cards and MicroSD Card

The Armor X31 Pro 5G supports dual Nano SIM cards and one microSD card for storage expansion up to 2TB. Use the provided SIM tray ejector tool to open the SIM card slot on the side of the device.

1. Locate the SIM tray on the side of the phone.
2. Insert the SIM tray ejector tool into the small hole next to the tray and push gently until the tray pops out.
3. Place your Nano SIM cards and/or microSD card into the designated slots on the tray, ensuring correct orientation.
4. Carefully push the tray back into the phone until it is flush with the device body.

More Additional Functionalities



3.5mm
Headphone Jack



Headset-free FM



Bluetooth 5.2



3-Card Slot



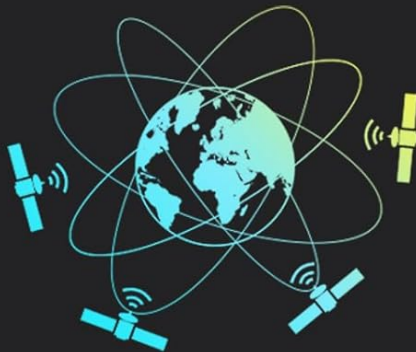
Custom Key



Fingerprint ID



Face Unlock



GPS + GLONASS+
BEIDOU+ GALILEO



Gloves Mode



NFC-enabled

Figure 2: Illustration of the 3-card slot for dual SIM and microSD card insertion.

3.2. Initial Power On and Android 14 Setup

To power on your device for the first time, press and hold the power button located on the side until the Ulefone logo appears. Follow the on-screen prompts to complete the initial setup of Android 14, including language selection, Wi-Fi connection, Google account login, and security settings.



Figure 3: The Android 14 operating system interface on the Ulefone Armor X31 Pro 5G.

4. OPERATING INSTRUCTIONS

4.1. Display and Navigation

The device features a 6.56-inch 120Hz display with up to 800 nits brightness for clear outdoor visibility. Navigate the interface using touch gestures. The 120Hz refresh rate provides smooth scrolling and responsiveness.

Your browser does not support the video tag.

Video 1: Official product video showcasing the Ulefone Armor X31 Pro 5G's features, including display clarity and ruggedness. This video is provided by the seller, SMART TECH PHONE.

4.2. Camera Functions

The Armor X31 Pro 5G is equipped with a versatile camera system:

- **64MP Ultra-clear Main Camera:** For high-resolution photos with a Sony IMX682 sensor.

- **25MP Night Vision Camera:** Allows capturing images and videos in low-light or no-light conditions.
- **16MP Front Camera:** For clear selfies and video calls.
- **2MP Macro Camera:** For detailed close-up shots.

To access the camera, tap the camera icon on the home screen or app drawer. Switch between modes (Photo, Video, Night Vision, Macro) using the options at the bottom of the camera interface.



Figure 4: Detailed view of the multi-camera system on the Ulefone Armor X31 Pro 5G.



Figure 5: The independent 120 lumen flashlight feature of the Ulefone Armor X31 Pro 5G.

4.3. Battery and Charging

The device is powered by a 6050mAh battery. Use the provided 18W fast charger and Type-C cable for optimal charging. The phone also supports reverse charging, allowing it to act as a power bank for other devices (OTG cable not included).



Figure 6: Visual representation of the 6050mAh battery and its reverse charging capability.

4.4. Connectivity and Sensors

The Armor X31 Pro 5G offers comprehensive connectivity and sensor features:

- **5G Network Support:** For high-speed data.
- **Dual SIM Dual Standby:** Supports 5G/4G/3G/2G networks.
- **NFC:** For contactless payments and data transfer.
- **Fingerprint ID & Face Unlock:** For secure and convenient unlocking.
- **GPS, GLONASS, BEIDOU, GALILEO:** For accurate navigation.
- **Custom Key:** Programmable button for quick access to functions.
- **FM Radio:** Requires a 3.5mm headphone jack as an antenna.
- **3.5mm Headphone Jack:** Standard audio port.
- **Notification LED:** Provides visual alerts for notifications.
- **Gloves Mode:** Enhances touch sensitivity for use with gloves.

The device is not compatible with AT&T, Cricket, or CDMA carriers such as Sprint & Verizon.



Figure 7: The Ulefone Armor X31 Pro 5G's support for 5G network connectivity.

More Additional Functionalities

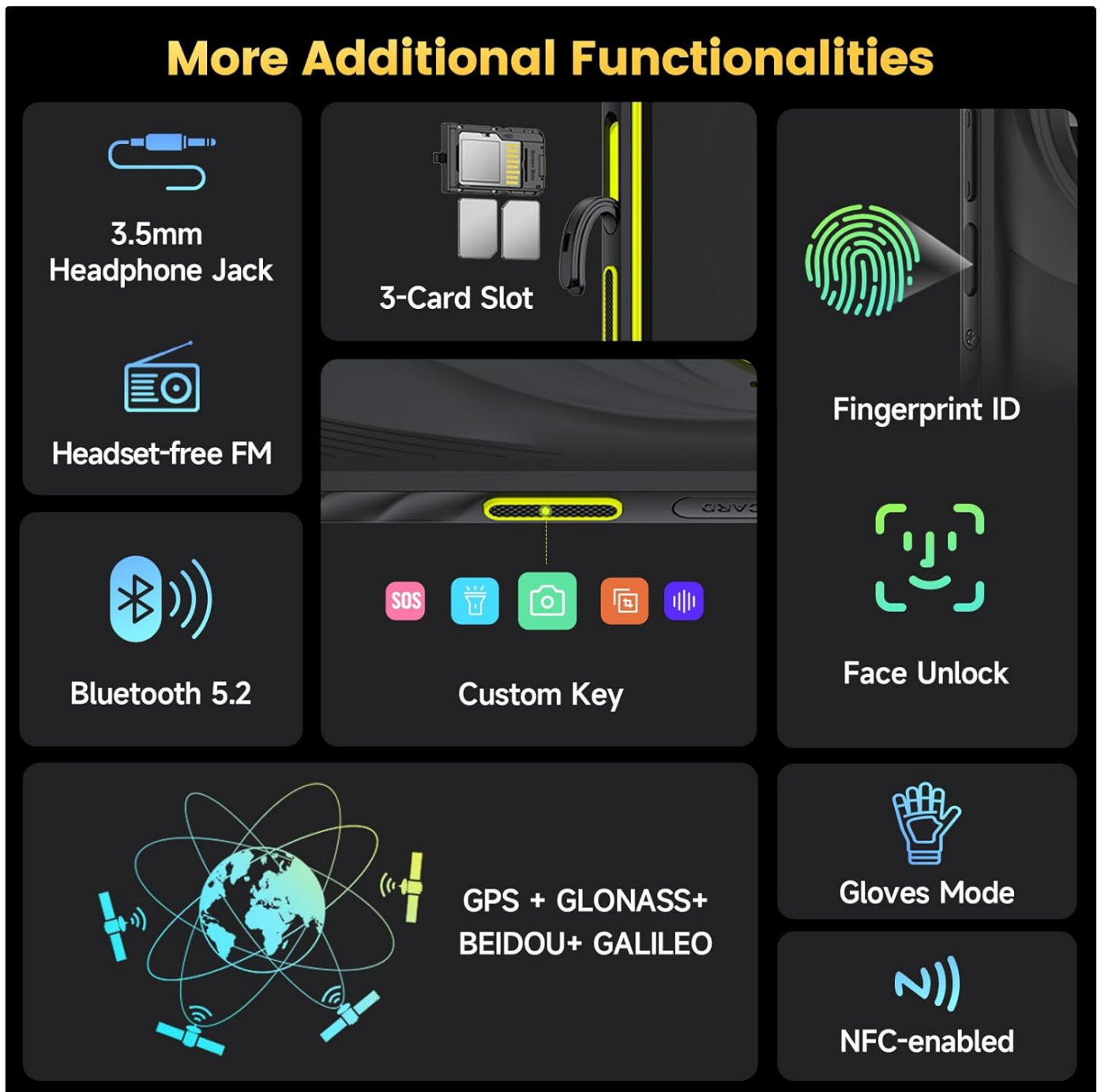


Figure 8: Overview of additional functionalities including NFC, Fingerprint ID, GPS, and audio jack.

5. MAINTENANCE AND CARE

The Ulefone Armor X31 Pro 5G is built to be rugged, but proper care will extend its lifespan and maintain its performance.

- **Cleaning:** Wipe the device with a soft, damp cloth. For stubborn dirt, use a mild soap solution. Ensure all ports are dry before charging.
- **Water Exposure:** While waterproof (IP68/IP69K), ensure all port covers are securely closed before exposing the phone to water. After water exposure, dry the device thoroughly, especially the charging port, before plugging in any cables.
- **Temperature:** Avoid exposing the phone to extreme temperatures (very hot or very cold) as this can affect battery life and internal components.
- **Impact Protection:** Despite being shockproof, avoid unnecessary drops or impacts.

Play with Light, Master Your Shots

Professional-grade optics

Built for durability and protection, the Armor X31 Pro is certified IP68/P69K and ML-STD-810H, making it resistant to water, dust, and accidental drops. It's the perfect companion for outdoor adventures and demanding work environments.



Figure 9: The Ulefone Armor X31 Pro 5G's robust protection against water, dust, and drops.

6. TROUBLESHOOTING

Problem	Possible Cause	Solution
Phone does not turn on	Low battery; software crash.	Charge the phone for at least 30 minutes. Press and hold the power button for 10-15 seconds to force restart.
Cannot connect to network (AT&T, Cricket, CDMA)	Incompatibility with specific carriers.	The device is not compatible with AT&T, Cricket, or CDMA carriers such as Sprint & Verizon. Please use compatible GSM carriers.
Slow performance	Too many apps running in background; low storage.	Close unused apps. Clear cache. Free up storage by deleting unnecessary files or moving them to microSD. Restart the device.

Problem	Possible Cause	Solution
Charging issues	Dirty charging port; faulty cable/charger.	Ensure charging port is clean and dry. Try a different Ulefone-approved cable and charger.

7. SPECIFICATIONS

Feature	Detail
Model	Armor X31 Pro 5G Phone-Orange
Operating System	Android 14
Processor	MediaTek Dimensity 6300 Octa-Core 2.4GHz
RAM	16GB (8GB physical + 8GB virtual)
Internal Storage	256GB ROM
Expandable Storage	Up to 2TB with microSD card
Display	6.56-inch, 120Hz, 800 nits Max Brightness, Corning Gorilla Glass 5
Main Camera	64MP (Sony IMX682 sensor)
Night Vision Camera	25MP
Front Camera	16MP
Battery Capacity	6050mAh
Charging	18W Fast Charge, Reverse Charging (OTG)
Durability	IP68/IP69K Waterproof, Shockproof (2m drop), Dustproof, MIL-STD-810H Certified
Connectivity	5G, Dual SIM, Wi-Fi, Bluetooth 5.2, NFC, GPS
Security	Fingerprint ID, Face Unlock
Audio Jack	3.5 mm
Dimensions	6.84 x 3.23 x 0.54 inches
Weight	10.8 ounces

8. WARRANTY AND SUPPORT







For warranty information and technical support, please refer to the official Ulefone website or the "Exclusive Service Center App" pre-installed on your device. Keep your purchase receipt for warranty claims.

The product comes with a standard return policy of 30 days for refund/replacement, as per the buybox winner information.

Manufacturer: Ulefone

Seller: SMART TECH PHONE

Related Documents - Armor X3i Pro 5G Phone-Orange

	<p>Ulefone Armor X8i Rugged Smartphone - Specifications and Features</p> <p>Detailed specifications and features of the Ulefone Armor X8i rugged smartphone, including its MediaTek processor, 3GB RAM, 32GB storage, 5.7-inch HD+ screen, 5080mAh battery, and IP68/IP69K rating.</p>
	<p>OUKITEL WP28 Rugged Smartphone FAQ - Features, Durability, and Specifications</p> <p>Comprehensive FAQ for the OUKITEL WP28 rugged smartphone. Learn about its IP68/IP69K durability, 10600mAh battery, Android 13, 256GB storage, and more.</p>
	<p>DOOGEE S61 / S61 PRO Rugged Industrial Smartphone - Technical Specifications</p> <p>Explore the detailed technical specifications of the DOOGEE S61 and S61 PRO rugged industrial smartphones. Learn about their Helio G35 processor, 6.0" IPS HD+ display, advanced camera systems (including SONY IMX350), 5180mAh battery, and robust IP68/IP69K/MIL-STD-810H durability.</p>
	<p>Unihertz Product Manual: Smartphones and Rugged Devices</p> <p>Explore the diverse range of Unihertz smartphones, from compact and durable rugged devices to feature-rich models. This manual covers the Atom, Titan, Jelly, Tick Tock, TANK, and Luna series, detailing their specifications, unique features, and build quality.</p>
	<p>Sonim XP Pro User Guide</p> <p>Comprehensive user guide for the Sonim XP Pro ultra-rugged 5G smartphone, covering setup, features, and support information.</p>
	<p>Sonim XP Pro User Guide</p> <p>Comprehensive user guide for the Sonim XP Pro ultra-rugged 5G smartphone, covering setup, features, settings, and troubleshooting.</p>

