

Graco Extend2Fit Convertible Car Seat, Ashten 3-in-1 w/ Booster Mode

Graco Extend2Fit Convertible Car Seat User Manual

Model: Extend2Fit Convertible Car Seat, Ashten 3-in-1 w/ Booster Mode

PRODUCT OVERVIEW

The Graco Extend2Fit Convertible Car Seat is designed to grow with your child, offering three modes of use: rear-facing harness, forward-facing harness, and highback booster. It features an adjustable extension panel for additional legroom, allowing children to ride rear-facing for longer periods. This car seat is engineered with Graco ProtectPlus technology for enhanced safety.



Image: The Graco Extend2Fit Convertible Car Seat in Ashten 2.0 color, showcasing its design and features.

SETUP AND INSTALLATION

Proper installation is crucial for your child's safety. Always refer to the full instruction manual provided with your car seat for detailed steps. The Graco Extend2Fit offers easy installation options.

Key Installation Features:

- **InRight LATCH System:** Provides a secure, one-second attachment with an audible click for confirmation.
- **6-Position Recline:** Helps achieve a proper and comfortable installation angle.
- **Level Indicator:** Assists in ensuring the correct recline angle for safe use.



Image: A detailed diagram highlighting key features of the Graco Extend2Fit car seat, including the 6-position recline, InRight LATCH, 4-position extension panel, 10-position adjustable headrest, fuss-free harness storage, and No-Rethread Simply Safe Adjust Harness System.

For visual guidance, many helpful installation videos are available online. Search for "Graco Extend2Fit installation" on video platforms.

OPERATING THE CAR SEAT

The Extend2Fit car seat adapts to your child's growth through its various modes.

Modes of Use:

1. **Rear-Facing Harness:** For infants from 4-50 lb. The adjustable extension panel provides up to 5 inches of additional legroom, allowing children to ride rear-facing for longer, which is the safest position.

Ride safe & secure

ProtectPlus Engineered™ to help protect
in frontal, side, rear and rollover crashes



Image: A young child seated comfortably in the rear-facing position of the Graco Extend2Fit car seat, demonstrating the extended legroom feature.

2. **Forward-Facing Harness:** For children from 26.5-65 lb. Ensure the harness is properly adjusted to fit snugly.



Image: A child seated in the forward-facing position of the Graco Extend2Fit car seat, illustrating the proper fit of the harness system.

3. **Highback Booster:** For children from 40-100 lb. The car seat transitions to a highback booster, using the vehicle's seat belt.

Safely ride rear-facing longer!



Rear-facing
harness

Forward-facing
harness

Highback
booster

Image: An illustration showing three children in different configurations of the Graco Extend2Fit car seat: rear-facing harness, forward-facing harness, and highback booster, emphasizing its versatility.

Harness Adjustment:

The **No-Rethread Simply Safe Adjust Harness System** allows you to adjust the headrest and harness together in one motion, ensuring a perfect fit as your child grows. The **10-position adjustable headrest** further customizes the fit.



Image: A close-up view of a child's legs in the car seat, demonstrating the extended legroom provided by the Extend2Fit panel, with the text "Stretched not crunched!"

MAINTENANCE AND CLEANING

Regular maintenance helps prolong the life of your car seat and ensures hygiene.

- **Fabric Care:** The car seat cover is removable and washable. Refer to the care labels on the fabric for specific washing instructions. Typically, machine wash cold on a delicate cycle and air dry.
- **Buckles and LATCH:** The buckle and clasp pieces are designed for easy removal and reinsertion for cleaning. Clean with a damp cloth and mild soap. Do not use harsh chemicals or abrasives.
- **Cup Holders:** The integrated cup holders are removable for easy cleaning.
- **Frame:** Wipe down the plastic and metal parts of the car seat frame with a damp cloth.
- **Harness Storage:** Utilize the fuss-free harness storage pockets to keep the harness out of the way when placing your child in or taking them out of the seat.

TROUBLESHOOTING

If you encounter issues with your Graco Extend2Fit car seat, consider the following common solutions:

Problem	Possible Cause / Solution
Difficulty with installation (not tight enough)	Ensure you are using the InRight LATCH system correctly, listening for the audible click. Apply pressure to the car seat while tightening the LATCH strap or vehicle seat belt. Check the level indicator for the correct angle. Refer to the manual or online video tutorials for detailed steps.
Harness is stiff or difficult to adjust	New harnesses can be stiff. Regular use will typically loosen them. Ensure the harness straps are not twisted and are routed correctly through the seat. Avoid applying lubricants.
Child's head slumps forward in rear-facing mode	Adjust the recline position to a more reclined angle. Ensure the car seat is installed at the correct angle as indicated by the level indicator.
Fabric cover is difficult to remove for cleaning	Follow the specific instructions in your car seat manual for cover removal. Some parts may require unhooking or unthreading. Online videos can also provide visual guides.

If problems persist, contact Graco customer support for assistance.

SPECIFICATIONS

- **Product Dimensions:** 20.75"D x 19"W x 24.5"H
- **Weight Capacity (Rear-Facing Harness):** 4-50 lb
- **Weight Capacity (Forward-Facing Harness):** 26.5-65 lb
- **Weight Capacity (Highback Booster):** 40-100 lb
- **Installation Type:** LATCH or Vehicle Seat Belt
- **Recline Positions:** 6
- **Headrest Positions:** 10
- **Extension Panel:** 4-position adjustable, providing up to 5" additional legroom
- **Safety Features:** Graco ProtectPlus Engineered (tested for frontal, side, rear & rollover crashes), Side-impact tested (FMVSS 213a)
- **Color:** Ashten 2.0

WARRANTY INFORMATION

Specific warranty details for your Graco Extend2Fit Convertible Car Seat are typically provided with the product documentation upon purchase. For the most accurate and up-to-date warranty information, please refer to the warranty card included in your product packaging or visit the official Graco website.

SUPPORT AND CONTACT

For further assistance, questions, or to register your product, please contact Graco customer support. You can find contact information and additional resources on the official Graco website:







[Visit the Official Graco Store Page](#)

Registering your product ensures you receive important safety updates and recall notifications.



© 2025 Graco. All rights reserved.

Related Documents - Extend2Fit Convertible Car Seat, Ashten 3-in-1 w/ Booster Mode

	<p>Graco SlimFit 3-in-1 Car Seat Manual</p> <p>Comprehensive instructions and safety information for the Graco SlimFit 3-in-1 car seat, covering installation, usage, and care for rear-facing, forward-facing, and high-back booster modes.</p>
	<p>Graco 4EVER DLX 4-in-1 Car Seat Instruction Manual</p> <p>User guide for the Graco 4EVER DLX 4-in-1 Car Seat, detailing rear-facing, forward-facing, and booster modes. Learn safe installation using LATCH or seat belts, proper child securing, and maintenance tips for optimal child safety.</p>
	<p>Graco Nautilus SnugLock Grow 3-in-1 Harness Booster Car Seat Instruction Manual</p> <p>Comprehensive instruction manual for the Graco Nautilus SnugLock Grow 3-in-1 Forward-Facing Harness Booster car seat. Learn about installation, features, safety warnings, and care.</p>
	<p>Graco Extend2Fit 3-in-1 Car Seat Instruction Manual</p> <p>Comprehensive instruction manual for the Graco Extend2Fit 3-in-1 Car Seat, detailing installation, usage, safety features, and maintenance for rear-facing, forward-facing, and booster modes. Essential for parents and caregivers.</p>
	<p>Graco Extend2Fit Convertible Car Seat Instruction Manual</p> <p>Comprehensive instruction manual for the Graco Extend2Fit convertible car seat, covering installation, features, safety, and maintenance.</p>
	<p>Graco 4EVER DLX Extend2Fit 4-in-1 Car Seat: Instruction Manual & Safety Guide</p> <p>Comprehensive instruction manual for the Graco 4EVER DLX Extend2Fit 4-in-1 Car Seat. Learn about installation, safety features, usage modes (rear-facing, forward-facing, booster), and care instructions to ensure your child's safety.</p>