

MINISO MS156 AI

# MINISO MS156 AI Translation Earbuds User Manual

Model: MS156 AI

## 1. PRODUCT OVERVIEW

The MINISO MS156 AI Translation Earbuds are open-ear wireless headphones designed for real-time language translation and audio playback. They feature AI technology for translation in multiple languages, Bluetooth 5.4 connectivity, and an ergonomic design for comfortable wear.



Image: MINISO MS156 AI Translation Earbuds and their charging case.



## 2. PACKAGE CONTENTS

---

Ensure all items are present in the package:

- MINISO MS156 AI Translation Earbuds
- Charging Station (Charging Case)
- Charging Cable
- User Manual (this document)

## 3. SETUP GUIDE

---

### 3.1 Charging the Earbuds

Before first use, fully charge the earbuds and the charging case.

1. Place the earbuds into the charging case.
2. Connect the charging cable to the charging case and a compatible USB power source.
3. The indicator lights on the charging case will show the charging status.
4. A full charge takes approximately 1.5 hours. The earbuds provide 6-8 hours of continuous use, and the charging case extends total battery life to 48 hours.

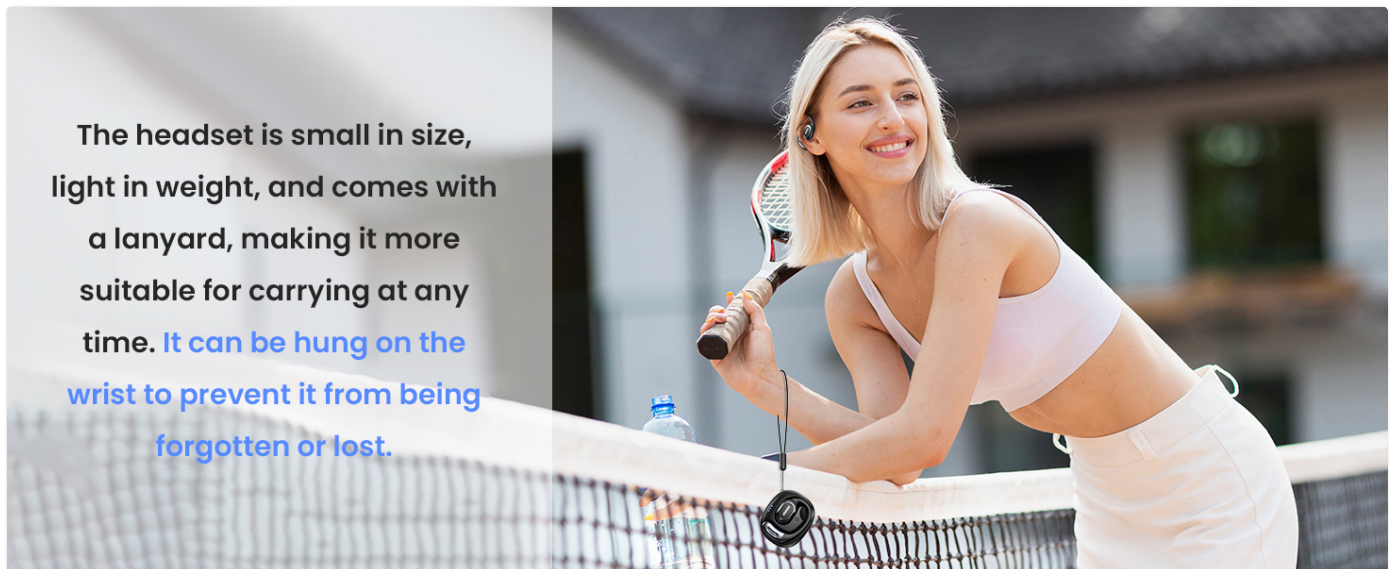


Image: Illustration of the earbuds charging and their battery life.

### 3.2 Pairing with Your Device

1. Ensure the earbuds are charged and removed from the charging case. They will automatically enter pairing mode.
2. On your smartphone or tablet, enable Bluetooth and search for available devices.
3. Select "MINISO MS156" from the list of devices to pair.
4. Once paired, you will hear an audio confirmation.

### 3.3 Installing the EarJoy Intelligence App

For full functionality, including AI translation and advanced settings, download and install the "EarJoy Intelligence" app on your smartphone.

1. Search for "EarJoy Intelligence" in your device's app store (iOS App Store or Google Play Store).
2. Download and install the app.
3. Open the app and follow the on-screen instructions to connect your MINISO MS156 earbuds. **Note: You must first connect the headset to your phone via Bluetooth before connecting it within the EarJoy Intelligence APP.**



Image: Various screens of the EarJoy Intelligence App interface.

## 4. OPERATING INSTRUCTIONS

### 4.1 Wearing the Earbuds

The MS156 earbuds feature an open-ear design with ergonomic ear hooks. Position the ear hooks securely around your ears for a comfortable and stable fit. This design allows you to hear your surroundings while enjoying audio.





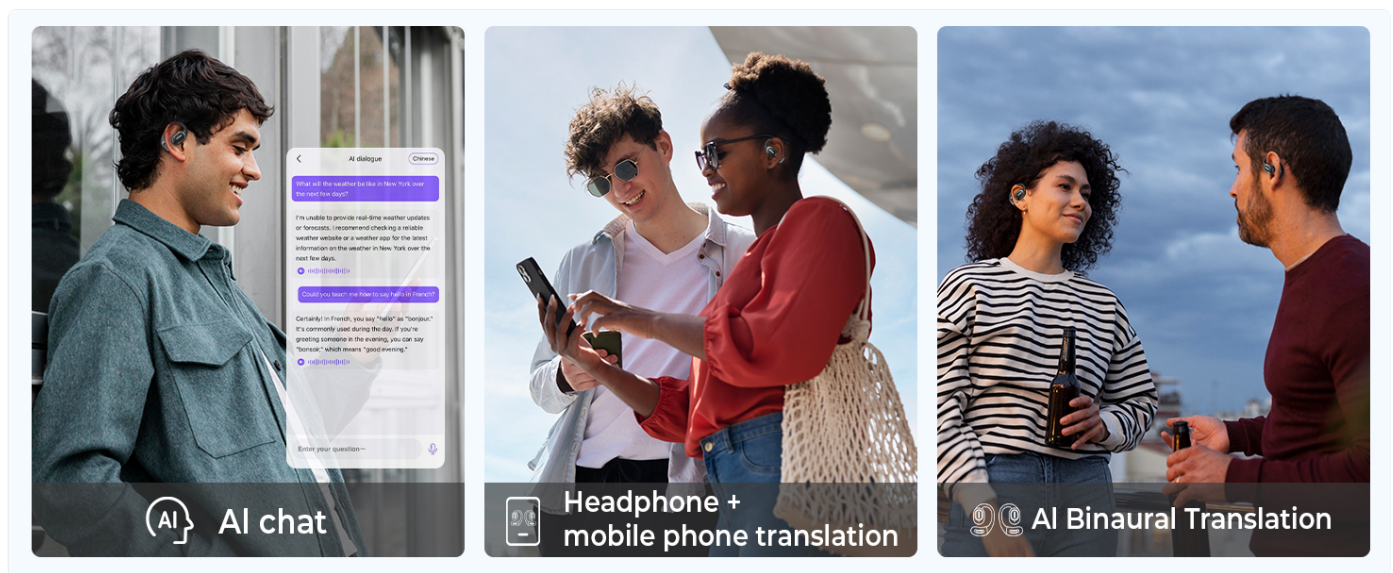


Image: The ergonomic ear hook design ensures a secure fit.

## 4.2 Touch Controls

The earbuds are equipped with touch controls for various functions. Refer to the app or a detailed control diagram (if available) for specific gestures.

- **Play/Pause:** Single tap on either earbud.
- **Next Track:** Double tap on the right earbud.
- **Previous Track:** Double tap on the left earbud.
- **Answer/End Call:** Single tap on either earbud.
- **Reject Call:** Press and hold on either earbud.
- **Activate Voice Assistant:** Triple tap on either earbud.

## 4.3 Translation Functions (via EarJoy Intelligence App)

The EarJoy Intelligence App unlocks the full potential of the MS156 earbuds, offering real-time translation in up to 150 languages.

- **AI Dialogue Mode:** Engage in real-time conversations with AI, ask questions, and receive instant translated responses.
- **Headphone + Mobile Phone Translation:** Use the earbuds for your language and the phone's speaker/microphone for the other person's language, facilitating two-way communication.
- **AI Binaural Translation:** Both earbuds provide real-time translation, ideal for personal use or when sharing one earbud.
- **Translation Machine Mode:** Utilize the app as a dedicated translation device, with the earbuds providing audio output.
- **Face-to-Face Translation:** Share one earbud with another person for seamless two-way translation during direct conversations.



The ergonomic ear hook perfectly wraps around different curves of ears, providing a secure grip

Image: Overview of the different AI translation modes available through the app.

# Translation in 150 languages

Afrikaans	Basque	English (Tanzania)	Spanish (Chile)	French	Lithuanian
Albanian	Belarusian	English (UK)	Spanish (Colombia)	French (Belgium)	Macedonian
Amharic	Bengali	English (US)	Spanish (Costa Rica)	French (Canada)	Malay
Arabic (Algeria)	Bosnian	Tagalog	Spanish (Cuba)	French (Switzerland)	Malayalam
Arabic (Bahrain)	Bulgarian	Tamil	Spanish (Dominican Republic)	Galician	Maltese
Arabic (Egypt)	Cantonese	Telugu	Spanish (Ecuador)	Georgian	Maori
Arabic (Iraq)	Catalan	Thai	Spanish (El Salvador)	Hebrew	Marathi
Arabic (Israel)	Croatian	Turkish	Spanish (Equatorial Guinea)	Hindi	Mongolian
Arabic (Jordan)	Czech	Ukrainian	Spanish (Guatemala)	Hungarian	Myanmar
Arabic (Kuwait)	Danish	Urdu	Spanish (Honduras)	Icelandic	Nepali
Arabic (Lebanon)	Dutch	Uzbek	Spanish (Mexico)	Indonesian	Norwegian
Arabic (Libya)	English (Australia)	Vietnamese	Spanish (Nicaragua)	Irish	Norwegian (Bokmål)
Arabic (Morocco)	English (Canada)	Welsh	Spanish (Panama)	Italian	Pashto
Arabic (Oman)	English (Ghana)	Zulu	Spanish (Paraguay)	Italian (Switzerland)	Persian
Arabic (Palestinian Authority)	English (India)	Serbian	Spanish (Peru)	Japanese	Polish
Arabic (Qatar)	English (Ireland)	Sinhala	Spanish (Puerto Rico)	Javanese	Portuguese
Arabic (Syria)	English (Kenya)	Slovak	Spanish (Spain)	Kanada	Portuguese (Brazil)
Arabic (Tunisia)	English (New Zealand)	Slovenian	Spanish (Uruguay)	Kazakh	Punjabi
Arabic (United Arab Emirates)	English (Nigeria)	Somali	Spanish (Venezuela)	Khmer	Romanian
Arabic (Yemen)	English (Philippines)	Spanish	Estonian	Korean	Russian
Armenian	English (Singapore)	Spanish (Argentina)	Filipino	Lao	
Azerbaijani	English (South Africa)	Spanish (Bolivia)	Finnish	Latvian	

Image: Screenshot of the AI Dialogue Mode within the EarJoy Intelligence app.

AI chat

Headphone + mobile phone translation

AI Binaural Translation

Image: Demonstrating Face-to-Face Translation with two individuals using the earbuds.

### 4.4 Audio Features

- **Noise Reduction:** The earbuds incorporate call noise reduction technology for clearer voice calls.



- **APP Adjustable Sound:** Use the EarJoy Intelligence app to customize sound settings with various EQ presets (Default, Classic, Popular, Rock, Jazz, Rural, Blues, Classical) or create custom adjustments.

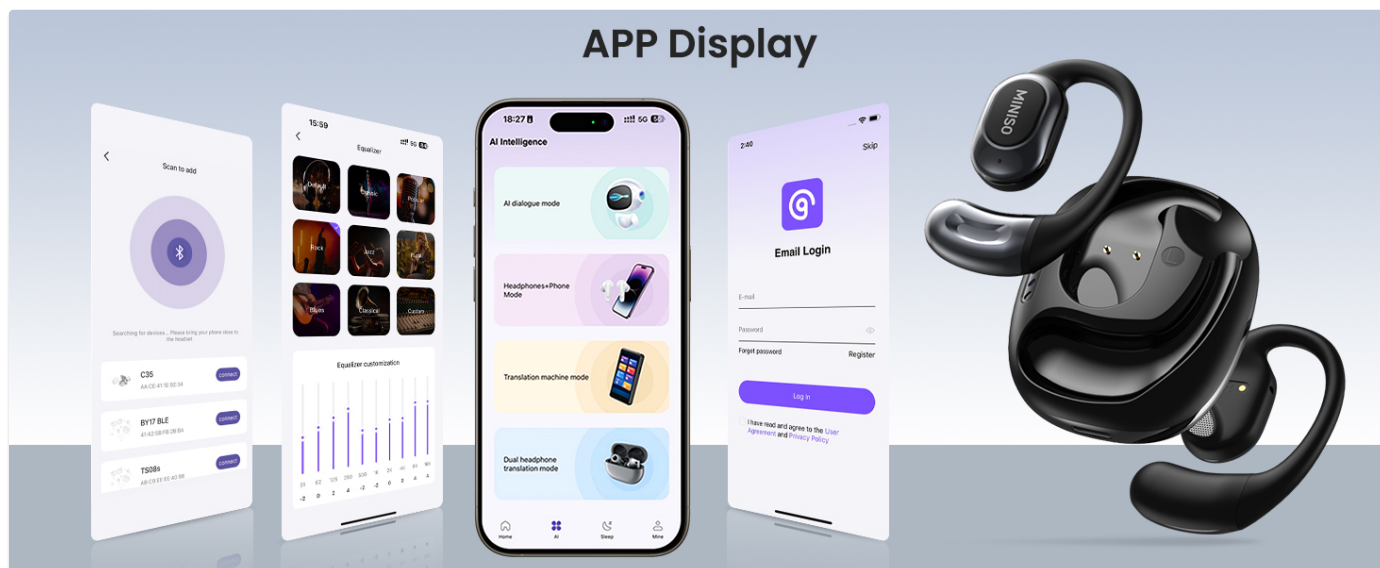


Image: Screenshot of the EarJoy Intelligence app's equalizer for sound adjustment.

## 4.5 Anti-Loss Function

The EarJoy Intelligence app includes an anti-loss feature to help locate misplaced earbuds.

1. Within the app, activate the anti-loss function.
2. The earbuds will emit a sound prompt.
3. Follow the positioning navigation displayed in the app to find your earbuds.




Image: The anti-loss function showing earbud location on a map within the app.

## 5. MAINTENANCE

- **Cleaning:** Gently wipe the earbuds and charging case with a soft, dry, lint-free cloth. Do not use harsh chemicals or abrasive materials.
- **Water Resistance:** The MINISO MS156 earbuds are **not water resistant**. Avoid exposure to water, sweat, rain, or excessive moisture to prevent damage.
- **Storage:** When not in use, store the earbuds in their charging case to protect them from dust and damage. Store in a cool, dry place.

- **Battery Care:** To prolong battery life, avoid fully discharging the earbuds frequently. Charge them regularly, even if not in constant use.

## 6. TROUBLESHOOTING

---

If you encounter issues with your MINISO MS156 AI Translation Earbuds, refer to the following common solutions:

- **Earbuds not pairing:**
  - Ensure earbuds are charged and out of the case.
  - Turn off and on Bluetooth on your device.
  - Forget the device in your phone's Bluetooth settings and try pairing again.
  - Restart your phone.
- **No sound or intermittent audio:**
  - Check the volume level on both your earbuds and your connected device.
  - Ensure the earbuds are within the 10-meter Bluetooth range of your device.
  - Reconnect the earbuds to your device.
- **Translation not working in app:**
  - Verify that the earbuds are connected to both your phone's Bluetooth and the EarJoy Intelligence app.
  - Check your internet connection, as real-time translation requires online access.
  - Ensure the correct source and target languages are selected in the app.
  - Update the EarJoy Intelligence app to the latest version.
- **Earbuds not charging:**
  - Ensure the charging cable is securely connected to both the case and the power source.
  - Try a different charging cable or power adapter.
  - Clean the charging contacts on both the earbuds and the case with a dry cotton swab.

## 7. SPECIFICATIONS

---

Model Name	MS156 AI
Connectivity Technology	Wireless (Bluetooth)
Bluetooth Version	5.4
Bluetooth Range	10 Meters
Audio Driver Type	Dynamic Driver
Audio Driver Size	14.2 Millimeters
Earpiece Shape	Hook (Open Ear)
Control Type	Touch Control
Charging Time	1.5 Hours



Battery Life (Earbuds)	6-8 Hours (continuous use)
Battery Life (with Charging Case)	Up to 48 Hours
Water Resistance Level	Not Water Resistant
Compatible Devices	Smartphones, Tablets, Laptops, Desktops (with Bluetooth)
Included Components	Earbuds, Charging Station, Charging Cable, User Manual

## 8. WARRANTY AND SUPPORT

For warranty information, please refer to the warranty card included with your product or contact MINISO customer support directly. Specific warranty terms may vary by region and retailer.

For further assistance, technical support, or to view additional products, please visit the official MINISO store: [MINISO Official Store on Amazon](#)

## 9. SAFETY INFORMATION

- Do not disassemble, repair, or modify the product.
- Keep the product away from extreme temperatures, direct sunlight, and open flames.
- Avoid exposing the product to water or other liquids.
- Do not use the product at high volumes for extended periods to prevent hearing damage.
- Dispose of the product and its battery responsibly according to local regulations.

